

# Thermal Regeneration of CO<sub>2</sub> Spent Palm Shell-Polyetheretherketone Activated Carbon Sorbents

Usman D. Hamza, Noor S. Nasri, Mohammed Jibril, HusnaMohdZain

**Abstract**—Activated carbons (M4P0, M4P2, and M5P2) used in this research were produced from palm shell and polyetherether ketone (PEEK) via carbonization, impregnation and microwave activation. The adsorption/desorption process was carried out using static volumetric adsorption. Regeneration is important in the overall economy of the process and waste minimization. This work focuses on the thermal regeneration of the CO<sub>2</sub> exhausted microwave activated carbons. The regeneration strategy adopted was thermal with nitrogen purge desorption with N<sub>2</sub> feed flow rate of 20 ml/min for 1 h at atmospheric pressure followed by drying at 150°C. Seven successive adsorption/regeneration processes were carried out on the material. It was found that after seven adsorption regeneration cycles; the regeneration efficiency (RE) for CO<sub>2</sub> activated carbon from palm shell only (M4P0) was more than 90% while that of hybrid palm shell-PEEK (M4P2, M5P2) was above 95%. The cyclic adsorption and regeneration shows the stability of the adsorbent materials.

**Keywords**—Activated carbon, Palm shell-PEEK, Regeneration, thermal.

## I. INTRODUCTION

ADSORPTION of contaminants with activated carbon is one of reliable method used water treatment and air purification. Activated carbon has been used in CO<sub>2</sub> capture and separation [1], [2]. The cost of CO<sub>2</sub> capture step takes about 2/3 of the overall carbon capture and subsequent storage process [3]. Once the activated carbon (AC) is exhausted, the material becomes a residue that has to be discarded and substituted by a fresh activated carbon sorbent. For economic and environmental reasons, the spent GAC is not disposed of, but must undergo several cycles of regeneration [4]. Therefore of equal importance to adsorption capacity is the ease of regeneration and the lifetime of the adsorbents. For large-scale industrial applications of ACs, the costs of AC production and ease of sorbent regeneration is considered [5]. Due the significance of regeneration, a lot of research effort was devoted to various regeneration techniques such as thermal, microwave, solvent extraction [5], chemical, biological, wet oxidative, ultrasound and photo catalytic methods [6]. Of all

the methods, thermal regeneration is the most cost-effective method [5]. During regeneration of sorbent, steam or heated nitrogen is used to desorb contaminants and then recycle the carbon material. After series of repetitive heating and cooling the carbon material is damaged [7]. In order to improve on these, improvement in thermal stability of carbon porous carbon material is needed.

PEEK is one of the commonly used engineering thermoplastic materials combining ketone and aromatic moieties [8]. The excellent thermal properties of the polymer are attributed to the stability of the aromatic backbone, which makes up the bulk of the monomer unit [9]. It's on this note that this work improving the thermal properties and regeneration capability of the activated carbon by blending palm-char and PEEK char. The main purpose of the current study was to investigate the regeneration and desorption capability of CO<sub>2</sub> spent ACs by carrying out successive adsorption-regeneration cycles.

## II. EXPERIMENTAL

### A. Material and Sorbent Preparation

The raw palm shell was washed several times with distilled water. The palm shells were then dried at 105°C for 24 hrs in an oven and later sieved to size 0.85- 1.7mm. The dried materials were loaded into a stainless steel tubular reactor and then heated in furnace. Heating rate of 10°C/min was selected to achieve carbonization temperature of 700°C under nitrogen flow of 100 cm<sup>3</sup>/min for 2hrs. The resultant palm char was allowed to cool to room temperature while maintaining the inert environment throughout the period.

The PEEK Char (PEKC) was obtained by pyrolysis of granulated Victrex PEEK (Polyether ether ketone) at 800°C in a furnace. Palm kernel char (PKC) was blended with PEEK char at different percentage by weight (0, 20, 20%). For the impregnation process, the char was mixed with K<sub>2</sub>CO<sub>3</sub> solution in the ratio 1:1. The impregnation ratio defined as the dry weight of activation agent per weight of the char. The mixture of precursor and chemical solution was stirred at 85°C and 6 r.p.m for 2 h. It was then placed in an oven for 24 hours at 105°C. The activation involves changing 10 g of impregnated sample into a high temperature quartz reactor. It was then pre-heated in microwave oven (Samsung ME0113M model) in flowing stream of nitrogen (200 cm<sup>3</sup>/min). The flow was then switch over to CO<sub>2</sub> at flow rate of 200 cm<sup>3</sup>/min. Power level of 400W and 500 W was chosen from the power controller with irradiation time of 6 min. The resultant microwave palm shell-PEEK activated carbon was washed thoroughly with 0.1 M hydrochloric acid and deionized water

Noor S. Nasri is with the Sustainability Waste-To-Wealth Unit, UTM-MPRC Institute for Oil and Gas, Energy Research Alliance, Universiti Teknologi Malaysia, 81310 UTM Johor Bahru, Johor, Malaysia (corresponding author, phone: +60137728200; e-mail: noorshahr@petroleum.utm.my).

Usman D. Hamza and Jibril Mohammed are with the Chemical Engineering Programme, Abubakar Tafawa Balewa University, Tafawa Balewa Way, PMB 0248 Bauchi, Bauchi state, Nigeria (e-mail: usmandhamza@yahoo.com, jibrilmuhammad@yahoo.com).

Husna M. Zain is with the Faculty of Petroleum and Renewable Energy Engineering, Universiti Teknologi Malaysia, 81310 UTM Johor Bahru, Johor, Malaysia (e-mail: husnamdzain@gmail.com).

until pH 6.5-7 is reached. The blended palm-PEEK char AC was denoted as M4P0, M4P2, M5P2, which stands for palm-PEEK char containing 0, 20, 20 of PEEK char activated for six minutes under microwave power of 400, 400, and 500W respectively.

### B. Regeneration and Adsorption/Desorption Cycles

Desorption and Regeneration of sorbent is important so that the sorbent can be used in repeated CO<sub>2</sub> adsorption [10]. Adsorption-Desorption cycles were carried out to determine the regeneration performance of the porous carbons. In addition, it will highlight the reproducibility of the system [11] and reversibility of CO<sub>2</sub> adsorption on the porous carbons [12]. The method adopted for the regeneration was thermal with nitrogen purge desorption. A feed flow rate of 20 ml/min was supplied to the sample column for 1 hr at atmospheric pressure. The sorbent was dried at 150°C, 1 atm for 1 hr under nitrogen flow. The sorbent was subjected to seven adsorption-desorption cycles and its maximum CO<sub>2</sub> adsorption capacity at different pressures and temperatures were assessed.

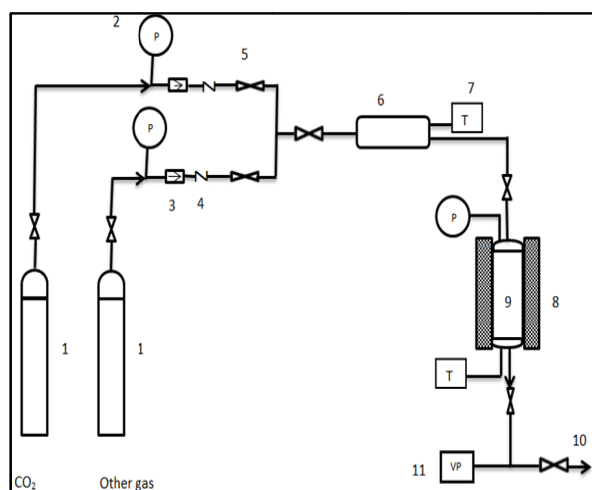


Fig. 1 Schematic diagram of the volumetric adsorption set-up: 1. Feed gas 2. Pressure gauge 3. Flow controller/reader 4. Check valve 5. Valve 6. Loading cell 7. Thermocouple 8. Electric furnace 9. Adsorption cell 10. Vent 11. Vacuum pump

The sorbent CO<sub>2</sub> adsorption/desorption capacity was carried in a fabricated packed-bed adsorption system (Fig. 1). For each adsorption measurement, CO<sub>2</sub> was passed into the loading cell to reach the required initial pressure. The valve between the loading cell and the adsorption cell was open to allow the gas contact the adsorbent in the cell. It was allowed to reach equilibrium state i.e. condition at the temperature and pressure constant. For the desorption experiment, Vacuum pump was used to evacuate the loading cell. The valves were then closed; the pressure and temperature in the loading and adsorption cell were taken. The gas was then fed in reverse order i.e. from the adsorption cell to the loading cell. The pressure and temperature in the loading cell and the adsorption cell were recorded until the two remained constant. The CO<sub>2</sub> adsorption/desorption capacity was obtained based on mass

balance across the loading and adsorption cell.

## III. RESULTS AND DISCUSSIONS

### A. Regeneration and Adsorption/Desorption Cycles

Ease of regeneration is a critical property that must be considered when designing CO<sub>2</sub> sorbents [13]. From Fig. 2 the CO<sub>2</sub> adsorption capacity ( $q$ ) of M4P0 activated carbon is reported over 7 consecutive adsorption-desorption cycles. The results clearly indicate that, there is little change in the adsorption capacity upon the number of cycles (Fig. 2). After the first cycle, the regeneration efficiency (RE) for CO<sub>2</sub> reaches up to nearly 99%. The sorbent demonstrated over 90% of regeneration efficiency over seven cycles (Fig. 3).

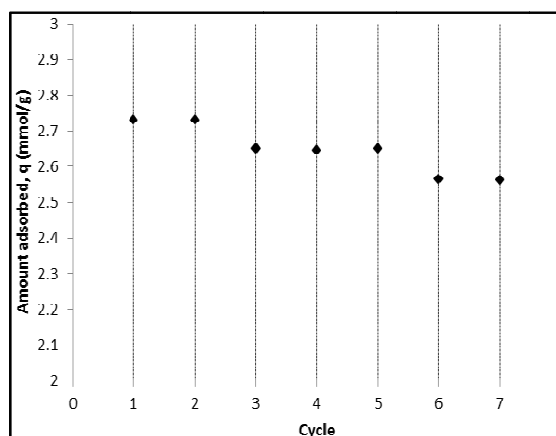


Fig. 2 Equilibrium adsorption capacity of M4P0 over 7 adsorption/desorption cycles at 30°C, 1 bar

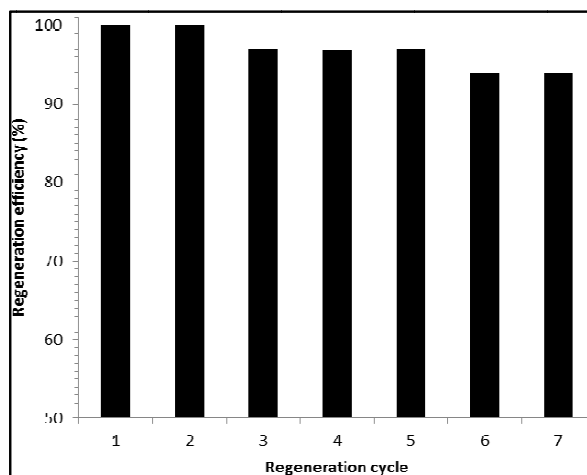


Fig. 3 Variations in regeneration efficiency of M4P0 after 7 successive CO<sub>2</sub> adsorption cycles

The repetitive of successive cycles affects less significantly the single step stripping efficiency (SSE) (Fig. 4). This implies that the adsorption process is reversible and can be easily regenerated. It also shows that the adsorption process is physisorption due to the fact that only weak interaction forces hold the CO<sub>2</sub> sorbate to the surface of the M4P0

sorbent. Moreover, this feature is highly desirable for potential industrial scale applications [14].

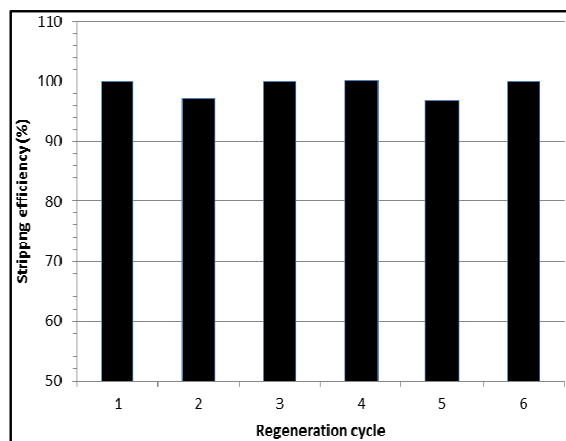


Fig. 4 Variations in single step stripping efficiency of M4P0 after 7 successive adsorption cycles

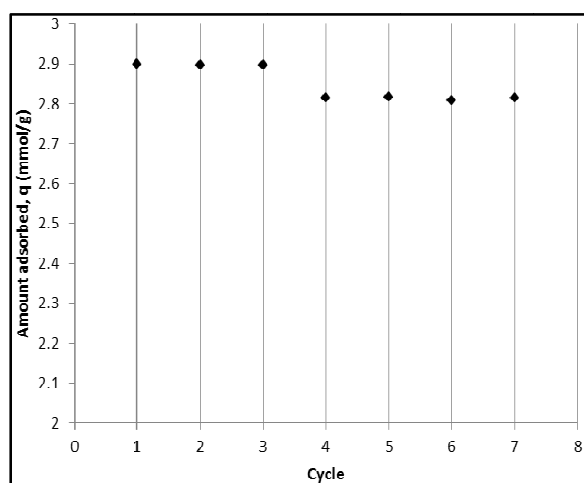


Fig. 5 Equilibrium adsorption capacity of M4P2 over 7 adsorption/desorption cycles at 30°C, 1 bar

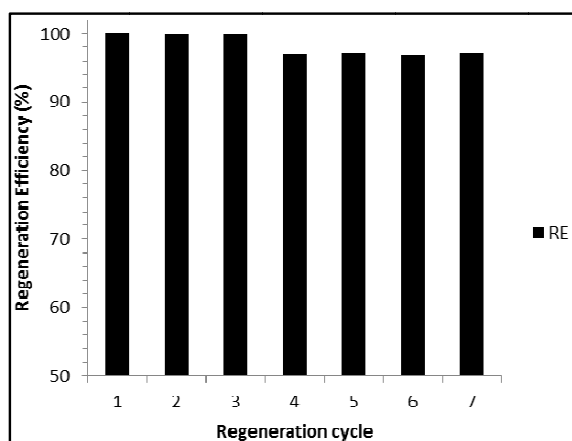


Fig. 6 Variations in regeneration efficiency of M4P2 after 7 successive CO<sub>2</sub> adsorption cycles

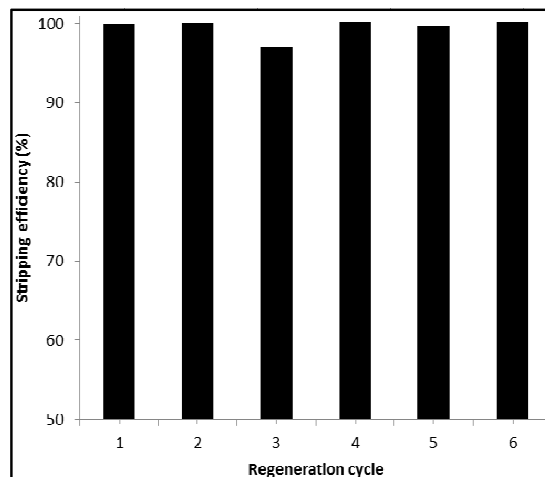


Fig. 7 Variations in single step stripping efficiency of M4P2 after 7 successive adsorption cycles

The CO<sub>2</sub> adsorption capacity ( $q$ ) of M4P2 activated carbon after 7 series of adsorption-desorption cycles is shown in Fig. 5. Results clearly indicate that, there is little change in the adsorption capacity upon the number of cycles. After the seven cycles the regeneration efficiency (RE) for CO<sub>2</sub> reaches is above 95% (Fig. 6). The adsorption desorption cycles affects less significantly the single step stripping efficiency (SSE) (Fig. 7). The SSE increase and then slightly decrease. This implies that the sorbent can be regenerated easily and then reuse, which is a very important property for any adsorbent intended to be used for industrial application.

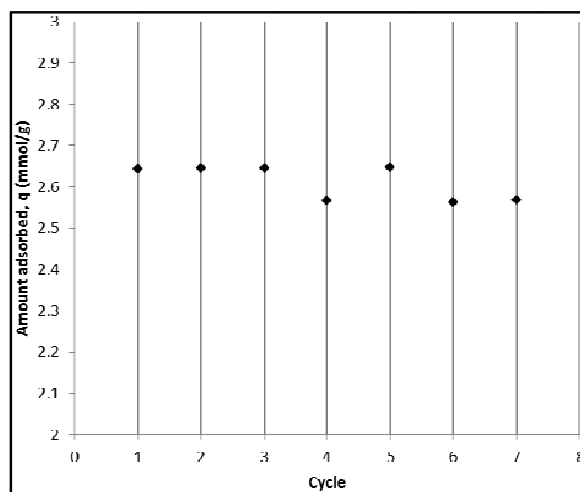


Fig. 8 Equilibrium adsorption capacity of M5P2 over 7 adsorption/desorption cycles at 30°C, 1 bar

The CO<sub>2</sub> adsorption capacity ( $q$ ) of M5P2 after 7 consecutive adsorption-desorption cycles is also shown in Fig. 8. Results clearly indicate that, there is little change in the adsorption capacity upon the number of cycles. After seven adsorption cycles the regeneration efficiency (RE) for CO<sub>2</sub> is above 95% (Fig. 9). The adsorption desorption cycles affects

less significantly the single step stripping efficiency (SSE) (Fig. 10). The SSE increase and then slightly decrease. This shows that the sorbent can be regenerated easily. M5P2 and M4P2 demonstrated higher adsorption capacity after the seven adsorption cycles than M4P0. This could be due to the presence of PEEK in the samples.

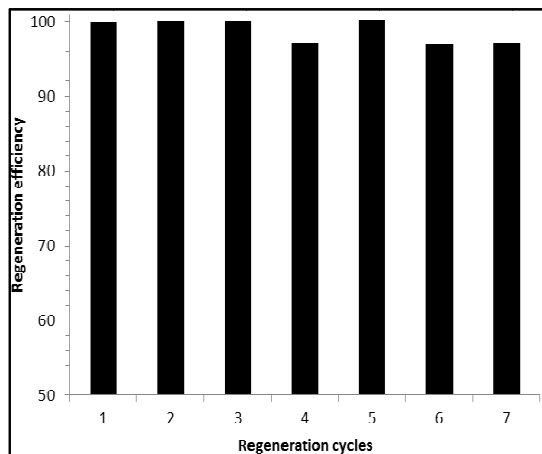


Fig. 9 Variations in regeneration efficiency of M5P2 after 7 successive CO<sub>2</sub> adsorption cycles

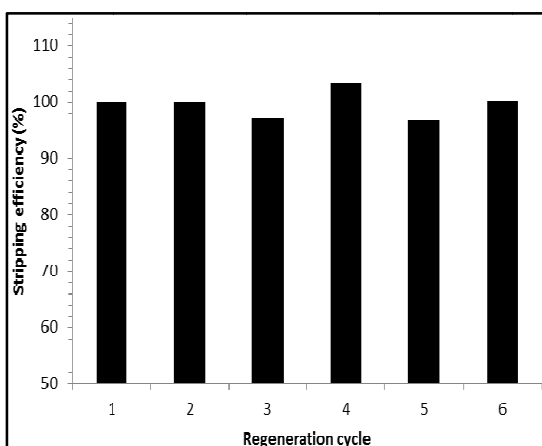


Fig. 10 Variations in single step stripping efficiency of M5P2 after 7 successive adsorption cycles

The porous carbons presented were easily and quickly regenerated over multiple cycles with only little loss in CO<sub>2</sub> adsorption capacity. Therefore these sorbents demonstrated good regeneration efficiency which is very important property for any adsorbent intended to be used for industrial application.

#### B. Desorption Rate

The CO<sub>2</sub> desorption capacity ( $q_d$ ) for the activated carbon at 303.15K and pressure of 4 bars is shown in Fig. 11. The amount desorbed was -4.62, -5.04, -5.71 mmol/g for M4P0, M4P2 and M5P2 respectively at 4 bar. The amount desorbed for all the samples increases with time, but about 70% of desorption happened within the first 2 to 4 mins.

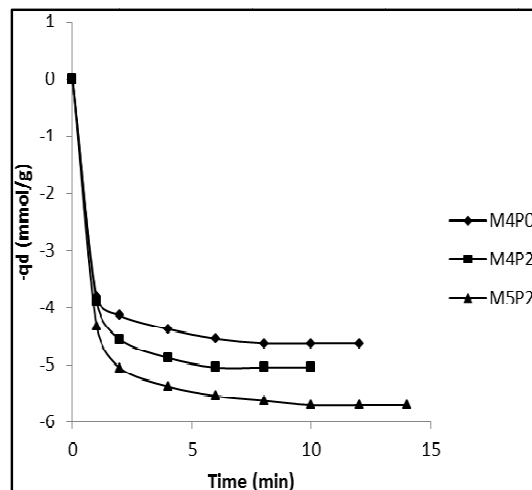


Fig. 11 CO<sub>2</sub> desorption rate from PCs at 4 bar

Most of the adsorbed CO<sub>2</sub> is quickly removed from the AC, due to a favourable porous structure, which allows fast transportation of CO<sub>2</sub> [14] out of the sorbent. The fast desorption rate could also be related to the fact that the process is physisorption where the adsorbate and adsorbent are held by only weak vanderwaal forces.

#### C. Comparison of Regeneration Capacity of Spent CO<sub>2</sub> Sorbents

Regeneration efficiency of different spent CO<sub>2</sub> sorbents was given in Table I. The methods of regeneration employed for the sorbents are: thermal, thermal with N<sub>2</sub> purge and depressurization. The least regeneration efficiency among all the sorbents was 63.94 (Table I) after 10 cycles for coconut shell AC. This could be related to change in textural properties after series of adsorption and desorption processes. Regeneration of over 97% was reported after 20 cycles of regeneration on KACI15 (15 wt% potassium carbonate activated carbon) sorbent which shows that the sorbent retains stable CO<sub>2</sub> sorption performance. The palm shell-PEEK activated carbon (M5P2) also demonstrated high regeneration efficiency of 97.2 which could be related to the presence of PEEK.

TABLE I  
COMPARISON OF REGENERATION CAPACITY OF SPENT CO<sub>2</sub> SORBENTS

Sorbent	Method	No. Cycles	Regeneration Efficiency	Ref.
2ACSH, coconut shell AC modified with 32% NaOH.	Thermal Nitrogen purge	10	63.94	[15]
HTC, hydrothermally carbonized waste	Depressurization	9	97.00	[16]
Amine-Grafted activated carbon	Thermal.	4	91.11	[17]
KACI15		20	97.42	[18]
SBA-15	Thermal	6	91.4	[18]
HSC, solid amine sorbent	Thermal	2	68.00	[18]
M4P0, Microwave palm shell sorbent	Thermal with N <sub>2</sub> purge	7	93.80	This study
M5P2, Microwave palm-PEEK sorbent	Thermal with N <sub>2</sub> purge	7	97.20	This study

## IV. CONCLUSIONS

Thermal regeneration of CO<sub>2</sub> spent adsorbents was carried out; sorbent stability was accessed by the number of regeneration cycles. High regeneration efficiency was achieved for all the CO<sub>2</sub> spent activated carbon. Palm-PEEK activated carbons perform better with regeneration efficiency above 95% than the one from palm-shells only. Seven cycles of adsorption-desorption were carried out, activated carbon sorbent were found to be stable after these seven cycles. There is only slight decrease in adsorption capacity after successive adsorption-desorption cycles. The sorbents demonstrated good regeneration efficiency which is very important property for any adsorbent intended to be used for industrial application.

## ACKNOWLEDGMENT

The authors acknowledge and appreciate the financial support provided by the ministry of education Malaysia through University Teknologi Malaysia (UTM), Johor, Malaysia, to fully undertake this research under the University Research Grant (URG) QJ130000.2509.06H79.

## REFERENCES

- [1] C.S. Lee, Y.L. Ong, M.K. Aroua, W.M.A Wan Daud, "Impregnation of palm shell- based activated carbon with sterically hindered amines for CO<sub>2</sub> adsorption" *Chem. Eng. J.* 219, 2013, 558-564.
- [2] N.S. Nasri, U.D. Hamza, N.S. Ismail, M. M Ahmed, R. Mohsin, "Assessment of Porous Carbons Derived from Sustainable Palm Solid Waste for Carbon Dioxide Capture" *J of Cleaner Prod.*, 71, 2014, pp. 148-157.
- [3] T.C. Drage, A. Arenillas, K.M. Smith, and C.E. Snape, "Thermal Stability of Polyethylenimine Based Carbon Dioxide adsorbents and its Influence on Selection of Regeneration Strategies" *Microporous and Mesoporous Materials*, 116, 2008, 504-512.
- [4] X. Quan, X. Liu X, B. Longli, C. Shuo, Z. Yazhi, C. Xinyi, "Regeneration of acid orange 7-exhausted granular activated carbons with microwave irradiation" *Water Research* vol 38, 2004, pp. 4484-4490.
- [5] S. Román, B. Ledesma, J.F. González, A. Al-Kassir, G. Engo, A. Álvarez-Murillo "Two stage thermal regeneration of exhausted activated carbons. Steam gasification of effluent" *Journal of Analytical and Applied Pyrolysis*, vol. 103, 2013, pp. 201-206.
- [6] H. Wenhui, L. Guocheng, C. Jie, W. Limei, L.Libing, "Regeneration of Spent Activated Carbon by Yeast and Chemical Method" *Chinese Journal of Chemical Engineering*, 20(4) 659-664 (2012).
- [7] C.O. Ania, J.A. Menendez, J.B. Parra, J.J. Pis "Microwave-induced regeneration of activated carbons polluted with phenol. A comparison with conventional thermal regeneration" *Carbon*, 42, 2004, 1383-1387.
- [8] F. Yao, J. Zheng, M. Qi, W. Wang, and Z. Qi, "The Thermal Decomposition Kinetics of Poly(Ether-Ether-Ketone) (PEEK) and its Carbon Fibre Composite" *Us agency for environmental agency.ThermochimicaActa*, 183, 1991, 91-97.
- [9] S.K. Yesodha, C.K.S. Pillai, and N. Tsutsuni "Stable Polymeric Materials for Non-Linear Optics: A Review Based on Azobenzene Systems" *Progress in Polymer Science*, 29(1), 2004, pp. 45-74.
- [10] M.P. Cal, B.W. Strickler, A.A. Lizzio, "High temperature hydrogen sulfide adsorption on activated carbon. Effects of gas composition and metal addition" *Carbon* 38, 2000, 1757-1765.
- [11] S. Garcia, J.J. Pis, F. Rubiera, C. Pevida, "Predicting Mixed-Gas Adsorption Equilibria on Activated Carbon for Precombustion CO<sub>2</sub> Capture" *Langmuir*, 29 (20), 2013, 6042-6052.
- [12] Zhang, Z, Xian, S., Xia, Q., Wang, H., Li Z., Li, J. (2013). Enhancement of CO<sub>2</sub> Adsorption and CO<sub>2</sub>/N<sub>2</sub> Selectivity on ZIF-8 via Postsynthetic Modification. *American Institute of Chemical Engineers*, Vol. 59, No. 6.
- [13] M. Servilla and A.B. Fuertes, "Sustainable Porous Carbons with a Superior Performance for CO<sub>2</sub> Capture". *Energy and Environmental Science* 4, 2011, pp. 765-1771.
- [14] M. Balsamo, T. Budinova, A. Erto, A. Lancia, B. Petrova, N. Petrov, B. Tsyntsarski, "CO<sub>2</sub> adsorption onto synthetic activated carbon: Kinetic, thermodynamic and regeneration studies". *Separation and Purification Technology*, 116, 2013, pp.214-221.
- [15] Y.L. Tan, M. Azharul Islam, M. Asif and B.H Hameed, "Adsorption of carbon dioxide by sodium hydroxide-modified granular coconut shell activated carbon in a fixed bed" *Energy* 77, 2014, 926-931.
- [16] W. Hao, E. Björkman, M. Lilliestrale, N. Hedin, "Activated carbons prepared from hydrothermally carbonized waste biomass used as adsorbents for CO<sub>2</sub>" *Applied Energy*, 112, 2013, 526-532.
- [17] A. Houshmand, W.M.A. Wan Daud, M. Lee, M. S. Shafeeyan, "Carbon Dioxide Capture with Amine-Grafted Activated Carbon". *Water Air Soil Pollut*, 223, 2012, 827-835
- [18] Y. Guo, C. Zhao, C. Li, Y. Wu, "CO<sub>2</sub> sorption and reaction kinetic performance of K<sub>2</sub>CO<sub>3</sub>/AC in low temperature and CO<sub>2</sub> concentration" *Chemical Engineering Journal* 260, 2015, 596-604.