

# Thermal and Mechanical Properties of Modified $\text{CaCO}_3$ /PP Nanocomposites

A. Buasri, N. Chaiyut, K. Borvornchettanuwat, N. Chantanachai and K. Thonglor

**Abstract**—Inorganic nanoparticles filled polymer composites have extended their multiple functionalities to various applications, including mechanical reinforcement, gas barrier, dimensional stability, heat distortion temperature, flame-retardant, and thermal conductivity. Sodium stearate-modified calcium carbonate ( $\text{CaCO}_3$ ) nanoparticles were prepared using surface modification method. The results showed that sodium stearate attached to the surface of  $\text{CaCO}_3$  nanoparticles with the chemical bond. The effect of modified  $\text{CaCO}_3$  nanoparticles on thermal properties of polypropylene (PP) was studied by means of differential scanning calorimetry (DSC) and Thermogravimetric analysis (TGA). It was found that  $\text{CaCO}_3$  significantly affected the crystallization temperature and crystallization degree of PP. Effect of the modified  $\text{CaCO}_3$  content on mechanical properties of PP/ $\text{CaCO}_3$  nanocomposites was also studied. The results showed that the modified  $\text{CaCO}_3$  can effectively improve the mechanical properties of PP. In comparison with PP, the impact strength of PP/ $\text{CaCO}_3$  nanocomposites increased by about 65% and the hardness increased by about 5%.

**Keywords**—Polypropylene Nanocomposites, Modified Calcium Carbonate, Sodium Stearate, Surface Treatment

## I. INTRODUCTION

POLYMER nanocomposites have attracted increasing attentions in recent years because of their significant improvement in mechanical performance, thermal stability and/or electrical properties over the matrix polymers [1]. The effects of filler nanoparticles on these properties have been extensively investigated. It has been found that the addition of a few percent by weight of these nanoparticles can result in significant improvement in physical and chemical properties [2]. However, these advantages can only be exploited if filler nanoparticles are distributed homogeneously and do not form aggregates in the polymer matrix. Particle aggregation, which is often detected in particulate filled polymers, can result in a number of problems, including deteriorated mechanical properties and poor aesthetics [3]. One of the most efficient ways to hinder aggregate formation is the surface coating of the filler with a surfactant. Surface treatment leads to the decrease of both particle/particle and matrix/filler interaction. As a consequence, surface coated fillers are used practically always for the production of particulate filled thermoplastic products [4]-[5].

Achanai Buasri and Nattawut Chaiyut are with the Department of Materials Science and Engineering, Faculty of Engineering and Industrial Technology, Silpakorn University, Nakhon Pathom, Thailand and the National Center of Excellence for Petroleum, Petrochemicals and Advanced Materials, Chulalongkorn University, Bangkok, Thailand (e-mail: achanai130@hotmail.com; nchaiyut@hotmail.com).

Kamonnut Borvornchettanuwat, Naruthep Chantanachai and Kawisara Thonglor are undergraduate students in bachelor's degree program with the Department of Materials Science and Engineering, Faculty of Engineering and Industrial Technology, Silpakorn University, Nakhon Pathom, Thailand.

Several researchers attempted to modify polymeric materials by filling with nanometer inorganic rigid particles, and discussed the dispersion property as well as its mechanisms, such as mica, talcum powder, rectorite, organoclay, carbon nanotube, bentonite, and so on, [6]-[7]. Among these fillers, calcium carbonate ( $\text{CaCO}_3$ ) is one of the most commonly used inorganic fillers in polymer. It based fillers have extensively been used because of their low-cost and availability. Its composites find a wide range of application like sewer pipes, garden furniture, breathable films, etc. It has been reported that the addition of  $\text{CaCO}_3$  nanoparticles could improve the thermal and mechanical properties of polypropylene (PP) [8]. The surface of  $\text{CaCO}_3$  nanoparticles also is usually modified in order to prevent agglomeration of the particles. In this study, we modified the surface of  $\text{CaCO}_3$  nanoparticles using sodium stearate to disperse them into the PP matrices without aggregation, and investigated the thermal and mechanical properties of nanocomposites.

## II. EXPERIMENTAL METHODS

### A. Materials

PP pellet (homopolymer) was purchased from Liack Seng Trading Co., Ltd. under the trade name HP500N (6331); the density was  $0.946 \text{ g/cm}^3$  and the melt flow index was  $12.0 \text{ g/10 min}$ . Nano-precipitated  $\text{CaCO}_3$  (NPCC 101) were supplied by Behn Meyer Chemical (T) Co., Ltd. and had a density of  $2.5\text{--}2.6 \text{ g/cm}^3$  and a diameter mean ( $d$ ) of  $40 \text{ nm}$ . Sodium stearate was supplied by Sigma-Aldrich. All chemicals used were analytical grade reagents.

### B. Surface Modification of $\text{CaCO}_3$ Nanoparticles

The  $\text{CaCO}_3$  nanoparticles were surface modified using sodium stearate prior to melt blending with PP.  $\text{CaCO}_3$  300 g was dried at  $120^\circ\text{C}$  for 4 h and was dissolved in 1.2 l solution mixture of water and ethanol (the volume ratio between water and ethanol was 2:1) and the suspension was stirred for 2 h. The temperature of the mixture was increased up to  $80^\circ\text{C}$ , and sodium stearate was added drop by drop. The mixture was further stirred at 300 rpm for 2 h. At last, the modified  $\text{CaCO}_3$  nanoparticles were rinsed with deionized water and dried at  $120^\circ\text{C}$  for 12 h in an oven [9].

### C. Preparation of $\text{CaCO}_3$ /PP Nanocomposites

All samples were prepared by twin screw extruder and injection molding machine. The weight content of fillers varied from 3 to 7% w/w. The melt blending of fillers and PP pellets were carried out on a co-rotating twin screw extruder (HAAKE, Germany) with the setting temperatures of  $170\text{--}195^\circ\text{C}$  from hopper to die and the screw speed of 100 rpm. Then, the pellets were injection-molded and the standard specimens

for mechanical and thermal properties measurements were prepared using an injection molding machine (Battenfeld Model : BA 250 CDC, Germany). The melt temperatures from hopper to nozzle were set as 175-210 °C, and the mould pressure was 40 bar.

#### D. Characterization

A differential scanning calorimetry (DSC) equipment Perkin Elmer Model: Pyris 1 (USA) was used to study the crystallization and melting behaviors of the samples. DSC scanning program was set as follows: firstly, the sample was heated from -10 to 300 °C at the heating rate of 10 °C/min and maintained at 300 °C for 5 min to erase the thermal history; secondly, the sample was cooled down to -10 °C at the cooling rate of 10 °C/min. For the annealed specimens, the sample was directly heated from -10 to 300 °C at the heating rate of 10 °C/min. Thermogravimetric analysis (TGA) equipment Perkin Elmer Model : TGA 7 HT (USA) was employed to examine the thermal degradation of the samples. The weight of each sample was about 7 mg. Experiments were carried out from 50 to 600 °C with a heating rate of 10 °C/min.

Scanning electron microscopy (SEM) was performed to investigate the impact fracture surfaces of the nanocomposites by a Camscan-MX 2000 (England) equipped with an energy dispersive spectroscope (EDS) to observe the interfacial morphology and the dispersion of the nanoparticles in the PP matrix. The specimens were gold coated before SEM examination.

Tensile tests were performed in a Universal Testing Machine LR 50 K (England) at a crosshead speed of 150 mm/min. Samples for tensile tests conformed to ASTM D638 dumb-bell geometry. The impact test was run using Pendulum Impact Tester Zwick I (USA). The dimension of specimens followed ASTM D256. The Shore D hardness test was carried on a Hardness Tester PTC (USA) according to ASTM D2240 standard. The mechanical properties reported hereinafter are the average of eight successful tests.

### III. RESULTS AND DISCUSSION

#### A. Thermal Properties

PP is a kind of typical semi-crystalline polymers, and the crystallization behavior of PP significantly influences its mechanical properties. Thus, investigation of the thermal properties is significant both from the theoretical and practical points of view [7]. The thermal properties of PP/CaCO<sub>3</sub> nanocomposites such as crystallization temperature ( $T_c$ ), melting temperature ( $T_m$ ), the degree of crystallinity ( $X_c$ ), initial degradation temperatures ( $T_d$ ) and char residue obtained from the DSC and TGA studies are summarized in Table I. Generally, CaCO<sub>3</sub> has a weak  $\alpha$ -nucleation for PP crystallization and that with highly efficiency  $\beta$ -nucleation has not been reported [8]. It can be seen that the  $T_c$  and  $T_m$  of neat PP were 117.56 °C and 164.75 °C. The  $T_c$  of CaCO<sub>3</sub> filled PP slightly decreased with the increasing of the mass ratio of CaCO<sub>3</sub>/PP.

The results of DSC tests show that PP and PP/CaCO<sub>3</sub> nanocomposites has similar  $T_m$ . Indeed,  $T_m$  is affected by flexibility of chains. It is clear that the presence of nanosized CaCO<sub>3</sub> that causes to lessen the flexibility of chains and leads to increase the  $T_m$  [10]. The addition of CaCO<sub>3</sub> to PP matrix causes a decrease the values of fusion heats. Decreasing of fusion heat can be mainly attributed to substitution of PP by nanosized CaCO<sub>3</sub>. Since the main consumption part of fusion heat relates to change of crystal domain to amorphous structure, thus it may be concluded that the presence of nanosized of CaCO<sub>3</sub> in matrix has a great effect on decreasing of crystal domain. As a matter of fact the effect can be attributed to the fact that nanoparticles place in amorphous region and prevent the nucleation and growth of crystal domain [11].


Table I shows TGA data of PP/CaCO<sub>3</sub> nanocomposites in pure nitrogen environment. It is found that pure PP showed the lowest thermal stability, based upon  $T_d$ , 270.01 °C. PP/CaCO<sub>3</sub> nanocomposites have higher  $T_d$  and char residue compared with neat PP.

TABLE I  
THERMAL PROPERTIES OF NEAT PP AND PP/CaCO<sub>3</sub> NANOCOMPOSITES


Materials	$T_c$ [°C]	$T_m$ [°C]	$X_c$ [%]	$T_d$ [°C]	Char Residue [%]
Neat PP	117.56	164.75	60.27	270.01	1.70
PP/3% CaCO <sub>3</sub>	113.88	162.37	45.40	370.11	40.95
PP/5% CaCO <sub>3</sub>	114.40	165.08	41.07	451.21	60.51
PP/7% CaCO <sub>3</sub>	115.39	165.28	23.32	386.88	68.00

#### B. Surface Morphology


The dispersion of the nanoparticles will have a significant effect on the mechanical properties of the nanocomposites. The morphology of nanocomposites was evaluated by SEM to observe the distribution of nanoparticles within the materials. Fig. 1 shows micrographs of a fractured surface of the nanocomposites. The fracture surface of the pure PP was smooth and featureless, but fairly good nanoparticle dispersion is seen in these micrographs [12]. The dispersion is found to be better for nanocomposites containing 3% w/w CaCO<sub>3</sub> nanoparticles. At filler content of 7% w/w, aggregates of nanoparticles are found. However, in spite of using sodium stearate for preventing the coalescence of nanoparticles, partial coalescence was unavoidable, especially at higher nanoparticle content [2].




(a)



(b)



(c)



(d)

Fig. 1 SEM images of materials (a) Neat PP (b) PP/3% CaCO<sub>3</sub> (c) PP/5% CaCO<sub>3</sub> (d) PP/7% CaCO<sub>3</sub>

### C. Mechanical Properties

The effects of CaCO<sub>3</sub> nanoparticles content on mechanical properties of PP matrix were presented in Table II. The results show that the tensile strength of PP slightly decreases with increasing content of fillers. With the filler content of 3% w/w, the tensile strength and tensile modulus were 31.06 MPa and 1.12 GPa, respectively. Hence, the significantly increase in the modulus must be caused by the strong interaction between the polymer and filler, because of the large interfacial area between them [12]. The value of elongation at break obtained at 3-7 wt% of CaCO<sub>3</sub> nanoparticles content is higher than that of pure PP sample. The high tensile modulus but and elongation at break, compared with pure PP sample, indicates that this material exhibits ductile behavior. In addition, at higher filler content, aggregates of nanoparticles are found. This may also accounts for the superior mechanical properties of the nanocomposites containing the lower wt% of filler.

The notched impact strength and Shore D hardness were listed in Table II. It can be seen that the impact strength and hardness of PP were 2.85 kJ/m<sup>2</sup> and 66.7, respectively. The impact strength and hardness of PP increased to 4.72 kJ/m<sup>2</sup> and 68.7 with adding 3 wt% of CaCO<sub>3</sub> nanoparticles. In comparison with PP, the impact strength of PP/CaCO<sub>3</sub> nanocomposites increased by about 65% and the hardness increased by about 3%. In summary, the results showed that the modified CaCO<sub>3</sub> can effectively improve the mechanical properties of PP.

TABLE II  
MECHANICAL PROPERTIES OF NEAT PP AND PP/CaCO<sub>3</sub> NANOCOMPOSITES

Materials	Tensile Strength [MPa]	Young's Modulus [GPa]	Elongation at Break [%]	Impact Strength [kJ/m <sup>2</sup> ]	Shore D Hardness [-]
Neat PP	33.26	1.06	37.14	2.85	66.7
PP/3% CaCO <sub>3</sub>	31.06	1.12	80.79	4.72	68.7
PP/5% CaCO <sub>3</sub>	30.51	1.08	68.91	4.69	69.9
PP/7% CaCO <sub>3</sub>	29.78	1.11	56.07	4.17	70.3

### IV. CONCLUSION

PP/CaCO<sub>3</sub> nanocomposites with different filler content have been developed. Effect of surface treatment on the mechanical and thermal properties of composites has been studied. The treatment of filler increased the interfacial bonding strength and the wettability of the filler by PP matrix leading to the enhancement in mechanical properties of the composites. The results of TGA and DSC experiments indicated that the addition of filler enhanced the thermal stability of the composites. In addition, it was found that CaCO<sub>3</sub> significantly affected the crystallization temperature and crystallization degree of PP. The morphology, evaluated by scanning electron microscopy (SEM), indicated that a uniform dispersion of fiber in the PLA matrix existed.

### ACKNOWLEDGMENT

The authors acknowledge sincerely the Department of Materials Science and Engineering (MSE), Faculty of Engineering and Industrial Technology, Silpakorn University (SU) and National Center of Excellence for Petroleum, Petrochemicals, and Advanced Materials (PPAM), Chulalongkorn University (CU) for supporting and encouraging this investigation.

### REFERENCES

- [1] Y. Lin, H. Chen, C.M. Chan, J. Wu, "Nucleating effect of calcium stearate coated CaCO<sub>3</sub> nanoparticles on polypropylene," *J. Colloid Interface Sci.*, 354 (2), pp. 570–576, 2011.
- [2] S. Karamipour, H. Ebadi-Dehaghani, D. Ashouri, S. Mousavian, "Effect of nano-CaCO<sub>3</sub> on rheological and dynamic mechanical properties of polypropylene: Experiments and models," *Polym. Test.*, 30, pp. 110–117, 2011.
- [3] A. Kiss, E. Fekete, B. Pukánszky, "Aggregation of CaCO<sub>3</sub> particles in polypropylene composites: Effect of surface coating," *Compos. Sci. Technol.*, 67, pp. 1574–1583, 2007.
- [4] R.G. Raj, B.V. Kokta, F. Dembele, B. Sanschagrin, "Compounding of cellulose fibres with polypropylene: Effect of fibre treatment on dispersion in the polymer matrix," *J. Appl. Polym. Sci.*, 38 (11), pp. 1987–1996, 1989.

- [5] P. Mareri, S. Bastide, N. Binda, A. Crespy, "Mechanical behaviour of polypropylene composites containing fine mineral filler: Effect of filler surface treatment," *Compos. Sci. Technol.*, 58, pp. 747–752, 1998.
- [6] J.Z. Liang, "Evaluation of dispersion of nano-CaCO<sub>3</sub> particles in polypropylene matrix based on fractal method," *Compos. Part A: Appl. Sci. Manuf.*, 38 (6), pp. 1502–1506, 2007.
- [7] B. Shentu, J. Li, Z. Weng, "Effect of oleic acid-modified nano-CaCO<sub>3</sub> on the crystallization behavior and mechanical properties of polypropylene," *Chinese J. Chem. Eng.*, 14, pp. 814–818, 2006.
- [8] Z. Zhang, C. Wang, Y. Meng, K. Mai, "Synergistic effects of toughening of nano-CaCO<sub>3</sub> and toughness of  $\beta$ -polypropylene," *Compos. Part A: Appl. Sci. Manuf.*, 43 (1), 189–197, 2012.
- [9] L. Han, X. Li, Y. Li, T. Huang, Y. Wang, J. Wu, F. Xiang, "Influence of annealing on microstructure and physical properties of isotactic polypropylene/calcium carbonate composites with  $\beta$ -phase nucleating agent," *Mater. Sci. Eng. A*, 527, pp. 3176–3185, 2010.
- [10] S.S. Saghi, S.M. Zebarjad, J.V. Khaki, S.A. Sajjadi, "The effect of nano-sized calcium carbonate on thermodynamic parameters of HDPE," *J. Mater. Process. Technol.*, 209, pp. 1310–1317, 2009.
- [11] S.M. Zebarjad, M. Tahani, S.A. Sajjadi, "Influence of filler particles on deformation and fracture mechanism of isotactic polypropylene," *J. Mater. Process. Technol.*, 155–156, pp. 1459–1464, 2004.
- [12] C.M. Chan, J. Wu, J.X. Li, Y.K. Cheung, "Polypropylene/calcium carbonate nanocomposites," *Polymer*, 43, pp. 2981–2992, 2002.

**Achanai Buasri** received his bachelor's degree in petrochemicals and polymeric materials from Silpakorn University, Thailand in 2002 and master's degree in chemical engineering from Chulalongkorn University, Thailand in 2004. He is presently working as Assistant Professor in Department of Materials Science and Engineering, Faculty of Engineering and Industrial Technology, Silpakorn University, Thailand and joined Institute in 2004. His main research interests are composite materials, renewable energy and wastewater treatment.

**Nattawut Chaiyut** received his bachelor's degree in petrochemicals and polymeric materials from Silpakorn University, Thailand in 1999 and doctor of philosophy (Ph.D.) degree in polymer science and technology from Mahidol University, Thailand in 2005. He is presently working as Lecturer in Department of Materials Science and Engineering, Faculty of Engineering and Industrial Technology, Silpakorn University, Nakhon Pathom, Thailand and joined Institute in 2004. His main research interests are biopolymers, polymer nanocomposites and polymer physics.