

# State Feedback Controller Design via Takagi-Sugeno Fuzzy Model : LMI Approach

F. Khaber, K. Zehar, and A. Hamzaoui

**Abstract**—In this paper, we introduce a robust state feedback controller design using Linear Matrix Inequalities (LMIs) and guaranteed cost approach for Takagi-Sugeno fuzzy systems. The purpose on this work is to establish a systematic method to design controllers for a class of uncertain linear and non linear systems. Our approach utilizes a certain type of fuzzy systems that are based on Takagi-Sugeno (T-S) fuzzy models to approximate nonlinear systems. We use a robust control methodology to design controllers. This method not only guarantees stability, but also minimizes an upper bound on a linear quadratic performance measure. A simulation example is presented to show the effectiveness of this method.

**Keywords**—Takagi-Sugeno fuzzy model, State feedback, Linear Matrix Inequalities, Robust stability.

## I. INTRODUCTION

ALL recently there has been a great deal of interest in using dynamic Takagi-Sugeno fuzzy models to approximate nonlinear systems. This interest relies on the fact that dynamic T-S models are easily obtained by linearization of the nonlinear plant around different operating points. Once the T-S fuzzy models are obtained, linear control methodology can be used to design local state feedback controllers for each linear model. Aggregation of the fuzzy rules results in a generally nonlinear model, but in a very special form, which is exactly the same as a time varying and nonlinear system described by a set of Polytopic Linear Inclusions [1], [2].

Since powerful convex optimization algorithms exist for dealing for these kinds of systems, it is natural to use these algorithms for design of stabilizing T-S fuzzy controllers [3] and [4]. Sufficient conditions for the stability of T-S systems were first proposed in [5]. These sufficient conditions required the existence of a common positive definite matrix  $P$  which would satisfy a set of Lyapunov inequalities. Although looking for a common positive definite solution of the LMI which can be efficiently solved in polynomial time using the recently developed interior point method [6]. The stability of these systems has been discussed in detail in [3], [7] and [14]

Manuscript received June 14, 2005. This work was supported in part by the CReSTIC laboratory, I.U.T of Troyes, University of Reims, France.

F. Khaber, K. Zehar are with the QUERE Laboratory, University of Setif, 19000 Setif, Algeria (phone: 213-36-92 51 29; fax: 213-36-92 51 34; e-mail: jfkhaber@yahoo.fr, jfkhaber@univ-setif.dz).

A. Hamzaoui, is with the CReSTIC laboratory, GMP Department, I.U.T of Troyes, University of Reims, 10026 Troyes cedex, France (e-mail: a.hamzaoui@iut-troyes.univ-reims.fr).

but there have been few results that have gone beyond stability, and have considered performance. Authors in [4] have added the degree of stability, and have shown that controller design with guaranteed degree of stability can be transformed into Generalized Eigen Value Problem (GEVP) [1], [2]. The authors in [3], [8] have added an LMI condition that guarantees the control action is norm-bounded, and therefore would not exceed a certain pre-defined limit.

In this paper, we generalize these results to the problem of minimizing the expected value of a quadratic performance measure with respect to randomized initial conditions, with zero mean and a covariance equal to the identity. Using the guaranteed cost approach [9], [10], we minimize an upper bound on an LQ measure representing the control effort and the regulation error. We show that this problem can be transformed into a trace minimization problem, which can be solved using any of the available convex optimization software package (for example the Matlab LMI Control Toolbox[11]).

The structure of this paper is as follows: In section 2, we present an overview of dynamic Takagi Sugeno systems and their LMI formulation. Section 3 deals with the robust guaranteed cost performance problem and upper bound on the performance measure and it's formulation as LMIs. Simulation example is presented in section 4. Finally conclusions and some future work are discussed in section 5.

## II. TAKAGI-SUGENO FUZZY MODEL

A dynamic T-S fuzzy model is described by a set of fuzzy "IF ... THEN" rules with fuzzy sets in the antecedents and dynamic linear time-invariant systems in the consequents. A generic T-S plant rule can be written as follows [12]:

$i^{th}$  Plant Rule:

$$\text{IF } x_i(t) \text{ is } M_{i1} \text{ and } K, x_n(t) \text{ is } M_{in} \text{ THEN } \dot{x} = A_i x + B_i u$$

where  $x \in \mathbb{R}^{n \times 1}$  is the state vector,  $r$  is the number of rules,  $M_{ij}$  are input fuzzy sets,  $u \in \mathbb{R}^{m \times 1}$  is the input and  $A_i \in \mathbb{R}^{n \times n}$ ,  $B_i \in \mathbb{R}^{n \times m}$  are state matrix and input matrix respectively.

Using singleton fuzzifier, max-product inference and center average defuzzifier, we can write the aggregated fuzzy model as:

$$\mathcal{X} = \frac{\sum_{i=1}^r \omega_i(x)(A_i x + B_i u)}{\sum_{i=1}^r \omega_i(x)} \quad (1)$$

with the term  $\omega_i$  is defined by:

$$\omega_i(x) = \prod_{j=1}^n \mu_{ij}(x_j) \quad (2)$$

where  $\mu_{ij}$  is the membership function of the  $j$ th fuzzy set in the  $i$ th rule. Defining the coefficients  $\alpha_i$  as:

$$\alpha_i = \frac{\omega_i}{\sum_{i=1}^r \omega_i} \quad (3)$$

we can write (1) as:

$$\mathcal{X} = \sum_{i=1}^r \alpha_i(x)(A_i x + B_i u) \quad i = 1, K, r \quad (4)$$

where  $\alpha_i > 0$  and  $\sum_{i=1}^r \alpha_i = 1$

Using the same method for generating T-S fuzzy rules for the controller, we have:

$i^{th}$  Controller Rule:

IF  $x_1(t)$  is  $M_{i1}$  and  $x_n(t)$  is  $M_{in}$  THEN  $u = -K_i x$

The over all controller would be

$$u = -\sum_{i=1}^r \alpha_i(x) K_i x \quad (5)$$

Replacing (5) in (4), we obtain the following equation for the closed loop system:

$$\mathcal{X} = \sum_{i=1}^r \sum_{j=1}^r \alpha_i(x) \alpha_j(x) (A_i - B_i K_j) x \quad (6)$$

For the stability of the closed loop system, we have the following theorem:

**Theorem 1** [3]: The closed fuzzy system (6) is globally asymptotically stable if there exists a common positive definite matrix  $P$  which satisfies the following Lyapunov inequalities:

$$\begin{cases} (A_i - B_i K_i)^T P + P(A_i - B_i K_i) < 0 & i = 1, K, r \\ G_{ij}^T P + P G_{ij} < 0 & i < j \leq r \end{cases} \quad (7)$$

where  $G_{ij}$  is defined as:

$$G_{ij} = A_i - B_i K_j + A_j - B_j K_i \quad (8)$$

Pre-multiplying and post-multiplying both sides of inequalities in (7) by  $P^{-1}$  and using the following change of variables:

$$\begin{cases} Y = P^{-1} \\ X_i = K_i Y \end{cases} \quad (9)$$

we obtain the following LMIs [1]:

$$\begin{cases} Y A_i^T + A_i Y - B_i X_i - X_i^T B_i^T < 0 & i = 1, K, r \\ Y(A_i + A_j)^T + (A_i + A_j)Y - (B_i X_j + B_j X_i) \\ -(B_i X_j + B_j X_i)^T < 0 & i < j \leq r \end{cases} \quad (10)$$

If the above LMIs have a common positive definite solution, stability is guaranteed, but in most practical problems stability by itself is not enough, and the controller needs to satisfy certain design objectives. This will be discussed in the next section.

### III. ROBUST PERFORMANCE

In this section we try to achieve a certain level of performance for the uncertain system (6) using a guaranteed-cost approach [9]. It is a well known result from LQR theory that the problem of minimizing the cost function,

$$J = \int_0^\infty (x^T Q x + u^T R u) dt \quad (11)$$

Subject to

$$\mathcal{X} = Ax + Bu \quad ; \quad u = -Kx \quad (12)$$

reduces to finding a positive definite solution  $P > 0$  of the following Lyapunov equation:

$$(A - BK)^T P + P(A - BK) + Q + K^T R K = 0 \quad (13)$$

where  $Q \geq 0$  and  $R > 0$ . We can write the minimum cost of  $J$ , [9], as:  $\min\{J\} = x(0)^T P x(0)$

If we write the Lyapunov equation (13) as a matrix inequality instead of an equality, the solution of the inequality will be an upper bound on the performance measure  $J$ , and we can reach  $\min\{J\}$  by minimizing that upper bound. While this result holds for a single LTI system, we can extend it to the case of equation (6). To avoid the dependency of the cost function  $J$  on initial conditions, we assume the initial conditions randomized with zero mean and identity covariance, i.e.,

$$\begin{cases} E\{x(0)\} = 0 \\ E\{x(0)x(0)^T\} = I \end{cases} \quad (14)$$

where E is the expectation operator.

Our objective is to minimize the expected value of the performance index J with respect to all possible initial conditions with zero mean and identity covariance.

*Lemma 1:* For random initial conditions with zero mean and covariance equal the identity, we have:

$$E_{x(0)}\{x(0)^T Px(0)\} = tr(P) \tag{15}$$

where  $tr(\cdot)$  denotes the trace of the matrix. Using the above lemma, we can state the following theorem:

*Theorem 2:* Consider the closed loop fuzzy system (6). The following bound on the performance objective J ,

$$J = E_{x(0)} \int_0^\infty (x^T Qx + u^T Ru) dt < tr(P) \tag{16}$$

where P is the solution of the following inequalities:

$$\begin{cases} (A_i - B_i K_i)^T P + P(A_i - B_i K_i) + Q + \sum_{i=1}^r K_i^T R K_i < 0 \\ G_{ij}^T P + P G_{ij} + Q + \sum_{i=1}^r K_i^T R K_i < 0, \quad i=1, K, r; \quad i < j \leq r \end{cases} \tag{17}$$

and the control law u is defined as in equation (5).

*Proof:* We already know that  $J < tr(P)$  where P satisfies the following inequalities:

$$(A_i - B_i K_i)^T P + P(A_i - B_i K_i) + Q + \sum_{i=1}^r K_i^T R K_i < 0$$

$$G_{ij}^T P + P G_{ij} + Q + \sum_{i=1}^r K_i^T R K_i < 0 \quad \begin{cases} i=1, K, r \\ i < j \leq r \end{cases}$$

We just need to show that:

$$\left(\sum_{i=1}^r \alpha_i K_i\right) R \left(\sum_{i=1}^r \alpha_i K_i^T\right) < \sum_{i=1}^r K_i^T R K_i \tag{18}$$

For simplicity, we will show that the above inequality is true for the case where we only have two rules for the controller, the extension to more than two rules can be done via induction. We need to show that:

$$(\alpha_1 K_1 + \alpha_2 K_2)^T R (\alpha_1 K_1 + \alpha_2 K_2) < K_1^T R K_1 + K_2^T R K_2 \tag{19}$$

To illustrate this, we rewrite the left hand side of the above equation as the following quadratic form:

$$\begin{bmatrix} K_1^T R^{1/2} & K_2^T R^{1/2} \end{bmatrix} \begin{bmatrix} \alpha_1^2 & \alpha_1 \alpha_2 \\ \alpha_1 \alpha_2 & \alpha_2^2 \end{bmatrix} \begin{bmatrix} R^{1/2} K_1 & R^{1/2} K_2 \end{bmatrix} \tag{20}$$

The right hand side of the equation can be written as:

$$\begin{bmatrix} K_1^T R^{1/2} & K_2^T R^{1/2} \end{bmatrix} \begin{bmatrix} 1 & 0 \\ 0 & 1 \end{bmatrix} \begin{bmatrix} R^{1/2} K_1 & R^{1/2} K_2 \end{bmatrix} \tag{21}$$

To prove the theorem we have to show that:

$$\begin{bmatrix} \alpha_1^2 & \alpha_1 \alpha_2 \\ \alpha_1 \alpha_2 & \alpha_2^2 \end{bmatrix} < \begin{bmatrix} 1 & 0 \\ 0 & 1 \end{bmatrix} \tag{22}$$

This is already satisfied since the difference of the two matrices is positive definite, i.e., we have the following

$$\begin{bmatrix} 1 - \alpha_1^2 & \alpha_1 \alpha_2 \\ \alpha_1 \alpha_2 & 1 - \alpha_2^2 \end{bmatrix} > 0 \tag{23}$$

Now, using the same change of variables as in (9), and multiplying both sides of equation (17) by  $P^{-1}$  and also using theorem 1, we can write (17) as the following inequalities:

$$\begin{cases} N_i + Y Q Y + \sum_{i=1}^r X_i^T R X_i < 0, \quad i=1, K, r \\ T_{ij} + Y Q Y + \sum_{i=1}^r X_i^T R X_i < 0, \quad i < j \leq r \end{cases} \tag{24}$$

where

$$N_i = Y A_i^T + A_i Y - B_i X_i - X_i^T B_i^T \tag{25}$$

$$S_{ij} = B_i X_j + B_j X_i \tag{26}$$

$$T_{ij} = Y (A_i + A_j)^T + (A_i + A_j) Y - S_{ij} - S_{ij}^T \tag{27}$$

Using the LMI lemma [9], we can write the above inequalities as follows:

$$\begin{cases} \begin{bmatrix} N_i & YQ^{1/2} & X_1^T R^{1/2} & L & X_r^T R^{1/2} \\ Q^{1/2} Y & -I_n & 0 & L & 0 \\ R^{1/2} X_1 & 0 & -I_m & L & 0 \\ M & M & M & O & M \\ R^{1/2} X_r & 0 & 0 & L & -I_m \end{bmatrix} < 0, i = 1, K, r \\ \\ \begin{bmatrix} T_{ij} & YQ^{1/2} & X_1^T R^{1/2} & L & X_r^T R^{1/2} \\ Q^{1/2} Y & -I_n & 0 & L & 0 \\ R^{1/2} X_1 & 0 & -I_m & L & 0 \\ M & M & M & O & M \\ R^{1/2} X_r & 0 & 0 & L & -I_m \end{bmatrix} < 0, i < j \leq r \end{cases} \quad (28)$$

To obtain the least possible upper bound using a quadratic Lyapunov function, we have the following optimization problem:

$$\begin{cases} \text{Min } tr(Y^{-1}) \\ \text{Subject to LMIs in (28)} \end{cases} \quad (29)$$

This is a convex optimization problem which can be solved in polynomial time [6] using one of the available LMI toolboxes. To make it possible to use *Matlab LMI Toolbox* [11], we introduce an artificial variable  $Z$  as an upper bound on  $Y^{-1}$ , and minimize  $tr(Z)$  instead, i.e, we recast the problem in the following form:

$$\begin{cases} \text{Min } tr(Z) \\ \text{Subject to } \begin{cases} \text{LMIs in (28)} \\ \begin{bmatrix} Z & I_n \\ I_n & Y \end{bmatrix} > 0 \end{cases} \end{cases} \quad (1)$$

If the above LMIs are feasible, we can calculate the controller gains as:

$$K_i = X_i Y^{-1} \quad (31)$$

and  $u$  as in (5), i.e., we can write  $u$  as any convex combination of controller gains  $K_i, i = 1, K, n$ .

#### IV. SIMULATION AND RESULTS

To illustrate this design approach, consider the problem of balancing an inverted pendulum on a cart. We use the same model as in [3], [13]. The equations for the motion of the pendulum are:

$$\begin{cases} \dot{x}_1 = x_2 \\ \dot{x}_2 = \frac{g \sin(x_1) - amlx_2^2 \sin(2x_1) / 2 - a \cos(x_1) u}{4l / 3 - aml \cos^2(x_1)} \end{cases}$$

where  $x_1$  denotes the angle of the pendulum (in radians) from the vertical axis, and  $x_2$  is the angular velocity of the pendulum,  $g = 9.8m/s^2$  is the gravity constant,  $m$  is the mass of the pendulum,  $M$  is the mass of the cart,  $2l$  is the length of the pendulum,  $u$  is the force (in Newton) applied to the cart, and  $a = 1/(m + M)$ . The simulations values are  $m = 2 kg$ ,  $M = 8 kg$  and  $2l = 1 m$ . We approximate the nonlinear plant by two Takagi-Sugeno fuzzy rules. Note that the plant is not controllable for  $x_1 = \pm\pi/2$ , therefore we linearize the system around  $80^\circ$  instead. The plant rules are:

*Plant rule (1):* If  $x_1$  is close to zero Then  $\dot{x} = A_1 x + B_1 u$

*Plant rule (2):* If  $x_1$  is close to  $\pm\pi/2$  Then  $\dot{x} = A_2 x + B_2 u$

where *close to zero* and *close to  $\pm\pi/2$*  are the input fuzzy sets defined by the membership functions  $\mu_1(x_1) = 1 - \frac{2}{\pi}|x_1|$

and  $\mu_2(x_1) = \frac{2}{\pi}|x_1|$  respectively, depicted in Fig. 1, and  $A_1, B_1, A_2, B_2$  are given as follows:

$$A_1 = \begin{bmatrix} 0 & 1 \\ 17.30 & 0 \end{bmatrix}, \quad B_1 = \begin{bmatrix} 0 \\ -0.177 \end{bmatrix}$$

$$A_2 = \begin{bmatrix} 0 & 1 \\ 10.58 & 0 \end{bmatrix}, \quad B_2 = \begin{bmatrix} 0 \\ -0.030 \end{bmatrix}$$

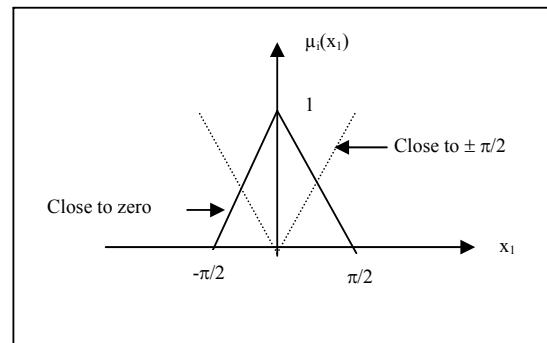


Fig. 1 Membership functions  $\mu_i(x_1)$

The controller rules are defined by:

*Controller rule (1):* If  $x_1$  is close to zero Then  $u = -K_1 x$

*Controller rule (2):* If  $x_1$  is close to  $\pm\pi/2$  Then  $u = -K_2 x$

We also assume the following values of  $Q$  and  $R$ :

$$Q = \begin{bmatrix} 3 & 0 \\ 0 & 0 \end{bmatrix}, \quad R = 2$$

Solving the LMI optimization problem in the previous section using the Matlab LMI Control Toolbox [11], we obtain the following values :

$$P = 10^5 \times \begin{bmatrix} 1.9821 & 0.6199 \\ 0.6199 & 0.1949 \end{bmatrix},$$

$$K_1 = [-429.6222 \quad -122.8607],$$

$$K_2 = [-913.7748 \quad -284.1638]$$

The resulting global controller is:

$$u = -(\mu_1(x_1)K_1 + \mu_2(x_1)K_2)x.$$

Simulations indicate the above control law can balance the pendulum for initial conditions between  $[-80^\circ, 80^\circ]$ . Results are depicted in Figs. 2-4. As it is evident from the simulation results, the controller gains are much smaller than the ones given in [3].

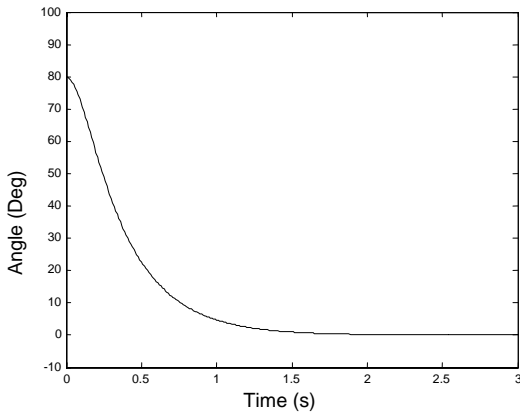


Fig. 2 Response of the pendulum angle

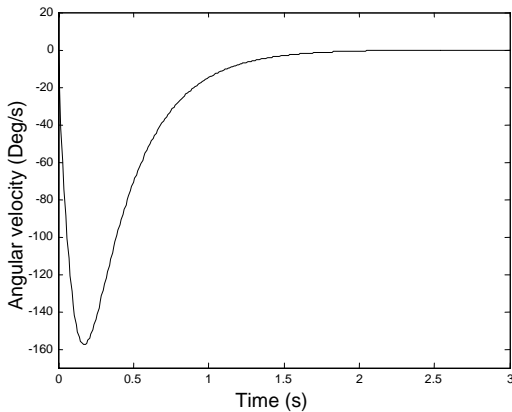


Fig. 3 Response of the pendulum angular velocity

MATLAB PROGRAM

```

% Model parameters
A1=[0 1;17.3 0]; B1=[0;-0.177];
A2=[0 1;9.45 0]; B2=[0;-0.03];
Q=[3 0;0 0]; SQ=sqrt(Q);
R=2; SR=sqrt(R);
A3=A1+A2;

% Calculus of P, K1, K2
setlmis([ ]);
X1=lmivar(2,[1 2]);
X2=lmivar(2,[1 2]);
Y=lmivar(1,[2 1]);
Z=lmivar(1,[2 1]);
lmiterm([1 1 1],1,A1,'s');
lmiterm([1 1 1 X1],B1,-1,'s');
lmiterm([1 2 1 Y],SQ,1);
lmiterm([1 2 2 0],-1);
lmiterm([1 3 1 X1],SR,1);
lmiterm([1 3 3 0],-1);
lmiterm([1 4 1 X2],SR,1);
lmiterm([1 4 4 0],-1);
lmiterm([2 1 1 Y],1,A2,'s');
lmiterm([2 1 1 X2],B2,-1,'s');
lmiterm([2 2 1 Y],SQ,1);
lmiterm([2 2 2 0],-1);
lmiterm([2 3 1 X1],SR,1);
lmiterm([2 3 3 0],-1);
lmiterm([2 4 1 X2],SR,1);
lmiterm([2 4 4 0],-1);

lmiterm([3 1 1 Y],1,A3,'s');
lmiterm([3 1 1 X1],B2,-1,'s');
lmiterm([3 1 1 X2],B1,-1,'s');
lmiterm([3 2 1 Y],SQ,1);
lmiterm([3 2 2 0],-1);
lmiterm([3 3 1 X1],SR,1);
lmiterm([3 3 3 0],-1);
lmiterm([3 4 1 X2],SR,1);
lmiterm([3 4 4 0],-1);
lmiterm([-4 1 1 Z],1,1);
lmiterm([-4 2 1 0],1);
lmiterm([-4 2 2 Y],1,1);
lmiterm([-5 1 1 Y],1,1);
lmis=getlmis;
[tmin,xfeas]=feasp(lmis);
x1=dec2mat(lmis,xfeas,X1);
x2=dec2mat(lmis,xfeas,X2);
y=dec2mat(lmis,xfeas,Y);
z=dec2mat(lmis,xfeas,Z);
P=inv(y);
K1=x1*P;
K2=x2*P;
    
```

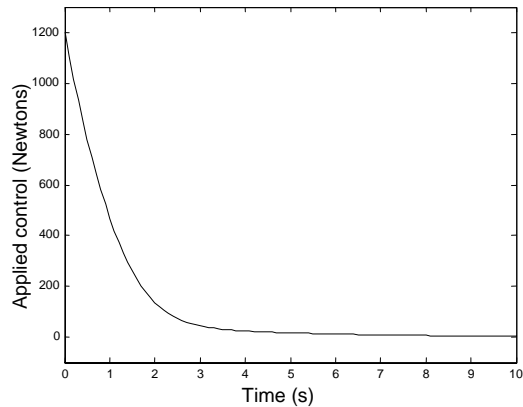


Fig. 4 Applied control

V. CONCLUSION

The purpose of this paper is was to present a simple design of Takagi-Sugeno fuzzy controllers. We presented a controller which minimizes an upper bound of a linear quadratic performance measure using the guarantees cost approach. The results obtained here can be extended to LQG scheme, using the observer strategy. Using the separation principle, we can design the observer and controller separately, and we still end up with LMIs.

## REFERENCES

- [1] S. Boyd, L. El Ghaoui, E. Feron, and V. Balakrishnan, *Linear Matrix Inequalities in System and Control Theory*, SIAM, Philadelphia, PA, 1994.
- [2] K. Tanaka and H.O. Wang, *Fuzzy Control Systems Design and Analysis: A Linear Matrix Inequality Approach*, John Wiley & Sons, 2001.
- [3] H.O. Wang, K. Tanaka, and M.F. Griffin, "An approach to fuzzy control of nonlinear systems: stability and design issues," *IEEE Trans. Fuzzy Systems*, vol. 4, N°1, pp. 14-23, 1996.
- [4] J. Zhao, V. Wertz, and R. Gorez, "Dynamic Fuzzy state feedback Controller and Its limitations," *Proc. American Contr. Conf.*, pp. 121-126, 1996.
- [5] K. Tanaka and M. Sugeno, "Stability analysis and design of fuzzy control systems," *Fuzzy Sets and Systems*, vol. 45, pp. 135–156, 1992.
- [6] Y. Nesterov and A. Nemirovski, *Interior Point Polynomial Methods in Convex Programming: Theory and Applications*, SIAM, Philadelphia, PA, 1994.
- [7] K. Tanaka, T. Ikeda, and H.O. Wang, "Fuzzy control system design via LMIs," *Proc. American Contr. Conf.*, vol. 5, pp. 2873–2877, 1997.
- [8] K. Tanaka, T. Ikeda, and H.O. Wang, "Design of fuzzy control system based on relaxed LMI Stability conditions," *Proc. 35<sup>th</sup> CDC*, pp. 598-603, 1996.
- [9] P. Dorato, C.T. Abdallah, and V. Cerone, *Linear Quadratic Control: An Introduction*, PrenticeHall, Englewood Cliffs, NJ, 1995.
- [10] K. Tanaka, T. Ikeda, and H.O. Wang, "Robust stabilization of a class of uncertain nonlinear systems via fuzzy control: quadratic stabilizability,  $H^\infty$  control theory, and linear matrix inequalities," *IEEE Trans. Fuzzy Systems*, vol. 4, pp. 1-13, 1996.
- [11] P. Gahinet, A. Nemirovski, A.J. Laub, M. Chilali, *LMI Control Toolbox*, The Math Works Inc., 1995.
- [12] N. E. Mastorakis, "Modeling dynamical systems via the Takagi-Sugeno fuzzy model," *Proceedings of the 4<sup>th</sup> WSEAS International Conference on Fuzzy sets and Fuzzy Systems*, Udine, Italy, march 25-27, 2004.
- [13] F. Khaber, A. Hamzaoui, and K. Zehar, "LMI Approach for robust fuzzy control of uncertain nonlinear systems," *2<sup>nd</sup> International Symposium on Hydrocarbons & Chemistry*, Algeria, March 21-23, 2004.
- [14] C. Scherer, S. Weiland. (2004, November 16). Linear Matrix Inequalities in Control [Online] Available:  
<http://www.cs.ele.tue.nl/sweiland/lmi.html>