

Spanning Tree Transformation of Connected Graphs into Single-Row Networks

S.L. Loh, S. Salleh, and N.H. Sarmin

Abstract—A spanning tree of a connected graph is a tree which consists the set of vertices and some or perhaps all of the edges from the connected graph. In this paper, a model for spanning tree transformation of connected graphs into single-row networks, namely Spanning Tree of Connected Graph Modeling (STCGM) will be introduced. Path-Growing Tree-Forming algorithm applied with Vertex-Prioritized is contained in the model to produce the spanning tree from the connected graph. Paths are produced by Path-Growing and they are combined into a spanning tree by Tree-Forming. The spanning tree that is produced from the connected graph is then transformed into single-row network using Tree Sequence Modeling (TSM). Finally, the single-row routing problem is solved using a method called Enhanced Simulated Annealing for Single-Row Routing (ESSR).

Keywords—Graph theory, simulated annealing, single-row routing and spanning tree.

I. INTRODUCTION

MANY engineering and science problems can be represented as a problem in graph theory. The scenario of the real-life applications is represented by the graph where the nodes in the graph can be treated as nodes in a network, and the communication links between the nodes are represented by the edges. To solve such a problem, the graph which represents the problem is transformed into single-row network where it is somehow the complexity of solution computations is reduced and solved as a single-row routing problem.

Single-row routing problem is an NP-complete problem. The necessary and sufficient condition for optimum single-row routing had been developed by Ting et al. [1] and Kuh et al. [2]. Many researches had been done to solve single-row routing problem such as the use of some heuristic algorithms [3] and applied graph theoretical representation [4]. The main objective for all these researches is to minimize the congestion. A model which minimizes both the congestion and

S.L. Loh is with the Department of Mathematics, Faculty of Science, Universiti Teknologi Malaysia, 81310 UTM Skudai, Johor Darul Takzim, Malaysia (corresponding author to provide e-mail: lohserlee@yahoo.com).

S. Salleh is with the Department of Mathematics, Faculty of Science, Universiti Teknologi Malaysia, 81310 UTM Skudai, Johor Darul Takzim, Malaysia (e-mail: ss@utm.my).

N.H. Sarmin is with the Department of Mathematics, Faculty of Science, Universiti Teknologi Malaysia, 81310 UTM Skudai, Johor Darul Takzim, Malaysia (e-mail: nhs@utm.my).

number of doglegs was developed, namely *Enhanced Simulated Annealing for Single-Row Routing* (ESSR) [5]. Congestion and doglegs in the single-row network are represented by the total energy, or E , which is the fitness value of the model.

The researches on transformation from connected graphs into single-row networks had been done for the first time in [6] and [7]. The optimality in nodes labeling was tackled in [8] based on simulated annealing [9]. The effort was extended from [8] to the single-row transformation of complete binary tree and the tree [10]. After the single-row transformation, the single-row routing problem is solved using ESSR.

In this work, the main concern is the spanning tree transformation of connected graph which can lead to the optimization of the single-row transformation. The connected graph is assumed to have one unit of weight for each edge. The relationship between connected graph with its spanning tree and the spanning tree with its single-row representation were studied in order to develop an efficient modeling which can optimize the spanning tree transformation of connected graph into single-row network.

The spanning tree of a connected graph is a tree that consists of all vertices and some (or perhaps all) of the edges from the connected graph. It can also be defined as the minimal set of edges that connects all the vertices. We found that the spanning tree transformation of a connected graph into the single-row network is optimal when that spanning tree has a set of nodes with minimum highest degree. In other words, the spanning tree has the fewest leaves. A model is developed based on this finding, namely *Spanning Tree of Connected Graph Modeling* (STCGM). The spanning tree which produced from the connected graph will be transformed into single-row network by Tree Sequence Modeling (TSM) [11] before ESSR is applied to solve the single-row routing problem.

This paper is organized into seven sections. Introduction is presented in Section I while Problem background is stated in Section II. The relationship between connected graph, spanning tree and its single-row network is shown in Section III. The fundamental concepts and findings from the study on relationship between a spanning tree from a connected graph and its single-row representation are included in Section IV. The developed model for spanning tree transformation of connected graphs into single-row networks, namely Spanning Tree of Connected Graph Modeling (STCGM) is shown in Section V. The experimental results are presented in Section

VI. Summary and conclusion are consisted in Section VII while Section VIII is the acknowledgements.

II. PROBLEM BACKGROUND

The problem can be stated as follows: *Given a connected graph, a spanning tree is produced from the connected graph and it needs to be transformed into single-row representation.*

The problem is illustrated in Fig. 1. A connected graph G_7 , the spanning tree SP_7 from the G_7 and the single-row representation S_7 of the spanning tree are shown in Fig. 1(a), (b) and (c) respectively.

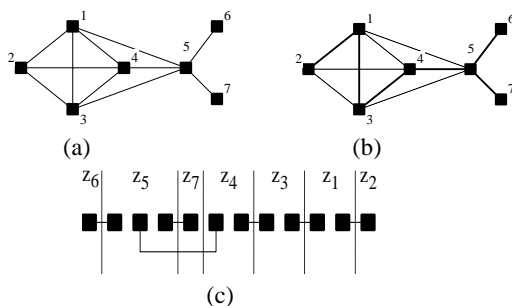


Fig. 1 (a) A connected graph G_7 , (b) spanning tree from the G_7 and (c) its single-row representation S_7

III. RELATIONSHIP BETWEEN CONNECTED GRAPH, SPANNING TREE AND ITS SINGLE-ROW NETWORK

In the spanning tree transformation of connected graphs into single-row networks, a spanning tree SP_n is produced from the given connected graph G_n before it is transformed into single-row network. The spanning tree is a tree which composed all of the vertices and some or maybe all of the edges from the connected graph. A spanning tree SP_n contains $(n-1)$ edges. There are many forms of spanning trees that can be produced from the connected graph by selecting different sets of edges from G_n . In order to optimize the transformation from (a) to (c) as shown in Fig. 1, the necessary criterion in producing the optimal spanning tree is the course of this research.

In a connected graph, G_n , there are n nodes where each node v_i has d_i degree. After the spanning tree is produced from the connected graph, it will be transformed into single-row representation as shown in Fig. 1(c). Every node v_i in SP_n is transformed into a zone z_i for $i=1,2,\dots,n$, in the single-row network S_n . Each v_i has D_i degree in SP_n and thus each z_i has D_i number of terminals which evenly spaced aligned on node axis in S_n . The communication links

in SP_n are preserved where the edges are transformed into nets in S_n . The nets are made up of horizontal and vertical line segments which are drawn from left to right without crossing or backward movement. Congestion, or Q , is the maximum total number of horizontal tracks between upper and lower street congestion. A vertical crossing in node axis is called a dogleg, or D . The sequence of zones and the nets are arranged in such a way the congestion and dogleg are being minimized.

IV. FUNDAMENTAL CONCEPTS

A. G - SP

In this research, the connected graph G_n is assumed to have weight of one unit for each of the edges. Hence, there are various forms of spanning tree SP_n that can be formed from the connected graph. Now the question is: how is the form of SP_n that can optimize the single-row transformation? To obtain the answer, backward searching is needed where it starts with the study of relationship between SP_n and S_n before G_n and SP_n . In short, the form of SP_n which can lead to the optimal single-row transformation from SP_n to S_n is needed to be determined before the G_n is transformed into SP_n .

B. G - SP

A spanning tree SP_n can be treated as a tree. A research had been carried out in studying the relationship between the tree and its single-row representation. A tree with n vertices gives the maximum value of E , Q and D results in single-row network when the tree is in the form of 2-Level T_n . The optimum result for 2-Level T_n is $E = Q(n-1-2Q)$ where $Q = \lceil (n-3)/4 \rceil$ and $D = 0$. Proposition 1 is developed from 2-Level T_n 's results to find out the necessary criteria of spanning tree which optimizes the spanning tree transformation of connected graph into single-row network.

C. Proposition

By having the same total number of nodes, a spanning tree with smaller value of $D_{\max} = \max_{1 \leq i \leq n} \{D_i\}$ gives the lower congestion for single-row transformation of spanning tree.

Proof:

A spanning tree SP_n has a total degree D where $D = \sum_{i=1}^n D_i = 2(n-1)$. The spanning tree SP_n can be treated as a tree T_n and the highest degree among the nodes in the

SP_n denoted by $D_{\max} = \max_{1 \leq i \leq n} \{D_i\}$. Different sets of D_i for $i = 1, 2, \dots, n$, present the different structures of SP_n . For every D_i , the corresponding z_i has D_i number of nets to be formed. As a minimum, the z_i will contribute to the total congestion $Q = \lceil (D_i - 2)/4 \rceil$ in S_n by replacing $D_i = n - 1$ in the optimum result from 2-Level T_n . Obviously, the larger value of D_i will lead to the larger value of total congestion. Thus, D_{\max} among the D_i affects the result significantly where the set of D_i which gives the smallest value of D_{\max} will contribute to the lower congestion in single-row transformation. The optimum result for the optimum set of D_i is $E = Q = D = 0$ given by $D_{\max} = 2$ where it is exactly a Hamiltonian path.

D. G-S

In the spanning tree transformation of G_n into single-row network, the result is optimum ($E = Q = D = 0$) when the spanning tree SP_n produced from G_n is a Hamiltonian path. A graph that contains a Hamiltonian path is called the traceable graph. For the connected graph G_n other than the traceable graph, the SP_n that produced from G_n need to be the SP_n with the minimum value of D_{\max} . By having the same total number of nodes, the connected graph with larger number of edges tends to give a Hamiltonian path or a spanning tree with fewer leaves compared with the connected graph with lower number of edges. Spanning tree SP_n with minimum value of D_{\max} minimizes the total energy value and congestion as well as doglegs in single-row network.

V. OUR STCGM MODEL

From a connected graph, a spanning tree is produced and being transformed into single-row representation. For optimal spanning tree transformation of connected graph into single-row network, the necessary requirement is the spanning tree produced from the connected graph has the minimum value of D_{\max} . To obtain the SP_n with minimum value of D_{\max} , the *Path-Growing Tree-Forming* algorithm is developed to produce the SP_n from the G_n .

A. Path-Growing Tree-Forming Algorithm

Obviously, Path-Growing Tree-Forming algorithm is made up of two algorithms. *Path-Growing* algorithm produces the paths while *Tree-Forming* algorithm connects all the paths that are formed by Path-Growing algorithm into a spanning tree with the minimum value of D_{\max} . *Vertex-Prioritized* is applied in Path-Growing Tree-Forming algorithm to minimize the D_{\max} in the SP_n .

Initially, notation C_{1k} is defined as the set of nodes of the SP_n and notation C_{2k} is defined as the set of nodes of the path while notation \overline{C}_k denotes the set of unconnected nodes at k^{th} iteration. In the Path-Growing Tree-Forming algorithm, Vertex-Prioritized is applied where the node with the least degree is given the highest priority to be chosen. Notation c_d represents the degree of nodes in set C_{1k} for SP_n while $\overline{c_d}$ represents the degree of nodes in set \overline{C}_k where it is involving only the edges connected by the nodes in the set itself.

First of all, a path is formed by Path-Growing algorithm. The node with the least degree in set \overline{C}_k is chosen to be the initial node i^* for the path to be formed. This step enables the possible of obtaining the path with maximum length. Once the node is included in the path construction, it will be moved from set \overline{C}_k to set C_k . In Path-Growing, when the path is impossible to be connected to the tree by any edge in length of one unit, *Backward Tracing* will be applied in Path-Growing and a walk will be produced instead of a path.

The path is expanded by choosing node j^* from \overline{C}_k under Vertex-Prioritized in which it is connected with the node i^* . The node i^* is updated as node j^* whenever a node j^* is found. The first formed path acts as the spanning tree. When there is no such a node j^* is found in \overline{C}_k , the next path need to be produced from set \overline{C}_k if set \overline{C}_k is not yet a null set. The process is repeated for Path-Growing algorithm applied with Vertex-Prioritized to form another path. Tree-Forming algorithm is developed to join the new formed path to the spanning tree by joining the new formed path to the node with the least c_d from the spanning tree.

Here is the algorithm for Path-Growing Tree-Forming.

C_{1k} = set of nodes of spanning tree at iteration k .

C_{2k} = set of nodes of path at iteration k .

\overline{C}_k = set of unconnected nodes.

c_d_k = current degree of every node in C_k .

$\overline{c_d}_k$ = current degree of every node in \overline{C}_k .

E_{ij} = set of edges of the spanning tree

Set $C_{10} = 0$, $C_{20} = 0$, $\overline{C}_0 = N$ and $a = 0$;

for $i = 1$ **to** n

$c_d_i = 0$;

$\overline{c_d}_i = d_i$;

Select the node with least $\overline{c_d}_i$, set $C_{21} = \{i\}$, set

$i^* = i$ and $\overline{C}_1 = N - \{i\}$;

for $k = 1$ **to** $n - 1$

Identify the unconnected node j^* in the \bar{C}_k that has the least \bar{c}_d which connected with node i^* in C_{2k} ;

if such j^* is found

Connect these two nodes:

$E[i^{**}][j^{**}] = 1$;

Set $i^* = j^*$;

/*Update degree of nodes in C_k and

\bar{C}_k */

$c_d j^* ++$;

$\bar{c}_d --$ for nodes in \bar{C}_k which

connected (in G_n) with node i^* in

C_{2k} ;

//Check connection of path to tree

Identify the connected node j^{**} in

the C_{1k} that has the least c_d that

connected with node i^* in C_{2k}

Set $i^{**} = i^*$;

else

$a ++$;

if $a = 1$ or (i^{**} and j^{**} are found)

Set $C_{1k} = C_{2k}$;

if $a > 1$ //Connect the path formed with the spanning tree

if i^{**} and j^{**} are found

Connect these two

nodes: $E[i^{**}][j^{**}] = 1$;

Update degree of nodes

in C_k and \bar{C}_k

$k ++$;

else

Backward Tracing to get the

i^* ;

$k --$;

if i^{**} and j^{**} are found

//Select a node to form a path

Select the node with least

\bar{c}_d , set $i^* = i$;

Check connection of path to

tree;

if $\bar{C} \neq 0$

$k --$;

B. Tree Alteration for Single-Row Transformation

For illustration, after the spanning tree SP_n is produced from connected graph G_n which is shown in Fig. 2, the SP_n will be transformed into a rooted tree as shown in Fig. 3(b) and the rooted tree is solved using Tree Sequence Modeling (TSM).

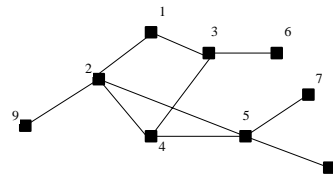
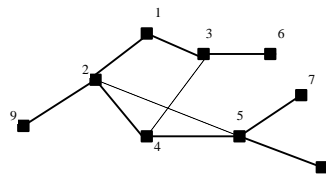
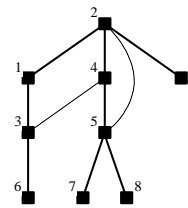


Fig. 2 A connected graph, G_9



(a)



(b)

Fig. 3 The two depictions of the output (SP_9) from Path-Growing Tree-Forming

From Fig. 3(b), node v_2 is chosen to be the root node as it has the highest degree D_{max} among the nodes in the SP_9 . Actually, the results are slightly different based on the chosen node for the root node. However, this problem can be overcome by TSM where it is a specifically developed model to deal with the single-row transformation of tree with all kinds of structures. Hence, any node in the SP_n can act as the root node in the tree. To standardize the algorithm, the node with the highest degree is chosen as the root node in the transformation.

C. TSM Model

The Tree Sequence Modeling (TSM) transforms the trees into single-row networks. The transformation involves the formation of zones, terminals and intervals. Formation of partitions and insertion mechanisms are consisted in the formation of zones. A tree is divided into a few partitions and groups. There are two groups of nodes where each group has a different arrangement for zones in insertion mechanisms. Formation of zones optimizes the sequence of zones which contributes to the optimal transformation result. The arrangement of zones leads to the formation of shortest intervals set with maximum number of zero energy nets in order to obtain the optimal result.

After the formation of zones, the pins and the intervals are formed using Formation of Terminals and Formation of Intervals [8]. The single-row routing problem is then solved

using the basic of simulated annealing [5] from earlier work called ESSR to obtain the result.

VI. EXPERIMENTAL RESULTS

STCGM has been applied on some connected graphs with different number of nodes. The results are simulated by a developed program for STCGM using Microsoft Visual C++ 6.0. The results for energy values (E), congestion (Q) and number of doglegs (D) are shown in Table I.

TABLE I
COMPUTATIONAL RESULTS OF STCGM

# nodes	d_{\max}	# d_{\max}	E	Q	D
10	4	1	2	1	0
20	5	1	3	1	0
30	3	1	1	1	0
40	4	2	6	1	0
50	3	3	3	1	0
60	3	7	5	1	0

By having the same total number of nodes, the connected graphs with more communication links will give the spanning tree with lower value of D_{\max} . The figures from Table I shows the results are not primarily affected by total number of nodes in G_n . In fact, the core factor is the maximum degree of node (D_{\max}) in the spanning tree SP_n together with the total number of nodes with degree of D_{\max} that exist in the SP_n . The SP_n with the same D_{\max} may have the different results by having the different total number of nodes with degree of D_{\max} . From the experimental results, the G_{30} and the G_{50} both have D_{\max} of three. Since there is only exist one node that gives the D_{\max} in G_{30} compared with three nodes in G_{50} , total energy for the G_{30} is then lower than the G_{50} . This shows the higher of D_{\max} and the higher number of nodes with D_{\max} in the spanning tree will lead to the higher value of total energy.

VII. CONCLUSION AND SUMMARY

In this research, a model which transforms the connected graph (G_n) into spanning tree (SP_n) before the single-row transformation into single-row network (S_n) is introduced, namely Spanning Tree of Connected Graph Modeling (STCGM). To obtain the optimal single-row transformation, the relationships between G_n to SP_n and SP_n to S_n are studied in order to find out the relationship from G_n to S_n . The connected graph G_n in this research has weight of one unit for all edges. From the study, the spanning tree with lower value of D_{\max} which is the highest degree of node in

SP_n was found to give the lower value of total energy for the complete transformation. Hence, STCGM is developed based on the finding.

STCGM consists Path-Growing Tree-Forming algorithm which is developed by applying Vertex-Prioritized to produce the SP_n with minimum value of D_{\max} from the G_n . There are two parts in Path-Growing Tree-Forming algorithm. The Path-Growing produces the paths from the G_n and the Tree-Forming connects all these paths into a SP_n . Sometimes, Backward Tracing is needed in Path-Growing to form a walk in order to join the walk to the tree in Tree-Forming. After the SP_n is produced from the G_n , the SP_n will be transformed into S_n using Tree Sequence Modeling (TSM). The single-row routing problem is then solved by ESSR [5] to obtain the result. The experimental results show STCGM can efficiently optimize the spanning tree transformation of connected graphs into single-row networks.

ACKNOWLEDGMENT

The authors would like to acknowledge the Ministry of Higher Education (MOHE) of Malaysia and the Research Management Centre (RMC) of Universiti Teknologi Malaysia (UTM) for their financial funding through vote FRGS No. 78330.

REFERENCES

- [1] B. S. Ting, E. S. Kuh, L. Shirakawa. "The multilayer routing problem: algorithms and necessary and sufficient conditions for the single row, single layer case," *IEEE Transactions Circuit and Systems*, 23:768-778, 1976.
- [2] E. S. Kuh, T. Kashiwabara, and T. Fujisawa, "On optimum single-row routing," *IEEE Transactions Circuit and Systems*, 26(6):361-368, 1979.
- [3] T. T. Tarnag, M. M. Sadowska, and E. S. Kuh. "An efficient single-row algorithm," *IEEE Transactions on Computer-Aided Design*, 3(3):178-183, 1984.
- [4] B. B. Bhattacharya, J. S. Deogun, and N. A. Sherwani. "A graph theoretic approach to single row routing problems," *Proceedings of the 1988 IEEE International Symposium on Circuit and Systems*. June 7-9, 1988. 2:1437-1440, 1988
- [5] S. Salleh, B. Sanugi, H. Jamaludin, S. Olariu, and A. Y. Zomaya. "Enhanced simulated annealing technique for the single-row routing problem," *Journal of Supercomputing*, 21(3):285-302, 2002.
- [6] S. Salleh, S. Olariu and B. Sanugi. "Single-row transformation of complete graphs," *Journal of Supercomputing*, 31, 265-279, 2005.
- [7] S. Salleh, S. Olariu, A. Y. Zomaya, L.Y. Kiew and N.A.B. Aziz. "Single-row mapping and transformation of connected graphs," *Journal of Supercomputing*, 39:73-89, 2007.
- [8] S. L. Loh, S. Salleh and N. H. Sarmin, "Double simulated annealing model for mapping of graphs to single-row networks," unpublished.
- [9] S. Kirkpatrick, C. D. Gelatt, and M. P. Vecchi, "Optimization by simulated annealing," *Science*, 220(4598):671-678, 1983.
- [10] S. L. Loh, S. Salleh and N. H. Sarmin, "Mapping of complete binary tree into single-row network," *Proceedings of the 2009 5th Asian Mathematical Conference*. June 22-26, 2009.
- [11] S. L. Loh, S. Salleh and N. H. Sarmin, "Single-row transformation of trees into single-row network," unpublished.