

Preparation and Characterization of Photocatalyst for the Conversion of Carbon Dioxide to Methanol

D. M. Reddy Prasad, Nur Sabrina Binti Rahmat, Huei Ruey Ong, Chin Kui Cheng, Maksudur Rahman Khan, D. Sathiyamoorthy

Abstract—Carbon dioxide (CO₂) emission to the environment is inevitable which is responsible for global warming. Photocatalytic reduction of CO₂ to fuel, such as methanol, methane etc. is a promising way to reduce greenhouse gas CO₂ emission. In the present work, Bi₂S₃/CdS was synthesized as an effective visible light responsive photocatalyst for CO₂ reduction into methanol. The Bi₂S₃/CdS photocatalyst was prepared by hydrothermal reaction. The catalyst was characterized by X-ray diffraction (XRD) instrument. The photocatalytic activity of the catalyst has been investigated for methanol production as a function of time. Gas chromatograph flame ionization detector (GC-FID) was employed to analyze the product. The yield of methanol was found to increase with higher CdS concentration in Bi₂S₃/CdS and the maximum yield was obtained for 45 wt% of Bi₂S₃/CdS under visible light irradiation was 20 μ mole/g. The result establishes that Bi₂S₃/CdS is favorable catalyst to reduce CO₂ to methanol.

Keywords—Photocatalyst, Carbon dioxide reduction, visible light, Irradiation.

I. INTRODUCTION

DUE to the reliance of the world on fossil fuels as a major source of energy, the carbon dioxide (CO₂) emission to the environment is inevitable which is responsible for global warming. Photocatalytic reduction of CO₂ to fuel, such as methanol, methane etc. is a promising way to reduce greenhouse gas CO₂ emission and energy crisis [12]. UV light covers only 3% and visible light 44% of the solar light spectrum [10] hence visible light active photocatalyst for CO₂ conversion is important.

Threats of global warming and energy crisis had accelerated the rush for new renewable energy resources. In order to reduce carbon dioxide emission and to produce maintainable fuels, recycling the greenhouse gases such as carbon dioxide seems eminently potential. Due to the increasing levels of carbon dioxide emissions from fossil fuels consumption, the problem of global warming has aroused into public concern [2]. One of the biggest challenges are to seek a renewable energy which not only meet the increasing energy demand, but also to replace the traditional chemicals fuels and

environmentally friendly. One of the prospective way to reuse hydrocarbon resources is the photocatalytic reduction of CO₂ with H₂O utilizing the solar energy [12]. By using this way, carbon dioxide emissions can be reduced and energy crisis can be solved.

The most popular photocatalytic material with an excellent stability, innocuity and low price [6], three-dimensional, larger surface and regular structure [5] is titanium dioxide (TiO₂). However, TiO₂ have low quantum efficiency, which increase the combining ratio of electrons and holes. It can only absorb 5% sunlight in the ultraviolet region since it is a wide band gap semiconductor (3.0-3.2 eV) [11]. The ideal photocatalyst with a gap of 1.5 eV is well approximated by narrow band gap semiconductor material and highly stable electrodes may be produced by appropriate surface modification in order to enhance the photocatalytic activity and visible light response. CdS is a classical photocatalyst shows high activity under ultraviolet (UV) light irradiation. It is well known that the band gaps of CdS and Bi₂S₃ are narrower, active under visible light irradiation and the potentials of conduction bands are more negative compare to other photocatalysts [9], [13]. The CdS and Bi₂S₃ have higher quantum efficiency, which decrease the combining ratio of electrons and holes.

The photocatalytic reduction of CO₂ with H₂O to reusable hydrocarbon resources such as methanol is found to be one of the prospective ways to reduce CO₂ emissions and resolve the energy crisis. The process of water-splitting is a highly endothermic process ($\Delta H > 0$). The minimum potential difference (voltage) needed to split water is 1.23V at 0 pH [2], [8]. Since the minimum band gap for successful water splitting at pH=0 is 1.23 eV, corresponding to light of 1008 nm, the electrochemical requirements can theoretically reach down into infrared light, albeit with negligible catalytic activity.

Inoue et al. 1979 [7] first reported that CO₂ bubbled in water was reduced to HCHO, HCOOH and CH₃OH over various photocatalysts, such as CdS, TiO₂, ZnO, GaP and SiC under photo-irradiation of their aqueous suspension. In addition, the catalytic effect of Bi₂S₃ and CdS was examined for CO₂ reduction in presence of H₂S and found comparable products [1]. Similar works were also reported in the literatures and they obtained various hydrocarbon products using aqueous CdS or ZnS colloids [3], [4]. These photocatalytic reductions of CO₂ over CdS and Bi₂S₃ had been carried out under UV light irradiation or by other reductants, and they have not been used for photocatalytic reduction of CO₂ to methanol with water as reductant under visible light irradiation. However, photocatalyst with excellent stability,

D. M. Reddy Prasad and D. Sathiyamoorthy are with the Petroleum and Chemical Engineering Programme, Faculty of Engineering, Universiti Teknologi Brunei, Tungku Highway, Gadong, BE1410, Brunei Darussalam (phone: +673-8357755; fax: +673-2461035; e-mail: dmr.prasad@itb.edu.bn, dmrprasad@gmail.com).

Nur Sabrina Binti Rahmat, Huei Ruey Ong, Chin Kui Cheng, Md. Maksudur Rahman Khan are with the Faculty of Chemical & Natural Resources Engineering, Universiti Malaysia Pahang, 26300 Gambang, Pahang, Malaysia (e-mail: mrkhancep@yahoo.com)

efficient, cost-effective and active in visible light region for the conversion of CO₂ into methanol still suffers from lacking. In this study, a hetero-junction of Bi₂S₃ and CdS was synthesized as an effective visible light responsive photocatalyst following effective hydrothermal method. In addition, the catalytic activity of the Bi₂S₃/CdS photocatalyst was investigated for CO₂ conversion into methanol.

II. MATERIALS AND METHODS

A. Chemicals

The chemical reagents used in this experiment were thio-urea, cadmium nitrate tetrahydrate, cadmium sulfide (CdS) powder, bismuth III nitrate pentahydrate, sodium nitrite, potassium hydroxide and sodium sulphite. All chemicals were ~99% purity obtained from Sigma, USA.

B. Preparation of Photocatalysts

The Bi₂S₃/CdS catalyst was prepared by following direct hydrothermal method. Cd(NO₃)₂·4H₂O, Bi(NO₃)₃·5H₂O and thio-urea of different compositions such as 6, 3 and 2.25 g, respectively were considered for the preparation followed by hydrolysis with 600 mL of deionized water in an autoclave at 90-100°C for 6 h. Then cooled down to room temperature and successively the precipitate was filtered off, washed with distilled water and dried in an oven at 60°C overnight. The catalyst was grinded with mortar before calcined at 250°C for 3 h. Similarly, the weight proportions of Bi₂S₃ to CdS were 15%, 30% and 45% were prepared with the same method.

C. XRD Experiment

The XRD patterns were obtained at room temperature using MSAL-XD2 diffractometer with CuK_α radiation (operated at 36 kV and 30 mA, $\lambda = 0.15406$ nm).

D. Photocatalytic Experiment

The photocatalytic experiment was performed in a photochemical reactor equipped with a magnetic stirrer, a quartz cool trap and a condensation tube. A 500 W Xe lamp was located in the quartz cool trap as illuminant. The UV light was removed by 1.0 M sodium nitrite solution. Sodium nitrite, potassium hydroxide and sodium sulphite of corresponding quantities 0.7, 1.2 and 3.7 g were dissolved in 300 mL of ultra-filtered water. The solution was then put into the photochemical reactor. Ultrapure CO₂ was bubbled through the solution in the reactor before irradiation for 30 min to ensure that all dissolved oxygen was eliminated. 0.2 g of catalyst powder was added into the solution and the irradiation lamp was turned on to start the photoreaction. The temperature with the range of 30-35°C was observed for every 1 h to avoid the loss of methanol into the air. Ultrapure CO₂ was continuously bubbled through the solution during the whole irradiation for 6 h. A needle-type probe was inserted into the solution of the reactor with the aid of vacuum pump to withdraw a small amount of liquid samples for 1 h interval up to 6 h (Fig. 1). The concentrations of methanol in the samples were analyzed using a gas chromatograph flame ionization detector (GC-FID).

III. RESULTS AND DISCUSSION

A. XRD Analysis

The XRD pattern of pure CdS is shown in the Fig. 2 ($2\theta=3-80^\circ$), was used as a reference for the structural analysis of prepared Bi₂S₃/CdS photocatalysts. XRD patterns of various as-prepared photocatalysts are shown in Fig. 3 corresponding to (a) Bi₂S₃/CdS (b) Bi₂S₃/CdS (15%) (c) Bi₂S₃/CdS (30%) (d) Bi₂S₃/CdS (45%).




Fig. 1 Experimental Setup

The XRD patterns of the catalysts were recorded in the range of diffracting angles of $2\theta=3-80^\circ$ but shown only $2\theta=15-50^\circ$, the most significant portion. The XRD study reveals that CdS (15-45 wt%) incorporation in Bi₂S₃ takes place and gradual changes in the crystallographic parameters are detected. It was observed from the XRD analysis that there are mainly two types of crystallite structures e.g., orthorhombic Bi₂S₃ and cubic CdS. Using Scherrer formula for the full width at half maximum (FWHM) of the main peaks, the average crystallite size of the CdS and Bi₂S₃ were found to be 5-30 nm and 30-50 nm, respectively. It has been noticed that the crystallite size of Bi₂S₃ increased with CdS loading. According to the standard diffraction peaks of cubic CdS (JCPDS # 89-0440), the sharp peaks were consistent with the peak positions of CdS (100, 002, 101) (Fig. 2).

It can be seen from the XRD spectrum of the Bi₂S₃ in Fig. 3 that the peaks were in good agreement with the standard diffraction peaks of orthorhombic Bi₂S₃ (JCPDS # 17-0320). Five peaks with 2θ values of 25.1° , 28.78° , 31.94° , 46.62° and 53.72° in Bi₂S₃/CdS correspond to the crystal planes of (130), (211), (221), (351) and (431) of orthorhombic phase Bi₂S₃, respectively.

The lattice parameters are estimated for orthorhombic structure of Bi₂S₃ and found to be $a_0=10.84$ Å (standard $a_0=11.49$ Å), $b_0=11.38$ Å (standard $b_0=11.30$ Å) and $c_0=3.97$ Å (standard $c_0=3.981$ Å). Hence, it is confirmed that the Bi₂S₃ structure is orthorhombic. Moreover, the peaks of all the Bi₂S₃/CdS photocatalysts in Fig. 3 suggesting that all the

$\text{Bi}_2\text{S}_3/\text{CdS}$ photocatalysts are all composed of the two crystallite phases and there are no unknown phases proved that they do not react each other and make a hetero-junction to show catalytic activities.

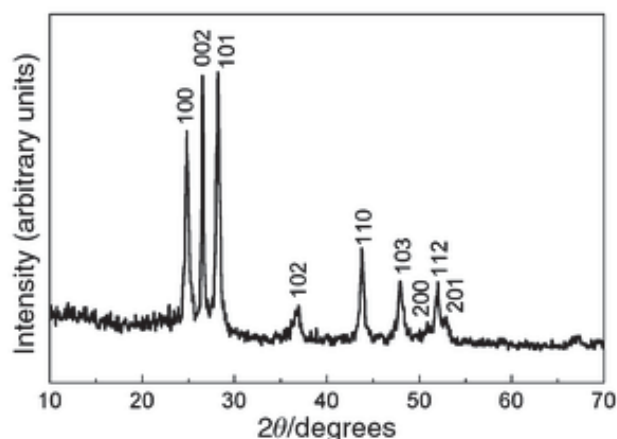


Fig. 2 XRD pattern of CdS shown as a reference

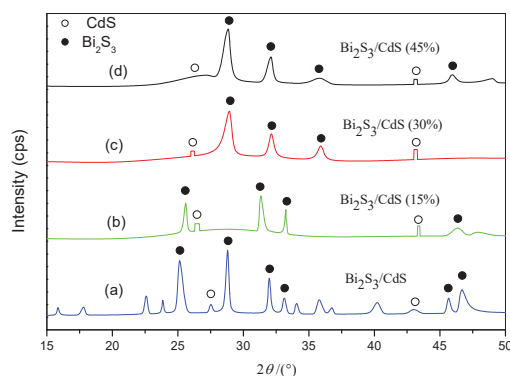


Fig. 3 XRD patterns of various photocatalysts (a) $\text{Bi}_2\text{S}_3/\text{CdS}$ (b) $\text{Bi}_2\text{S}_3/\text{CdS}$ (15%) (c) $\text{Bi}_2\text{S}_3/\text{CdS}$ (30%) (d) $\text{Bi}_2\text{S}_3/\text{CdS}$ (45%)

B. Photocatalytic Activity

The yields of CH_3OH in the photocatalytic reduction of CO_2 with H_2O on various photocatalysts under visible light irradiation are shown in Fig. 4. The presence of CH_3OH in the final samples is shown in Fig. 5. From Fig. 4, it can be seen that the generation rates of CH_3OH over the $\text{Bi}_2\text{S}_3/\text{CdS}$ were significantly higher when the concentration of CdS was increased. The highest yield of methanol over $\text{Bi}_2\text{S}_3/\text{CdS}$ was $20 \mu\text{mole/g}$ when the weight proportion of Bi_2S_3 to CdS was 45%. This may be due to doping Bi_2S_3 to CdS could form hetero-junction structures which improves the separation of electrons and holes, prevents the charge-carrier recombination and prolongs the lifetime of photo-carriers in $\text{Bi}_2\text{S}_3/\text{CdS}$ photocatalyst. In addition, the spread of belt-shaped Bi_2S_3 on the surface of CdS particles was better when the weight proportion of Bi_2S_3 to CdS was 45%. The mechanism of photocatalytic reduction of CO_2 with H_2O to CH_3OH is shown in Fig. 5. It can be seen from Fig. 5 that both Bi_2S_3 and CdS

can be used as photocatalyst for reducing CO_2 to CH_3OH under visible light.

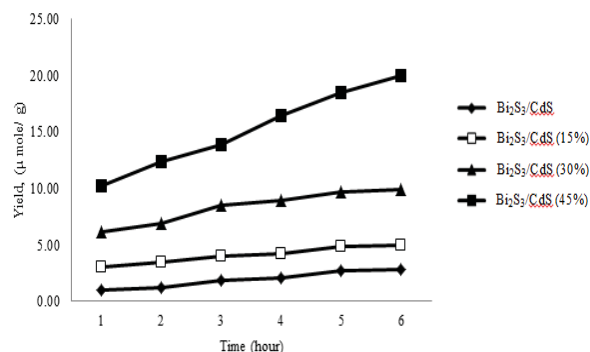


Fig. 4 The yields of CH_3OH in the photocatalytic reduction of CO_2 with H_2O over various photocatalysts under visible light irradiation

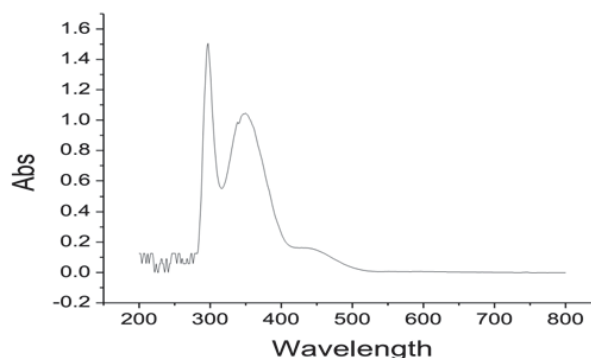


Fig. 5 Methanol detection in a sample by UV spectrophotometer

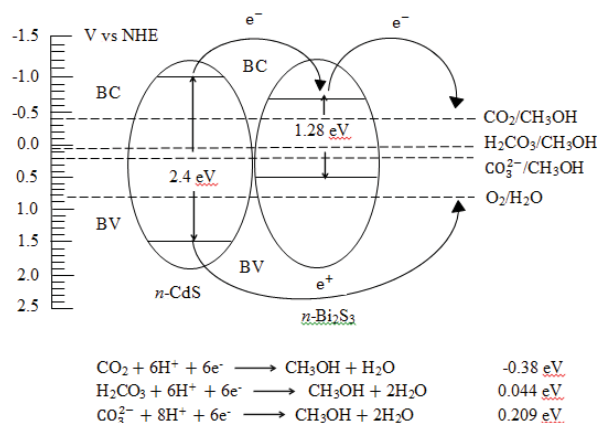


Fig. 6 The mechanism of photocatalytic reduction for production of CH_3OH

This is because the potentials of conduction bands of Bi_2S_3 and CdS are more negative than all those of methanol yield for. Fig. 6 that both Bi_2S_3 and CdS can be used as the photocatalysts for reducing CO_2 to CH_3OH under visible light. This is because the potentials of conduction bands of Bi_2S_3 and CdS are more negative than all those of methanol yielded for CO_2 (g), H_2CO_3 , CO_3^{2-} etc. in water [14].

IV. CONCLUSION

The Bi₂S₃/CdS photocatalyst were prepared by direct hydrothermal reactions between their corresponding salt and thiourea. The Bi₂S₃/CdS photocatalyst were characterized by XRD and FTIR. The modification of CdS with Bi₂S₃ can enhance its photocatalytic activity and visible light response. The highest yields of methanol over Bi₂S₃/CdS photocatalyst with 15%, 30% and 45% weight proportions under visible light irradiation were 5, 9.92 and 20 μ mole/g, respectively.

ACKNOWLEDGEMENT

We would like to express our gratitude to Universiti Malaysia Pahang for providing all the facilities for our research work.

REFERENCES

- [1] Aliwi S, Al-Jubori K F. Photoreduction of CO₂ by metal sulphide semiconductors in presence of H₂S, *Solar Energy Materials*, 1989, 18(3-4): 223-229
- [2] C. Song, Global challenges and strategies for control, conversion and utilization of CO₂ for sustainable development involving energy, catalysis, adsorption and chemical processing, *Catalysis Today*, 2006, 115, 2-32.
- [3] Eggins B R, Robertson P K J, Murphy E P, Woods E, Irvine J T S, Factors affecting the photoelectrochemical fixation of carbon dioxide with semi-conductor collides, *Journal of Photochemistry and Photobiology A*, 1998, 118(1), 31-40
- [4] Fujiwara H, Hosokawa H, Murakoshi K, Wada Y, Yanagida S, Okada T, Kobayashi H, Effect of surface-structures on photocatalytic CO₂ reduction using quantized CdS nanocrystallites (vol 101, pg 8273, 1997)", *Journal of physical chemistry B*, 1998, 102(22), 19. 4440-4440
- [5] G.K. Mor, O.K. Varghese, M. Paulose, K. Shankar, C.A. Grimes, A review on highly ordered, vertically oriented TiO₂ nanotube arrays: fabrication, material properties, and solar energy applications, *Solar Energy Materials and Solar Cells*, 2006, 90, 2011-2075.
- [6] H.-C. Yang, H.-Y. Lin, Y.-S. Chien, J. Wu, H.-H. Wu, Mesoporous TiO₂/SBA-15, and Cu/TiO₂/SBA-15 composite photocatalysts for photoreduction of CO₂ to methanol, *Catalysis Letters*, 2009, 131, 381-387.
- [7] Inoue T, Fujishima A, Konishi S, Honda K, Photoelectrocatalytic reduction of carbon-dioxide in aqueous suspensions of semiconductor powders, *Nature*, 1979, 277(5698), 637-638
- [8] J. Head, J. Turner, Analysis of the water-splitting capabilities of gallium indium phosphide nitride (GaInPN U.S. Department of Energy Journal of Undergraduate Research, January 2001, 26-31.
- [9] J.M. Macak, H. Tsuchiya, A. Ghicov, K. Yasuda, R. Hahn, S. Bauer, P. Schmuki, TiO₂ nanotubes: self-organized electrochemical formation, properties and applications, *Current Opinion in Solid State and Materials Science*, 2007, 11, 3-18.
- [10] K. Zhu, N.R. Neale, A. Miedaner, A.J. Frank, Enhanced charge-collection efficiencies and light scattering in dye-sensitized solar cells using oriented TiO₂ nanotubes arrays, *Nano Letters*, 2007, 7, 69-74.
- [11] M. Hoffmann, S. Martin, W. Choi, D. Bahnemann, Environmental applications of semiconductor photocatalysis, *Chemical Review*, 1995, 95, 69-96.
- [12] S.C. Roy, O.K. Varghese, M. Paulose, C.A. Grimes, Toward solar fuels: Photocatalytic conversion of carbon dioxide to hydrocarbons, *ACS Nano*, 2010, 4, 1259-1278.
- [13] Vogel R, Hoyer P, Weller H, Quantum-Sized PbS, CdS, Ag₂S, Sb₂S₃, and Bi₂S₃ Particles as Sensitizers for Various Nanoporous Wide-Bandgap Semiconductors *Journal of Physical Chemistry*, 1994, 98(12), 3183-3188
- [14] Xin Li, Juntao Chen, Huiling Li, Jingtian Li, Yitao Xu, Yingju Liu, Jiarong Zhou, Photoreduction of CO₂ to methanol over Bi₂S₃/CdS photocatalyst under visible light irradiation, *Journal of Natural Gas Chemistry* 20(2011)413-417