

# Optimization of Distributed Processors for Power System: Kalman Filters using Petri Net

<sup>1</sup>Anant Oonsivilai, and <sup>2</sup>Kenedy A. Greyson

**Abstract**—The growth and interconnection of power networks in many regions has invited complicated techniques for energy management services (EMS). State estimation techniques become a powerful tool in power system control centers, and that more information is required to achieve the objective of EMS. For the online state estimator, assuming the continuous time is equidistantly sampled with period  $\Delta t$ , processing events must be finished within this period. Advantage of Kalman Filtering (KF) algorithm in using system information to improve the estimation precision is utilized. Computational power is a major issue responsible for the achievement of the objective, i.e. estimators' solution at a small sampled period. This paper presents the optimum utilization of processors in a state estimator based on KF. The model used is presented using Petri net (PN) theory.

**Keywords**— Kalman filters, model, Petri Net, power system, sequential State estimator.

## I. INTRODUCTION

TODAY, power system networks are more complicated and interconnected; therefore, the demand of modern Energy Management Systems (EMS) has also increased. State estimation (SE) is among tasks carried out at Energy Control Center (ECC). In order to estimate the real-time system state, a powerful processor and reliable communication must be in place [1]. Telemetry system gathers measurement quantities in the system and transmits them to ECC [2], [3], [4], [5], [6], [8], [9] and [12]. Using these measurements, SE obtains the best estimate of system state variable, i.e., complex bus voltages (voltage magnitude,  $V$  and voltage phase angle,  $\theta$ ) [4] and [5]. If the data from the system is sufficient for running state estimation, the network is said to be observable [6].

In power system, a reliable estimate of the system must be determined before any security assessment or control actions taken [4] and [5]. Reliable estimation depends on the state estimator algorithm and the information available.

Recently, there has been an increasing interest in various types of state estimation algorithms [4] and [19]. Currently, Weighted Least Squares (WLS) and Kalman Filtering are the most widely used. In this paper, allocating processing event to the distributed processors for KF estimator is discussed. The KF objective function is to minimize estimation error covariance. Kalman Filtering advantage over the WLS is based on using system information to improve state estimation precision [1], [20], [21] and [23]. The use of Petri Net model is to optimize the processing power in case of central state estimation (CSE) KF algorithm by allocating operations (processing events) to the distributed processors assuming no limit on communication channel.

Discussion of KF estimator in this paper is based on its advantages mentioned above. When well designed, fewer processors are able to perform the intended function while maintaining the speed of the system. It should be noted that, the KF estimator has the capability of tracking system state status versus time.

Many algorithms have been published regarding SE algorithms, such as the use of binary genetic algorithm explained in [7]. In [8] and [9] tabu search algorithms are explained in these publications, an iterative search that starts from some initial feasible solution and attempt to determine a better solution in the manner of hill-climbing algorithm, etc. Several numerical methods are explained in [10], [11] and [12]. Particle swarm optimization (PSO) is one of the global optimization method expressed in [13] where the basic assumption behind the algorithm is the birds finding food by flocking and not individually. In [14] the exploitation of the optimization using genetic algorithm (GA) is explained.

## II. POWER SYSTEM STATE ESTIMATION

The state estimator calculates an estimate state of the bus voltage magnitudes and angles, based on the nonlinear equations relating the measurements vector  $z$  and the state vector  $x$ . The state estimation problem is usually formulated mathematically as a weighted least square (WLS) problem and solved by an iterative scheme [10] or as a Kalman Filtering problems are the most kind of algorithms used. Power system state estimation is based on the following stochastic difference models [20]

$$x_k = Ax_{k-1} + w_{k-1} \quad (1)$$

$$z_k = Hx_k + v_k \quad (2)$$

All authors are with the Alternative and Sustainable Energy Research Unit, Power and Control Research Group, School of Electrical Engineering, Institute of Engineering, Suranaree University of Technology, 111 University Street, Muang District, Nakhon Ratchasima, 30000 Thailand.

<sup>1</sup>anant@sut.ac.th, <sup>2</sup>kenedyaliila@yahoo.com

where  $x \in \mathcal{R}^n$  and  $z \in \mathcal{R}^m$  are state and measurement vectors, respectively. While the mutual independent random variables  $w$  and  $v$  represents process noise and measurement noise respectively. The mutual random probabilities are as presented in (3) and (4).

$$p(w) \approx N(0, Q) \quad (3)$$

$$p(v) \approx N(0, R) \quad (4)$$

where  $Q$  and  $R$  are process and measurement noise covariance, respectively.

### III. KALMAN FILTERING

#### A. Optimization Problem

As explained in section I above, Kalman Filtering algorithm has an advantage of utilizing available information so that it can improve the estimation processing. KFs have the ability to fuse multiple sensor readings together, taking advantages of their individual strength, while gives readings with a balance of noise cancelation and adaptability. It is a tool for estimation and performance analysis of estimators [1].

Suppose that a measurement has been made at time  $t_k$  and that the information it provides is to be applied in updating the estimate of the state  $x$  of a stochastic system at time,  $t_k$  then from (2), then the system is said to be observable if the matrix  $H$  which related measurements to state at time  $k$  is of rank  $n$  if the state variables vector  $x \in \mathcal{R}^n$  [10]. The observability depends, not only the network topology but also the measurements units (sensors) locations within the power system network [20].

#### B. Optimization Problem

The Kalman estimator objective is to minimizes the expected value of the square of the *posteriori* state estimation error [1], [20], and [21]

$$\min E[x_k - \hat{x}_k^-] \quad (5)$$

where  $\hat{x}_k^- \in \mathcal{R}^n$  is the priori at step  $k$  and  $\hat{x}_k^+ \in \mathcal{R}^n$  to be the posteriori state estimate at step  $k$  given measurement  $z_k$ .

The KF has two dependent equations, the *predict* equation as well as the *update* equation. The *predict* equation forward the current state and error covariance estimates to obtain the *a priori* estimates for the next step [1], [20] and [21] given that

$$\hat{x}_k^- = A\hat{x}_{k-1} \quad (6)$$

$$P_k^- = E[(x_k - \hat{x}_k^-)(x_k - \hat{x}_k^-)^T] \quad (7)$$

$$P_k^+ = E[(x_k - \hat{x}_k^+)(x_k - \hat{x}_k^+)^T] \quad (8)$$

The KF update equations are related by feedback constant  $K_k \in \mathcal{R}^{n \times m}$  known as *Kalman gain* or *blending factor* to incorporate measurement  $z_k$  into the *a priori* estimates  $P_k^-$  to obtain an improved (i.e. minimized error covariance) a *posteriori* estimate  $P_k^+$  expressed as

$$K_k = P_k^- H_k^T [H_k P_k^- H_k^T + R_k]^{-1} \quad (9)$$

Therefore, an updated estimated  $\hat{x}_k^+$  based on the observation  $z_k$  that is a function of the *a priori* estimate and the measurement  $z$  is given as

$$\hat{x}_k^+ = \hat{x}_k^- + K_k(z_k - H_k \hat{x}_k^-) \quad (10)$$

For the discrete-time each time  $t_k$ , measurements are received from remote measuring units and KF estimator obtains the state estimation. In order to obtain fast KF estimator, processing stages must be optimized. The following stages present the KF hardware model.

### IV. KALMAN FILTERING MODEL

#### A. Petri Net

Fig. 1 depicts the Petri Net (PN) representation of general KF power system state estimator PN algorithm. The  $k^{th}$  state variables vector  $x_k$  and measurement sensitivity matrix are used to obtain the measurements vector shown in (1).

An updated estimated  $\hat{x}_k^+$  based on the observation  $z_k$  that is a function of the *a priori* estimate and the measurement  $z$ . Petri nets models are logic based-model interpreted by input places, transitions, and output places. Input places are defined by: preconditions, input data (or signals), buffers, etc. Transitions according to PNs are events, computational steps (or processors), task or jobs, etc. Output places represents post-conditions, output data (or signals), resources released, buffers, etc [22] and [23].

Petri net is a bipartite directed graph whose nodes belong to two different classes (places and transitions) and the edges (arcs) are allowed to connect only nodes of different classes. a Petri net as a 5-tuple defined by [22] and [23].

$$PN = (P; T; F; W; M_0) \quad (11)$$

where  $P = \{p_1, p_2, \dots, p_n\}$  is the set of  $n$  places;

$T = \{t_1, t_2, \dots, t_m\}$  is the set of  $m$  transitions;

$F \subseteq (P \times T) \cup (T \times P)$  is the set of arcs;

$W: F \rightarrow \{1, 2, \dots\}$  is the weight function; and

$M_0: P \rightarrow \{0, 1, 2, \dots\}$  is the initial marking.

Petri net structures without any initial marking are denoted by  $N$ , such as;  $N = (P; T; F; W)$ .

Transition enabling and firing are sequential steps operated at the transition. Before firing, transition  $t$  must be enabled by the presence of *tokens* (activeness) in all of its input places.

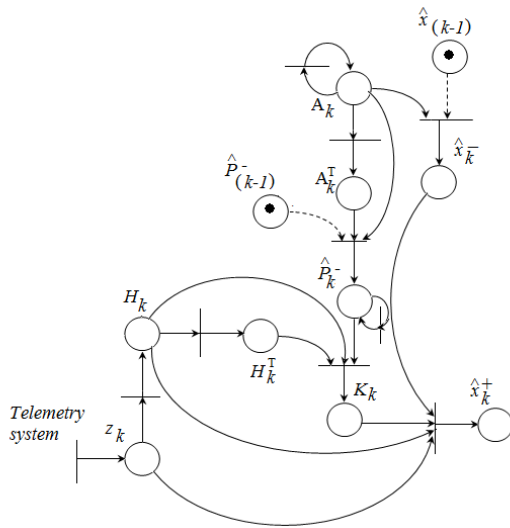


Fig. 1 Kalman Filter estimator Petri Net Algorithm

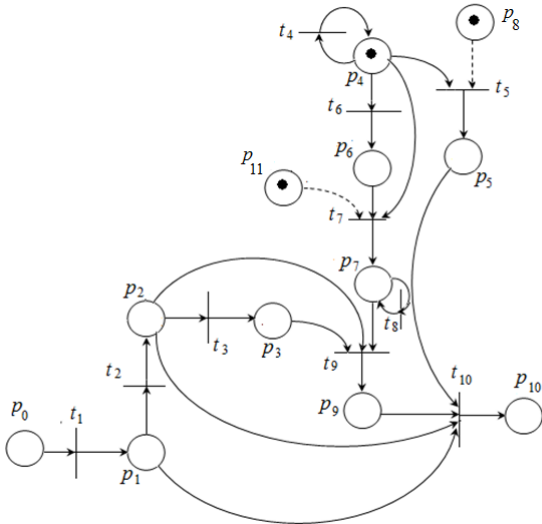


Fig. 2 Kalman Filter estimator Petri Net Model

## V. METHOD USED EXPLAINED

The mechanism is made in such a way that fast processing technique is obtained. At  $k$  unit of time upon the receipt of the measurement readings in the control center (token made available in place ( $p_0$ ), thus,  $t_1$  is enabled the measurement Jacobian (sensitivity) matrix is formed. This matrix is sent to the buffer which then used to computer  $P_k$  (3). At this moment  $t_3$  is enabled assumed that the previous  $P_{k-1}$  is in buffer (has token). Since the information in the buffer will be needed later when state variables are estimated, then  $t_1$  will have to fire when  $t_3$  is made to fire so as to keep the token at buffer,  $p_1$  place. The information in place  $p_3$  is used to find the Kalman gain  $K$ . Therefore,  $t_4$  fires to place token at  $p_4$ . Finally, the

token at  $p_4$  enables  $t_5$  and state estimation variables vector is estimated.

### A. Parallelism

The parallelism in PN model defines the related firing (processing) steps in the system. In this paper, the advantage of *parallelism* behavior of PN model is considered so as to obtain the number of firing (i.e. processing events) in each parallel sequence. For simplicity, each processing sequence takes  $t_p$  unit of time. In practice, process time varies in each processing sequence. In order to obtain the minimum time for each parallel sequence, find the sum of processing time in each processor in the parallel sequence. The parallel sequence with the maximum processing time defines the minimum time of the system processing time  $T_s$ .

### B. Processing matrix

Processing matrix  $\mathcal{B}$  presents the hierarchical processing time allocation for each processor. The starting processor in the parallel sequence is of the highest hierarchy level. The level of hierarchy decreases from starting processor by one towards the next processor, and so on. This can be achieved by the use of firing sequence and state equation. Knowledge of the events (transition) hierarchy level helps in determination of the sequence of the events. Same events in a hierarchical level cannot be processed by the same processors in an optimal operation of the distributed processors. Therefore, each even will be allotted in a separate processor. The next level will start after the previous level has been finished. The released processors will be available for the transition events in the next level.

### C. State Equation

The marking vector  $M_k \in \mathbb{R}^m$ , and incident matrix  $A \in \mathbb{R}^{m \times n}$  are used to obtain the state equation given by

$$M_k = M_{k-1} + A^T u_k \quad k = 1, 2, \dots \quad (12)$$

where  $u$  is a firing sequence  $\{u_1, u_2, \dots\}$ .

For example, consider the simple PN model shown in Fig. 3, with token in  $p_1$  and  $p_2$  as a precondition. For simplicity, assume the equal distribution of a unit processing time  $t_p$ . Note that  $t_4$  does not active any other place but itself. It can be synchronized with  $t_1$  and  $t_2$  so that anytime  $t_1$  or  $t_2$  fires, the token is still maintained in  $p_2$ . The token in this place will be needed by  $t_3$  so as to fire. Since it is a synchronized transition, and does not change the state of the system when fired alone, it is termed as a *dummy* transition. However, dummy transitions are very important when representing buffers in a PN model. Dummy transitions are not included in the parallel sequences.

The parallel sequences are as follows:

Parallel processing sequences

$$\sigma_1 = \{t_1, t_3\}$$

$$\sigma_2 = \{t_3\}$$

$$\sigma_3 = \{t_2, t_3\}$$

The  $\sigma_\mu$   $\mu = \{1, 2, \dots\}$  is the  $\mu^{th}$  parallel processing sequence.

Hierarchical level is as follows: Level 1 consists of  $t_1$  and  $t_2$  since they can fire at the starting time. Level 2 is  $t_3$  since it can only fire after the firing of  $t_1$  and  $t_2$ . Then  $M_0 = [1, 1, 0]^T$ ;  $M_1 = [0, 1, 1]^T$ . The weight function can be extended towards the buffer level, such that it can only contain one token so that although the token in  $p_2$  enables  $t_2$  but it does not fire. This is because, its output buffer, place  $p_4$  is full. Hence,  $M_1 = [0, 0, 1]^T$  and processing matrix is obtained as

$$B = \begin{bmatrix} 1 & 0 \\ 1 & 0 \\ 0 & 1 \end{bmatrix}$$

System processing stages will be  $t_1 \cup t_2$  then followed by  $t_3$ . In order to optimize the uses of processors, while maintaining the minimum possible system processing time, two processors can be used. The first processor  $P_{s1}$  and the second processor  $P_{s2}$  processes  $t_1$  and  $t_2$ , respectively at the same time. After a period of  $t_p$ , processes  $t_1$  and  $t_2$  will be finished. The next processes  $t_3$  will be processed within the next  $t_p$  period. During this period,  $P_{s1}$  and  $P_{s2}$  will be idle and thus can be used to process  $t_3$ . Hence, only two (2) processors can be used for this system instead of three (3) processors as shown in Fig. 4. It can be seen easily when dealing with a simple system such as the one shown in Fig. 3. Many practical systems are complex and the use of PN model analysis is appreciated.

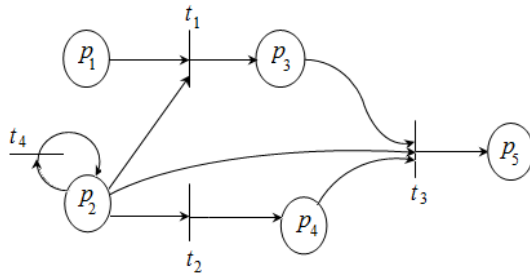


Fig. 3 Example of a simple Petri Net Model

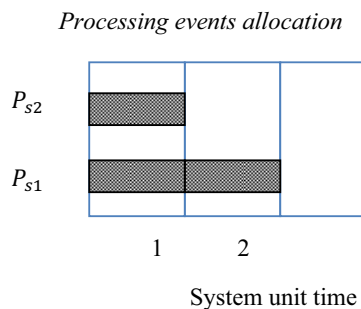


Fig. 4 Allocating processing events

## VI. RESULTS

The KF state estimator shown in Fig. 2 is analyzed and results obtained are presented in this section. In this model, there are several parallel firing sequences. Logically, the KF estimator solution at  $k$  will depend on availability of measurements readings from telemetry system. Obtaining  $z_k$  will place a token at place  $p_0$ , which will enable  $t_1$ . These are considered as precondition sets. The following are the parallel sequences in KF model shown in Fig. 2.

Parallel sequences
$\sigma_1 = \{t_1, t_{10}\}$
$\sigma_2 = \{t_1, t_2, t_{10}\}$
$\sigma_3 = \{t_1, t_2, t_3, t_9, t_{10}\}$
$\sigma_4 = \{t_1, t_2, t_9, t_{10}\}$
$\sigma_5 = \{t_{10}\}$
$\sigma_6 = \{t_6, t_7, t_9, t_{10}\}$
$\sigma_7 = \{t_5, t_{10}\}$

The  $\sigma_\mu$   $\mu = \{1, 2, \dots\}$  is  $\mu^{th}$  parallel processing sequence.

Hierarchical level is as follows: Level 1 consists  $t_1, t_5$ , and  $t_6$  since they can fire at the starting time. Level 2 is set by firing of first level are  $t_2$  and  $t_7$ . Level 3 consist of  $t_3$ . Level 4 consist of  $t_9$  and level 5 consist of  $t_{10}$ . According to preconditions set by  $k^{th}$ -time processing cycle, and  $z_k$  received measurements, initial state of KF power estimator shown in Fig. 2 including dummy, becomes  $M_0 = [1, 0, 0, 1, 1, 0, 0, 0]^T$ . Excluding dummy processors  $t_4$  and  $t_8$ , the reduced initial system state is given as  $M_0 = [1, 0, 0, 1, 1, 0, 0]^T$ .

Three (3) transitions in level 1 require three processors which represent the maximum number of processors required for the system. Each processor is allotted by the transition event in level 1 such as shown in Fig. 5. The next level starts after the period of  $t_p$ . Since this level has only two events, only two idle processors will be allotted with their transition events, say, The first processor  $P_{s1}$  and the second processor  $P_{s2}$ . The third processor  $P_{s3}$  will be idle during this period. The third level has only one transition event which can be allotted to the third processor  $P_{s3}$  for equal processing distribution, although all processors are idle for this task. Finally the last level, level 4 also has only one transition event and can be allotted to any processor since all processors are idle.

The processing matrix for the KF model is given as

$$B = \begin{bmatrix} 1 & 0 & 0 & 0 & 0 \\ 0 & 1 & 0 & 0 & 0 \\ 0 & 0 & 1 & 0 & 0 \\ 1 & 0 & 0 & 0 & 0 \\ 1 & 0 & 0 & 0 & 0 \\ 0 & 1 & 0 & 0 & 0 \\ 0 & 0 & 0 & 1 & 0 \\ 0 & 0 & 0 & 0 & 1 \end{bmatrix}$$

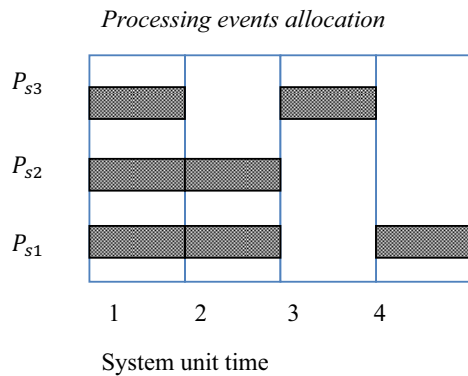


Fig. 5 Allocating KF estimator processing events

## VII. CONCLUSION

This research work concludes that, if all processors have the same speed, only logical allocation of a transition event will be based on the task distribution. That is, if three processors are idle and two tasks have to be allotted then the processor that has been idle for a longer period would be a suitable for the task. If processors speeds are not equal, then the period of  $t_p$  of that level (task with maximum transition period) can lead in the processor's choice among the idle processors, so as to maximize the system speed. During the allotting process, the speed and the idle period have to be balanced.

## REFERENCE

- [1]. M. S. Grewal, and A. P. Andrews (2008), Kalman Filtering: Theory and Practice Using MATLAB, third Edition, John Wiley & Sons, Inc. 2008.
- [2]. F. Van der Heijden, R. P. W. Duin, D. de Ridder, D. M. J. Tax, (2004), *Classification, Parameter Estimation and State Estimation*, John Wiley & Sons, Ltd, 2004.
- [3]. E.J.Contreras-Hernandez, J. R. Cedeno-Maldonado (2006), "A Self-Adaptive Evolutionary Programming Approach for Power System State Estimation",
- [4]. K. A. Greyson and A. Oonsivilai, 2008, WSEAS Journal
- [5]. K. A. Greyson and A. Oonsivilai, 2008, proceedings ROBIO
- [6]. Weerakorn Ongsakul and Thawatch Kerdchuen, "Optimal Measurement Placement with Single Measurement Loss Contingency for Power System State Estimation Using Refined Genetic Algorithm," 28th Electrical Engineering Conference (EECON28), Phuket, Thailand.
- [7]. A. Ketabi and S.A. Hosseini, "A New Method for Optimal Harmonic Meter Placement," *American Journal of Applied Sciences* 5 (11): 1499-1505, 2008
- [8]. A. Oonsivilai and P. Pao-la-or, 2008, "Optimum PID Controller Tuning for AVR System using Adaptive Tabu Search" 12<sup>th</sup> WSEAS CSCC. Heraklion, Crete Island Greece. July 18-22, 2008
- [9]. E. Masehian, and M. R. Amin-Naseri, "Sensor-Based Robot Motion Planning - A Tabu Search Approach", *IEEE Robotics & Automation Magazine*, June 2008, Volume: 15, Issue: 2, pp. 48-57
- [10]. A. Abur, and A. G. Expósito, *Power System State Estimation: Theory and Implementation*, Marcel Dekker, Inc. 2004
- [11]. A. Kumar, B. Das and J. Sharma "Genetic algorithm-based meter placement for static estimation of harmonic sources," *IEEE Trans. Power Del.*, vol. 20, pp. 1088, Apr. 2005.
- [12]. C. Madtharad , S. Premrudeepreechacharn , N. R. Watson and R. Saeng-Udom "An optimal measurement placement method for power system harmonic state estimation," *IEEE Trans. Power Del.*, vol. 20, pp. 1514, Apr. 2005.
- [13]. A. Oonsivilai and B. Marungsri, 2008, "Stability Enhancement for Multi-Machine Power System by Optimal PID Tuning of Power System Stabilizer Using Particle Swarm Optimization" WSEAS Transactions on Power System, 2008
- [14]. A. Oonsivilai and R. Oonsivilai, 2008, "Parameter Estimation of Frequency Response Twin-Screw Food Extrusion Process Using Genetic Algorithms" WSEAS Transactions on Power System, 2008
- [15]. M. Shahidehpour and Y. Wang, *Communication and Control in Electric Power Systems: Applications of Parallel and Distributed Processing*, John Wiley & Sons, Inc. 2003.
- [16]. A. Monticelli, *State Estimation in Electric Power Systems: A Generalized Approach*, Kluwer Academic Publishers, Massachusetts, 1999.
- [17]. G. T. Heydt "Identification of harmonic sources by a state estimation technique," *IEEE Trans. Power Del.*, vol. 4, pp. 569, Jan. 1989.
- [18]. M. P. Young, H. M. Young, B. C. Jin and W.K. Tae, "Design of Reliable Measurement System for State Estimation," *IEEE Trans. Power System*, vol. 3(3), pp. 830-836, 1988.
- [19]. P. Zarco, and A. G. Exposito, "Power System Parameter Estimation: a Survey," *IEEE Transactions on power Systems*, Vol. 15, No. 1, pp. 216-222, Feb. 2000.
- [20]. S. A. Zonouz, and W. H. Sanders, "A Kalman-based Coordination for Hierarchical State Estimation: Algorithm and Analysis", Proc. of 41<sup>st</sup> Hawaii International Conference on System Sciences, 2008.
- [21]. J. L. Crassidis and J. L. Junkins, *Optimal Estimation of Dynamic Systems*, CRC Press LLC.
- [22]. T. Murata, "Petri Nets: Properties, Analysis and Applications", Proc. of the IEEE, Vol. 77. No. 4, April 1989, pp. 541-580.
- [23]. T. Biswas, A. Davari, A. Feliachi, Modeling and Analysis of Discrete Event Behaviors in Power System using Petri Nets" IEEE 2004.