

MONARC: A Case Study on Simulation Analysis for LHC Activities

Ciprian Dobre

Abstract—The scale, complexity and worldwide geographical spread of the LHC computing and data analysis problems are unprecedented in scientific research. The complexity of processing and accessing this data is increased substantially by the size and global span of the major experiments, combined with the limited wide area network bandwidth available. We present the latest generation of the MONARC (Models of Networked Analysis at Regional Centers) simulation framework, as a design and modeling tool for large scale distributed systems applied to HEP experiments. We present simulation experiments designed to evaluate the capabilities of the current real-world distributed infrastructure to support existing physics analysis processes and the means by which the experiments bands together to meet the technical challenges posed by the storage, access and computing requirements of LHC data analysis within the CMS experiment.

Keywords—Modeling and simulation, evaluation, large scale distributed systems, LHC experiments, CMS.

I. INTRODUCTION

MODELLING and simulation were seen for a long time as viable solutions to develop new algorithms and technologies and to enable the enhancement of large-scale distributed systems, where analytical validations are prohibited by the scale of the encountered problems. The use of discrete-event simulators in the design and development of large scale distributed systems is appealing due to their efficiency and scalability.

The Large Hadron Collider (LHC) is a giant particle accelerator consisting of a circular tunnel with a circumference of 27 km (the largest in the world), around which beams of protons and anti-protons (and heavy ions such as lead nuclei) are accelerated in opposite directions to nearly the speed of light [3]. At four points on the ring of the accelerator, the beams of particle and anti-particles cross and collide with each other at extremely high energies, close to the energies of the first split seconds after the Big Bang, to produce other kind of particles. The experiments building each detector are ALICE, ATLAS, CMS and LHCb, and each is designed to study a different area of particle physics.

The scientific wealth of the experiments presents new problems in data access, processing and distribution, and collaboration across national and international networks, on a scale unprecedented in the history of science. The information technology challenges are introduced by the need to provide rapid access to data subsets drawn from the massive data stores. Approximately 10-14 Petabytes of data need to be handled and store, and it is expected that the volume of the data will increase in the following years. The size of the LHC

experiments and the unprecedented scale of data resulted in the need to look at resources outside of CERN. From the beginning it was clear that to process all the data centrally at CERN was not a practical or viable solution. Instead, physicists from all over the world offered their own existing resources to be used in the experiments. Today all LHC experiments are embracing the hierarchical distribution model, according to which facilities from all around the world are putting together resources in order to provide the necessary computing power and data storage space needed for the experiments [4]. According to this model the system is composed of an assembly of distributed computing resources, concentrated in a hierarchy of centers called Tiers, where Tier0 is CERN, Tier1s are the major computing centers which provide a safe data storage, likely in the form of a mass storage system (MSS), and Tier2s are smaller regional computing centers.

As the LHC experiments are currently well underway physicists are interested in evaluating the capability of the currently deployed (networking and computational) resources to handle the large amount of data and processing requirements. The difficulty in simulating the running conditions of the physics experiments comes from the large amount of resources involved in the analysis procedures, as envisioned by the computing models [5]. The evaluation of such complex simulations is hard to accomplish using existing simulators. SimGrid [6] is a simulation toolkit that provides core functionalities for the evaluation of scheduling algorithms in distributed applications in a heterogeneous, computational Grid environment. It aims at providing the right model and level of abstraction for studying Grid-based scheduling algorithms and generates correct and accurate simulation results. GridSim [7] is a grid simulation toolkit developed to investigate effective resource allocation techniques based on computational economy. OptorSim [8] is a Data Grid simulator designed specifically for testing optimization techniques to access data in Grid environments. OptorSim adopts a Grid structure based on a simplification of the architecture proposed by the EU DataGrid project. Given a replication algorithm and a Grid configuration as an input, it runs various activities over its resources. Such simulators were developed for particular classes of experiments. They all support, to some extent, the simulation of data transfer and replication techniques. However, they do not present general models that allow the evaluation of replication in the wider context of different architectures encountered in case of distributed systems. The simulation instruments tend to narrow the range of simulation scenarios to specific subjects, such as scheduling or data replication.

MONARC 2, using highly advanced technologies to cope with the simulation of large amount of resources and

Ciprian Dobre is with the Computer Science Department, University Politehnica of Bucharest, Bucharest, Romania, (e-mail: ciprian.dobre@cs.pub.ro).

applications, such as the ones described in the computing model of the CMS experiments [5], is able to successfully test the running conditions of the LHC experiments.

In this paper we present experiments designed to evaluate the capability of the evaluate the capabilities of the current real-world distributed infrastructure to support existing physics analysis processes and the means by which the experiments bands together to meet the technical challenges posed by the storage, access and computing requirements of LHC data analysis within the CMS experiment.

The rest of the paper is structured as follows. Section 2 gives a analysis of related work. In Section 3 we present the MONARC simulation model. Section 4 presents implementation details and results of the experiments designed to evaluate the running conditions of the CMS experiment. Finally, in Section 5 we give conclusions and present future work.

II. MONARC SIMULATION FRAMEWORK

MONARC 2 is built based on a process oriented approach for discrete event simulation, which is well suited to describe concurrent running programs, network traffic as well as all the stochastic arrival patterns, specific for such type of simulation [1][2]. Threaded objects or "Active Objects" (having an execution thread, program counter, stack...) allow a natural way to map the specific behavior of distributed data processing into the simulation program.

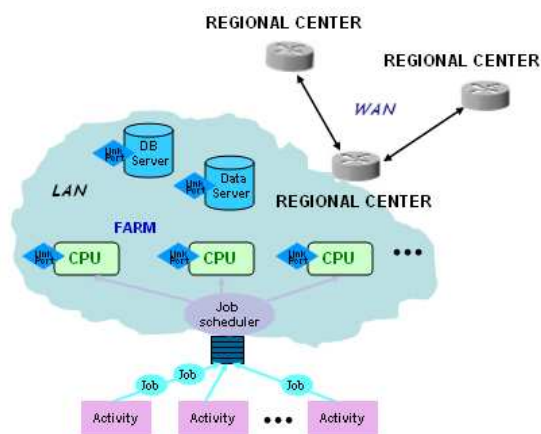


Fig. 1 The Regional center model.

In order to provide a realistic simulation, all the components of the system and their interactions were abstracted. The chosen model is equivalent to the simulated system in all the important aspects. A first set of components was created for describing the physical resources of the distributed system under simulation. The largest one is the regional center (see Figure 1), which contains a farm of processing nodes (CPU units), database servers and mass storage units, as well as one or more local and wide area networks. Another set of components model the behavior of the applications and their interaction with users. Such components are the "Users" or "Activity" objects which are used to generate data processing

jobs based on different scenarios. The job is another basic component, simulated with the aid of an active object, and scheduled for execution on a CPU unit by a "Job Scheduler" object.

With this structure it is possible to build a wide range of models, from the very centralized to the distributed system models, with an almost arbitrary level of complexity (multiple regional centers, each with different hardware configuration and possibly different sets of replicated data).

However, in order to simulate scenarios comprises thousands of computing nodes and jobs, concurrent network transfers, and database activities, several optimization solutions were integrated into MONARC. For example, we minimized the number of concurrent threads using several constructions. In MONARC a single thread is capable to handle all messages originating from the same source CPU. Also, only a thread is capable to handle all messages having the same destination. Such optimizations lead to less context switching and the possibility to better use multiprocessor machines.

III. CASE STUDIES FOR THE LHC EXPERIMENTS

The hierarchical distribution architecture is well mapped on the proposed simulation model. The simulation model allows the simulation of this type of organization. In the computing model of CMS [5] the collections of processing nodes, data warehouses and networking entities are organized in what is called regional centers. The network simulation model allows these regional centers to be connected in arbitrary architectures, including the hierarchical model proposed by the physics experiments. Special designed job models designed to imitate the behaviour of the running LHC conditions are also integrated into the simulation model. These elements allow the easy construction of simulation experiments designed to test the running conditions of the LHC experiments, as envisioned in the computing models.

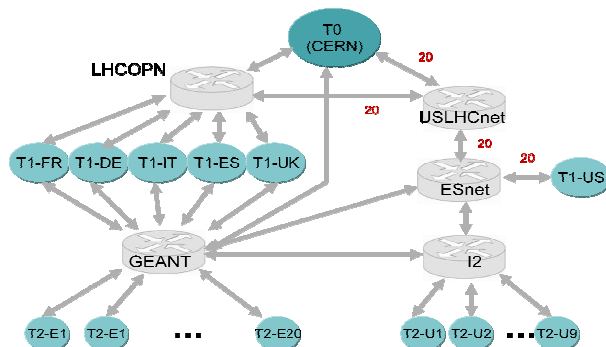


Fig. 2 The simulation scenario based on the CMS computing model

The general concept developed by the CMS experiments is a hierarchy of distributed Regional Centers working in close coordination with the main center at CERN. This simulation study follows this concept and describes several major activities; mainly the data transfer on WAN between the T0 (CERN) and a number of several T1 Regional Centers. The topology describing the connectivity of the Regional Centers

is presented in Figure 2. We assume that the five T1 Regional Centers in Europe are connected independently, by two networks: GEANT (external to CERN) and LHCPN (within CERN). In a simplified model this can be approximated with two “mega-routers” in which each T1 regional center is connected through a link. We also consider several transatlantic links connecting T0 with the regional centers in US, through the USLHCnet and ESnet “mega-routers”.

We first executed a series of simulation experiments designed to evaluate the function of the MONARC’s model, its capacity to handle the scenario and conditions of the running CMS experiments. These experiments are based on queuing models to evaluate the experiments.

In these experiments events produced in the LHC detector are transferred and processed at different regional centers. We first evaluated the behavior of the database as more events are concurrently served (the first series of experiments). Next we evaluated the behavior of the network as more events are concurrently transferred (the second series of experiments), and the use of uniform and non-uniform approaches to transfer the data. The analytical results allowed us to compare them against the obtained ones, thus validate the model and experiment.

In these experiments we considered a scenario consisting of several regional centers (see Figure 3) – a simplified version of the actual CMS experiments. We also evaluated the capability of the MONARC simulator to handle large scale experiments. As such, we successfully simulated for example 10000 concurrent jobs, each concurrently transferring and processing 100 events, with concurrent processors and databases.

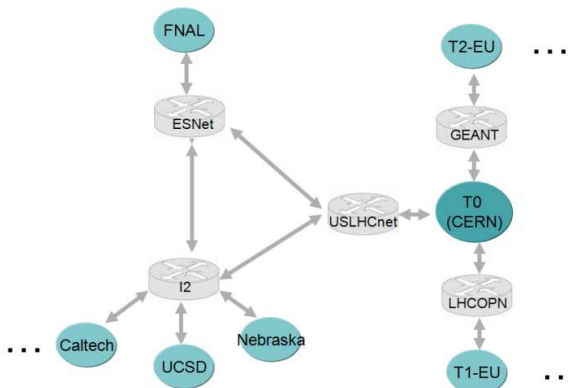


Fig. 3 The simplified scenario

In the first series of experiments we considered several jobs concurrently running at Caltech. Each job reads and processes 100 events from a database situated at UCSD (see Figure 3). These experiments were designed to evaluate the simulation model. The database at UCSD can serve data at a speed of 100 Mbps. The Caltech center contains 10 processing cores. The size of an event is approximately 400 KB (we actually used a

normal distribution, so sizes are values in the range 300-500 KB). The processing of an event requires from 1.4 to 2.4 seconds (depending on the size).

Each job transfers an event, and processes it locally. The algorithm continues for the other 100 events. Under normal conditions, in an experiment involving 20 such jobs running concurrently, the experiment would show that approximately 800 MB of data are transferred, and the average CPU load at Caltech is around 80%. This is consistent with the results obtained in the simulation conducted for this case (see Fig. 4).

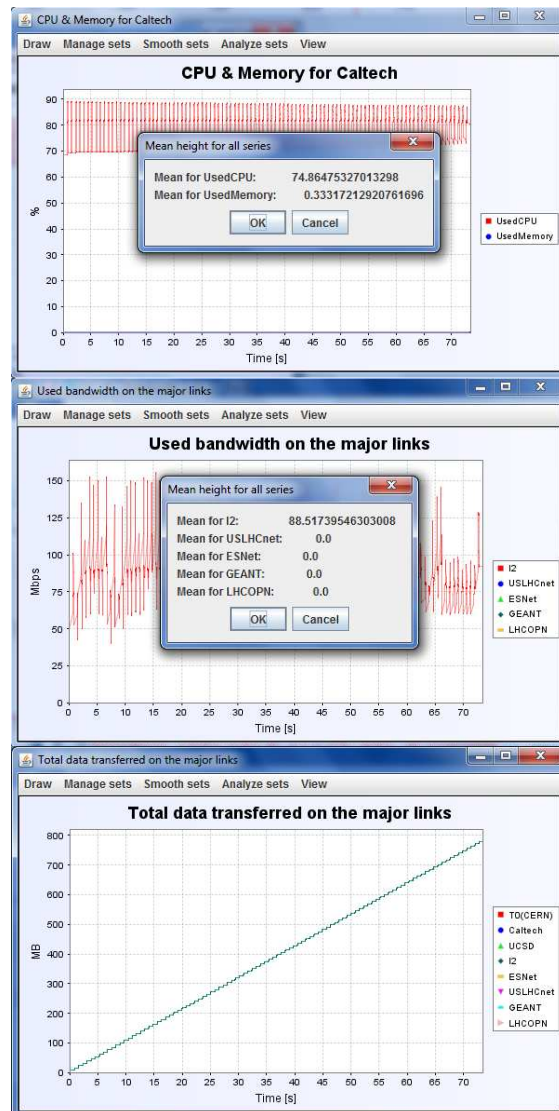


Fig. 4 Validation results showing the average CPU load at Caltech, the throughput, and the total data transferred

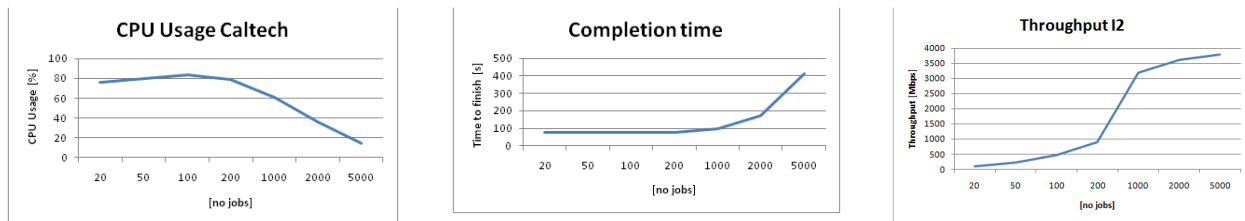


Fig. 5 Results showing the relation between the database saturation and the effect on the processor (left), time to finish (center), and throughput on the Internet 2 (right)

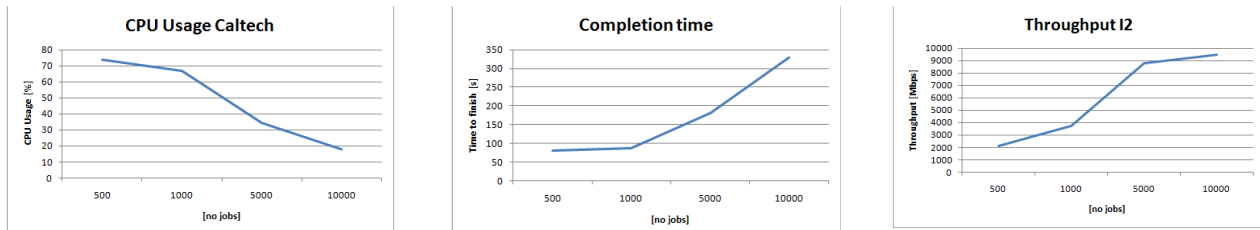


Fig. 6 Results showing the relation between the network saturation and the effect on the processor (left), time to finish (center), and throughput on the Internet2 (right)

We continued with experiments by gradually increasing the number of jobs running concurrently within Caltech. The other parameters were kept constant. We were interested in the capability of the database server at UCSD to handle the large number of requests. As we increased the number of jobs, the load on the database also increased, up to a point where the delays started to affect the performance of the jobs. For example, Figure 5 (left) shows the results for the CPU usage obtained in these experiments. The horizontal axis represents the number of concurrent jobs being used in the experiment. On the vertical axis the values represent the average CPU usage registered at Caltech. In the beginning, as more jobs run and process events concurrently, the CPU usage increases as expected. At around 100 jobs the database reaches an internal bottleneck and starts serving events slower. Starting this point the time needed for the events to be transferred locally increases, so the overall CPU usage decreases. The results are also observed in the time needed to complete the simulation increases as more jobs rush concurrently to get the data from the database server at UCSD.

We next continued evaluating the network conditions. These experiments involved 10 databases located at UCSD, all capable to serve the events. This relieves the load on the database servers. But, as expected, in this case the network capacity becomes the limit. We executed a series of experiments by varying the number of concurrent jobs. The results in Figure 6 show the relation between the network saturation and the effect on the CPU usage, completion time and the throughput on the Internet 2 link. As the time to transfer an event increases with each experiment, due to the network link becoming a bottleneck, the CPU usage decreases. These results are sustained also by the completion and throughput values (center and right).

A comparison between the first series of experiments and the second one, for the same case of 5000 concurrent jobs running at Caltech and requesting events from the database(s) at UCSD, is presented in Figure 7. In the third series of

experiments we evaluated different solutions to distribute the events. In these experiments the jobs run at Caltech and transfer events from three external regional centers (FNAL, CERN and UCSD) before processing them. In the first experiments we considered a uniform distribution of events. For that each job requests a uniform event identifier normally distributed over the three considered centers. In the second case we considered three distinct sets of jobs that take data only from one distinct regional center from the three considered.

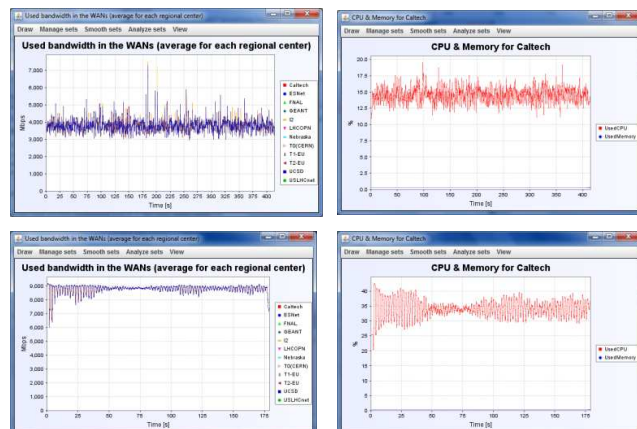


Fig. 7 Results obtained in the first series of experiments (up) and the second one (down)

A comparison of the results obtained in these cases, for the throughput, is presented in Figure 8., Figure 9 shows the results presented 10000 jobs 100 events.

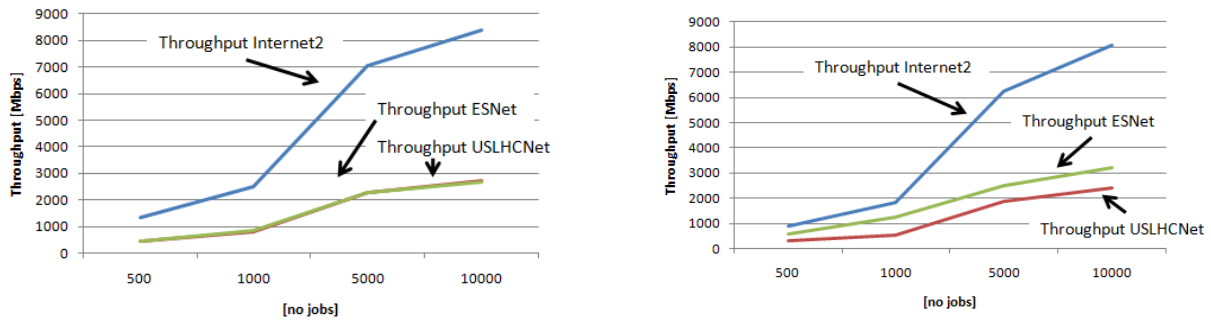


Fig. 8 Results obtained for the throughput in case of uniform (left) and non-uniform (right) distributions

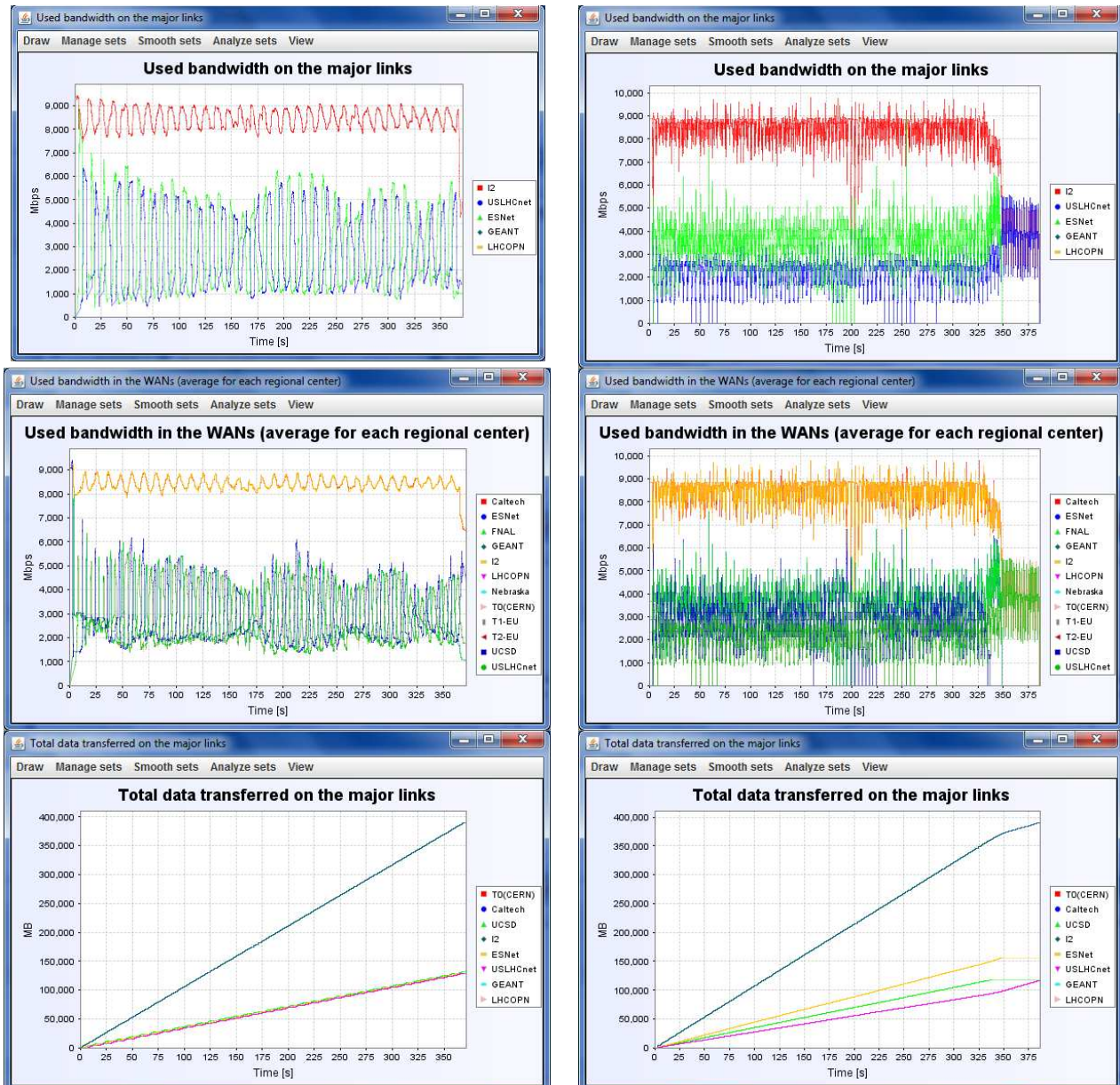


Fig. 9 Comparison between experiments using uniform (left) and non-uniform (right) distributions of events

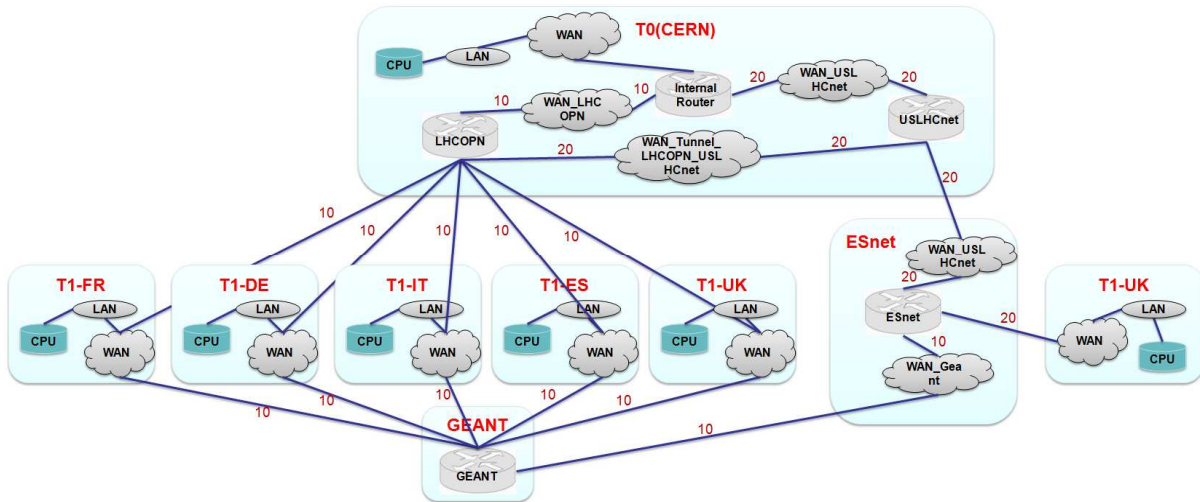


Fig. 10 The configuration used in the CMS modeling experiments

IV. A SIMULATION STUDY FOR T0/T1 DATA REPLICATION & PRODUCTION ACTIVITIES

After the validation of the model we proceeded with the translation of the topology presented in Figure 2. The end-result simulation model is presented in Figure 10. It uses the entities available within the MONARC simulator.

The values on the links represent the available bandwidth (in Gbps). For a better representation, this topology was simplified and the Tier2 centers were purposely ignored. Using this topology we simulated a number of Activities specific for Physics Data Production, as follows.

A. RAW Data Replication

From the experiment we assumed a mean rate of recording raw data equal to 200 MB/s. This information is stored in 2GB (normal distributed with 10% sd) data files. These files are replicated in a round robin manner to all 6 T1 regional centers. (The first file is sent to T1-FR, the second to T1-DE...).

B. Production and DST Distribution

At T0 all raw data are processed and DST files are generated. The DST files are 10 times smaller in size than the RAW files. We considered again a normal distribution (sd 10%). The DST files created at T0 are sent to all T1 centers.

C. Re-Production and New DST Distribution

After a certain time the RAW data in each T1 center is re-processed and new DST data is created. Each T1 center will reprocesses 1/6 of the RAW data. The DST data generated at each regional center are sent to all others.

We evaluated all three activities (RAW Data Replication, Production and DST distribution and Re-production and new DST distribution) running in parallel. The conditions are the same, as illustrated in Figure 2, for the links connecting the Regional Centers. We first executed a series of experiments for calibration. We considered a limited set of rounds to evaluate the correctness of the proposed experimental scenario.

D. RAW Data Replication

In this experiment we simulated the RAW Data Replication activity. This activity involves the creation of RAW Data files at T0 (CERN) regional center with a mean rate of 200 MB/s. The produced RAW data is stored in 2GB size data files (where this size is normally distributed with 10% sd) and then each of this file is replicated in a round robin way to all the six T1 regional centers. This means that the first file is sent to T1-FR, the second file is sent to T1-DE, etc. Also we considered that each WAN link has 10Gbps available bandwidth.

We first executed a calibration experiment, involving ten rounds of simulating the production of RAW data in T0 (CERN). The purpose was to evaluate the correctness of the experiment. For example, Figure 11 presents the results obtained for the number of active connections and how they vary as RAW data is sent to T1-FR, then to T1-DE, etc.

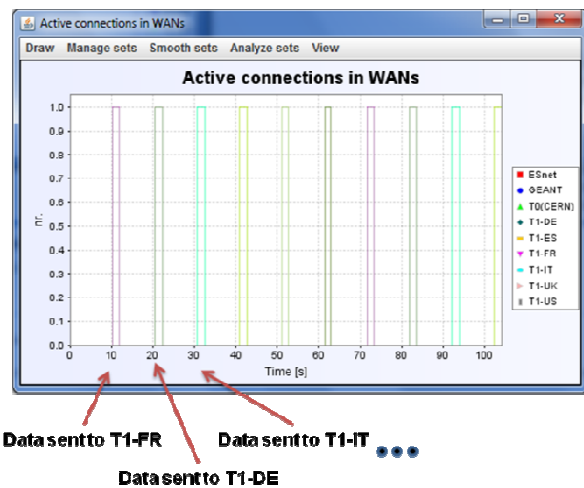


Fig. 11 The active connection in the calibration experiment

In the next series of experiments we envisioned again only the RAW data processing activity running for one day (24 hours). Figure 12 shows the results obtained in case of the

amount of data transferred on major links (CERN, T1-FR and T1-US). This parameter shows the quantity of data transferred through a given link from the beginning of the simulation until the present moment of time. As expected, in this case the same amount of data is transferred to all tiers involved in the experiment (such as T1-FR and T1-US). Figure 13 presents the distribution of the transfer time for the RAW data file in case of each Regional Center.

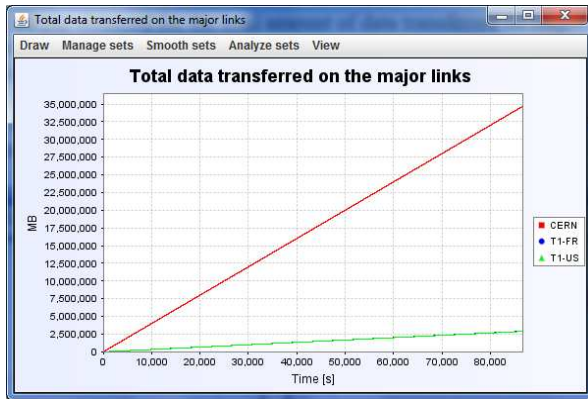


Fig. 12 The total amount of data transferred on the major links

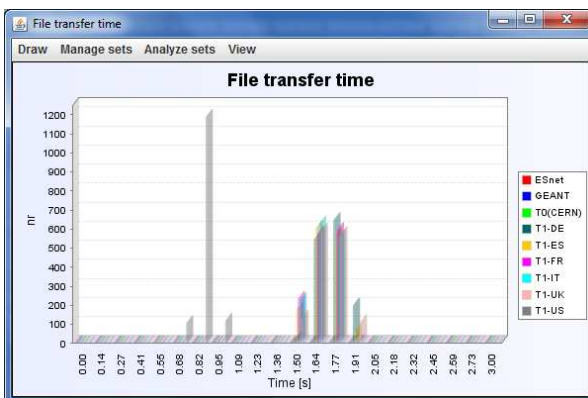


Fig. 13 The distribution of the transfer time for the RAW data file for each Regional Center

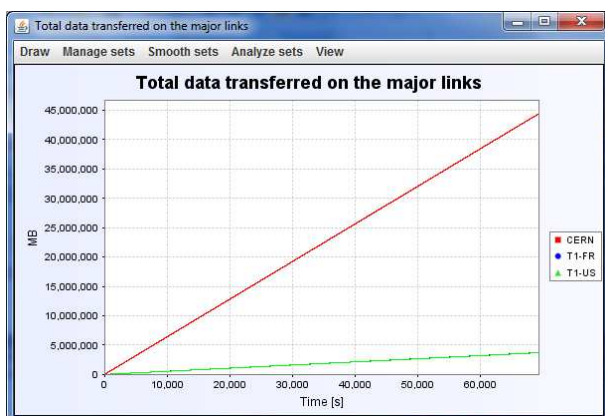


Fig. 14 The total amount of data transferred on the major links

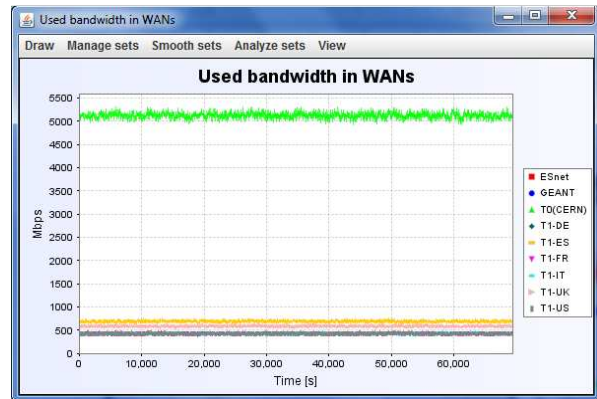


Fig. 15 The bandwidth used on the major links

E. RAW Data Replication Activity Followed by Production and DST Distribution

The second set of experiments involved the Production and DST Distribution activity. In this case, besides sending the RAW data as in the first experiments, DST files are produced at T0 (CERN) regional center from the recorded RAW data, which are then further distributed to all T1 regional centers.

Fig. 14 present the results for the total amount of data transferred on the major links in this test case. Figure 15 presents the results for the bandwidth used in the major networks.

F. RAW Data Replication Activity Followed by Production and DST Distribution Followed by Re-Production and New DST Distribution

After analyzing the results for the first two activities running concurrently we went further and simulated all the three activities (RAW Data Replication, Production and DST distribution and Re-production and new DST distribution) running in parallel.

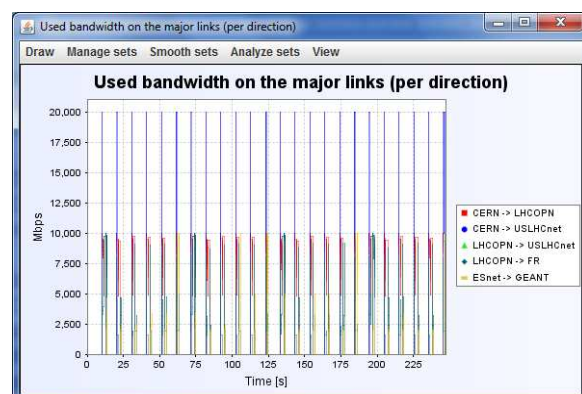


Fig. 16 The bandwidth used in the major networks

The conditions are the same, as illustrated in Figure 2, for the links connecting the Regional Centers. We first executed a series of experiments for calibration. We considered a limited set of rounds to evaluate the correctness of the proposed experimental scenario. Figure 16 shows the bandwidth usage on the major networks within the scenario. The network usage

occasionally fills the available networks. These conclusions are based on the results in Fig. 17.

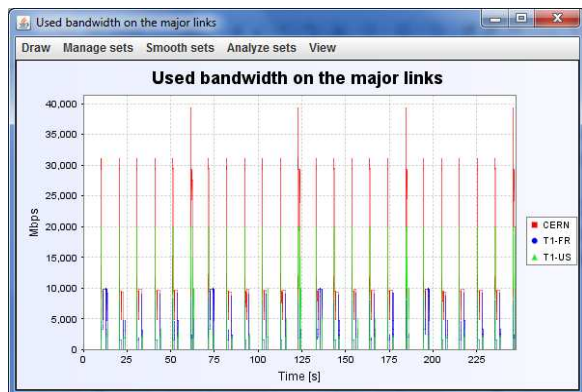


Fig. 17 The bandwidth used in the major links

V. CONCLUSION

Large scale distributed systems are currently progressing from operational infrastructures to environments providing many “modern” capabilities. As the LHC experiments are currently well underway physicists are interested in evaluating the capability of the currently deployed (networking and computational) resources to handle the large amount of data and processing requirements.

Simulation is an attractive alternative to evaluating such solutions. However, the evaluation of such complex simulations is hard to accomplish using existing simulators. Previous simulators were developed for particular classes of experiments. They do not present general models that allow the evaluation of replication in the wider context of different architectures encountered in case of distributed systems. The simulation instruments tend to narrow the range of simulation scenarios to specific subjects, such as scheduling or data replication.

In this paper we proposed a series of experiments designed to evaluate using MONARC the capabilities of the current real-world distributed infrastructures at CERN to sustain the LHC experiments. These experiments are designed to evaluate the existing physics analysis processes and the means by which the experiments bands together to meet the technical challenges posed by the storage, access and computing requirements of LHC data analysis within the CMS experiment. The results demonstrate the capability to correctly model solutions for large scale distributed systems.

ACKNOWLEDGMENT

The research presented in this paper is supported by national project: "TRANSYS – Models and Techniques for Traffic Optimizing in Urban Environments", Contract No. 4/28.07.2010, Project CNCSIS-PN-II-RU-PD ID: 238. The work has been co-funded by the Sectoral Operational Programme Human Resources Development 2007-2013 of the Romanian Ministry of Labour, Family and Social Protection through the Financial Agreement POSDRU/89/1.5/S/62557.

REFERENCES

- [1] Dobre, C. and C. Stratan. 2004. "MONARC Simulation Framework", in *Proc. of the 3rd Edition of RoEduNet International Conference*, Timisoara, Romania.
- [2] Dobre, C. and V. Cristea. 2007. "A Simulation Model for Large Scale Distributed Systems", in *Proc. of the 4th International Conference on Innovations in Information Technology*, Dubai, United Arab Emirates.
- [3] LHC Experiments, Official webpage, last accessed May 23, 2011, from <http://public.web.cern.ch/public/en/lhc/LHCExperiments-en.html>.
- [4] Legrand, I.C., C. Dobre, R. Voicu, C. Stratan, C. Cirstoiu, L. Musat. 2005. "A Simulation Study for T0/T1 Data Replication and Production Activities", in *Proc. of the 15th International Conference on Control Systems and Computer Science (CSCSI5)*, Ed. Politehnica Press, Bucharest, Romania, pp. 131-135.
- [5] Bonacorsi, D., and the CMS Collaboration. 2007. "The CMS Computing Model", In *Proc. of the 10th Topical Seminar on Innovative Particle and Radiation Detectors*, Nuclear Physics B - Proceedings Supplements, Vol. 172, pp. 53-56.
- [6] Casanova, H., A. Legrand, and M. Quinson. 2008. "SimGrid: a Generic Framework for Large-Scale Distributed Experimentations", in *Proc. of the 10th IEEE International Conference on Computer Modelling and Simulation (UKSIM/EUROSIM08)*, Cambridge, England.
- [7] Buyya, R., and M. Murshed. 2002. "GridSim: A Toolkit for the Modeling and Simulation of Distributed Resource Management and Scheduling for Grid Computing", *The Journal of Concurrency and Computation: Practice and Experience (CCPE)*, Vol. 14, pp. 1175-1220.
- [8] Cameron, D.G., R. Carvajal-Schiaffino, A.P. Millar, C. Nicholson, K. Stockinger, and F. Zini. 2003. "Evaluating Scheduling and Replica Optimisation Strategies in OptorSim", in *Proc. of the 4th international Workshop on Grid Computing*, IEEE Computer Society, Washington, DC, pp. 52.

Ciprian Dobre PhD, is lecturer with the Computer Science and Engineering Department of the University Politehnica of Bucharest. The main fields of expertise are Grid Computing, Monitoring and Control of Distributed Systems, Modeling and Simulation, Advanced Networking Architectures, Parallel and Distributed Algorithms. Ciprian Dobre is a member of the RoGRID (Romanian GRID) consortium and is involved in a number of national projects (CNCSIS, GridMOSI, MedioGRID, PEGAF) and international projects (MonALISA, MONARC, VINCI, VNSim, EGEE, SEE-GRID, EU-NCIT). His research activities were awarded with the Innovations in Networking Award for Experimental Applications in 2008 by the Corporation for Education Network Initiatives (CENIC).