

# Magnesium Borate Synthesis by Microwave Method Using $\text{MgCl}_2 \cdot 6\text{H}_2\text{O}$ and $\text{H}_3\text{BO}_3$

A. S. Kipcak, P. Gurses, K. Kunt, E. Moroydor Derun, and S. Piskin

**Abstract**—There are many kinds of metal borates found not only in nature but also synthesized in the laboratory such as magnesium borates. Due to its excellent properties, as remarkable ceramic materials, they have also application areas in anti-wear and friction reducing additives as well as electro-conductive treating agents. The synthesis of magnesium borate powders can be fulfilled simply with two different methods, hydrothermal and thermal synthesis. Microwave assisted method, also another way of producing magnesium borate, can be classified into thermal synthesis because of using the principles of solid state synthesis. It also contributes producing particles with small size and high purity in nano-size material synthesize. In this study the production of magnesium borates, are aimed using  $\text{MgCl}_2 \cdot 6\text{H}_2\text{O}$  and  $\text{H}_3\text{BO}_3$ . The identification of both starting materials and products were made by the equipments of, X-Ray Diffraction (XRD) and Fourier Transform Infrared Spectroscopy (FT-IR). After several synthesis steps magnesium borates were synthesized and characterized by XRD and FT-IR, as well.

**Keywords**—FT-IR, magnesium borates, microwave method, XRD.

## I. INTRODUCTION

BORON minerals are used in glass, cement and ceramic industry, irrigation, boron fibers, metallurgical industry, nuclear applications, aerospace and aviation due to boron's different characteristics [1]. On the other hand among the borates, magnesium borate is used in very wide range such as anti-wear additive [2], catalyst for the conversion of the hydrocarbons [3], production of superconducting materials, composition of detergents [4], preservative, and antiseptics [5], because it has the properties of corrosion resistance, high heat resistance, light weight [6]. Because magnesium borate has such different usage areas, in the recent years it became

attractive for the researchers to synthesize it at different conditions with different raw materials [7].

The synthesis of magnesium borate powders can take place in two different methods, hydrothermal and thermal synthesis [8]. Hydrothermal method includes the way of heating reactants in aqueous solutions at significant temperatures. The aqueous solution, commonly water, enables to function both as pressure transmitting medium and as a solvent [9]. On the other hand, thermal synthesis, also called solid state synthesis, is a method in which reaction occurs in high temperature furnace. Due to drawing correspondence with solid state synthesis, another way of producing magnesium borate, microwave assisted method, can take place in thermal synthesis.

In recent years, microwave processing has been studied deeply for synthesizing magnesium borate powders, because of the disadvantages of conventional methods, such as solid-state reactions at high temperatures [10], [11]. Apart from the possibility of decomposing of the product over time in the reaction vessel, the solid state method is quite slow. Microwave assisted synthesis; in contrast, achieves the rapid rise in temperature and uniform heating. This occurs through microwaves which interact with materials causing the energy transfer to the reactants [12], [13]. As mentioned, the microwave synthesis method offers several advantages as useful energy sources such as short period, faster reaction times, higher reaction yield and less energy consumption [14], [15].

In literature, [16] and [17] used magnesium and boron sources with different mole ratios in various times to produce magnesium borate powders through microwave assisted method. In both studies with different reaction parameters, samples were obtained in amorphous phase. In [18], magnesium borates were obtained by microwave synthesis method using the raw materials, magnesium oxide ( $\text{MgO}$ ) and boric acid ( $\text{H}_3\text{BO}_3$ ). The reaction parameters were selected as 270W microwave power, 1:4 ( $\text{MgO}:\text{H}_3\text{BO}_3$ ) molar ratio and 6, 8, 10, 12 minutes reaction times. From all characterization results, the synthesized magnesium borate at 8 minutes had the best results.

In this study; microwave assisted magnesium borate synthesis was achieved in both media with and without water. To be able to make this synthesis without water, calcination was used. In the literature, [19] calcined  $\text{MgCl}_2 \cdot 6\text{H}_2\text{O}$  in HCl atmosphere until  $203^\circ\text{C}$  and  $\text{MgCl}_2 \cdot \text{H}_2\text{O}$  was obtained. Reference [20] used magnesium chloride hexahydrate and

A. S. Kipcak, is with the Yildiz Technical University, Department of Chemical Engineering, Davutpasa Campus, 34210 Esenler, Istanbul, Turkey (phone: 0090-212-3834751; fax: 0090-212-3834725; e-mail: skipcak@yildiz.edu.tr, seyhunkipcak@gmail.com).

P. Gurses, is with the Yildiz Technical University, Department of Chemical Engineering, Davutpasa Campus, 34210 Esenler, Istanbul, Turkey (e-mail: pelingurses@gmail.com).

K. Kunt, is with the Yildiz Technical University, Department of Chemical Engineering, Davutpasa Campus, 34210 Esenler, Istanbul, Turkey (e-mail: kuntkubra@gmail.com).

E. Moroydor Derun, is with the Yildiz Technical University, Department of Chemical Engineering, Davutpasa Campus, 34210 Esenler, Istanbul, Turkey (e-mail: moroydor@yildiz.edu.tr, moroydor@gmail.com).

S. Piskin, is with the Yildiz Technical University, Department of Chemical Engineering, Davutpasa Campus, 34210 Esenler, Istanbul, Turkey (e-mail: piskin@yildiz.edu.tr).

ammonium chloride to be able to obtain  $\text{MgCl}_2 \cdot \text{H}_2\text{O}$  and calcined at  $700^\circ\text{C}$  ( $973\text{K}$ ) for 1 hour.

Taking all these literature studies into consideration, it was aimed to produce magnesium borate with microwave assisted synthesis. For this reason, magnesium chloride  $\text{MgCl}_2 \cdot 6\text{H}_2\text{O}$  and boric acid ( $\text{H}_3\text{BO}_3$ ) were used as raw materials with appropriate microwave power and various reaction times. After synthesis, X-ray diffraction (XRD) and Fourier Transform Infrared Spectroscopy (FT-IR) were applied to identify the obtained products with selected mole ratio.

## II. MATERIALS AND METHODS

### A. Raw Material Preparation and Characterization

Boric acid ( $\text{H}_3\text{BO}_3$ ) was supplied from the Eti Bank Bandirma Boron and Acid Plant in Balikesir, Turkey. Then it was crushed, grinded with agate mortar (Fig. 1 (a)) and sieved (Fig. 1 (b)) to a particle size below 75 microns.

The other raw material, magnesium chloride hexahydrate ( $\text{MgCl}_2 \cdot 6\text{H}_2\text{O}$ ), was provided from Sigma-Aldrich with 99.9% purity.



Fig. 1 (a) Grinding process, (b) Sieving process

Boric acid powders were subjected to X-Ray Diffraction (XRD) analysis; Philips PANalytical brand (Fig. 2) with  $\text{Cu-K}\alpha$  radiation at the parameters of 45kV and 40mA was used.



Fig. 2 Philips PANalytical XRD

Starting materials were also subjected to “Vibration Spectroscopy” in order to characterize the raw materials. Infrared spectra were recorded in the range  $650\text{--}1800\text{cm}^{-1}$ , with Perkin Elmer Spectrum One (Fig. 3) Fourier Transform Infrared Spectroscopy (FT-IR). During the analysis, universal ATR sampling accessory – Diamond/Zn was applied and scan number was determined as 4 and resolution set as  $4\text{cm}^{-1}$ .



Fig. 3 Perkin Elmer Spectrum One FT-IR

### B. Microwave Synthesis Using $\text{MgCl}_2 \cdot 6\text{H}_2\text{O}$ and $\text{H}_3\text{BO}_3$

So as to increase the reaction efficiency, the powder was pelletized with Manfredi OL 57 Pelletizing Machine showed in Fig. 4. After mixing the compounds homogenously in the ratio of 1:2 ( $\text{MgCl}_2 \cdot 6\text{H}_2\text{O}:\text{H}_3\text{BO}_3$ ), the samples are pressed at a pressure of 100bar in a couple of minutes.

Subsequently, the pellets were put into the microwave oven with the selected 270W microwave power for 2, 4, and 6 minutes, respectively.



Fig. 4 Manfredi OL 57 pelletizer

### C. Calcination of $\text{MgCl}_2 \cdot 6\text{H}_2\text{O}$

$\text{MgCl}_2 \cdot 6\text{H}_2\text{O}$  was calcined at  $250^\circ\text{C}$  for 4 hours with Protherm PLF 120/7 furnace which is shown in Fig. 5.



Fig. 5 Protherm furnace

### D. Microwave Synthesis Using $\text{MgCl}_2$ and $\text{H}_3\text{BO}_3$

In order to see the effect of the calcined magnesium chloride on the reaction yield, microwave assisted method was applied using  $\text{MgCl}_2$  and  $\text{H}_3\text{BO}_3$  in the ratio of 1:2 ( $\text{MgCl}_2:\text{H}_3\text{BO}_3$ ). The steps for the pelletization were repeated and reaction parameters were set as 270W microwave power

and 2, 4, 6 minutes, as well.

#### E. Microwave Synthesis Using $\text{MgCl}_2$ , $\text{H}_3\text{BO}_3$ and $\text{H}_2\text{O}$

$\text{H}_3\text{BO}_3$  and  $\text{MgCl}_2$  were taken with the Mg:B mole ratio of 1:4. 1mL of deionized water was added to  $\text{H}_3\text{BO}_3$  and then  $\text{MgCl}_2$  was added. This sample was put inside the microwave oven that's power was adjusted to 270Watt for 2, 4, 6, 8, 10 and 12 minutes, respectively.

After that, samples were taken from the microwave oven; these were washed with ethanol and then dried in the Ecocell oven at  $40^\circ\text{C}$ .

### III. RESULTS AND DISCUSSION

#### A. Raw Material Characterization Results

XRD results and pattern of magnesium chloride hexahydrate and boric acid were shown in Fig. 6 and Table I, respectively.

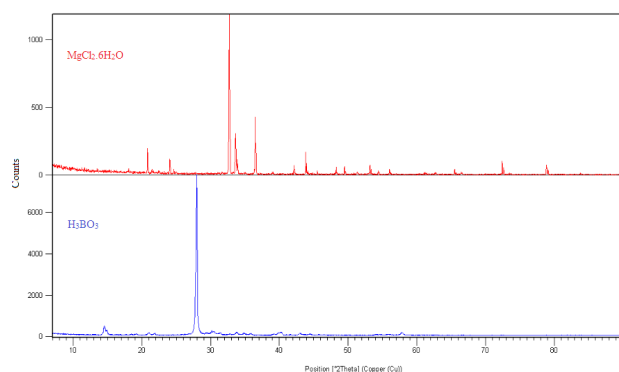


Fig. 6 XRD pattern of raw materials

TABLE I  
XRD RESULTS OF RAW MATERIALS

Reference Code	Raw Material	Mineral Name	Mineral Formula
01-077-1268	Magnesium chloride hexahydrate	Bischofite, syn	$\text{MgCl}_2 \cdot 6\text{H}_2\text{O}$
01-073-2158	Boric acid	Sassolite	$\text{H}_3\text{BO}_3$

According to the XRD results of the raw materials magnesium chloride hexahydrate ( $\text{MgCl}_2 \cdot 6\text{H}_2\text{O}$ ) was found with powder diffraction file (pdf) number of "01-077-1268". The "01-073-2158" pdf numbered boric acid represented the standard diffraction pattern of "Sassolite", as well.

FT-IR spectrums of the boric acid and magnesium chloride hexahydrate were shown in Fig. 7. From the FT-IR analysis, the spectrums were in good agreement with the scanned FT-IR ATR inorganic library and the results were given in Table II.

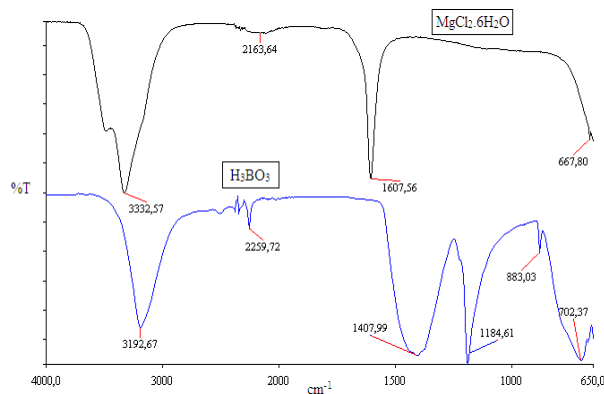


Fig. 7 FT-IR spectrums of the raw materials

TABLE II  
FT-IT ATR INORGANIC LIBRARY RESULTS

Score	Library Code	Mineral Name	Mineral Formula
0.704	AI0031	Boric acid	$\text{H}_3\text{BO}_3$
0.864	AI0084	Magnesium chloride hexahydrate	$\text{MgCl}_2 \cdot 6\text{H}_2\text{O}$

#### B. $\text{MgCl}_2 \cdot 6\text{H}_2\text{O}$ and $\text{H}_3\text{BO}_3$ Microwave Synthesis Results

XRD patterns and results of the first synthesis were shown in Fig. 8.

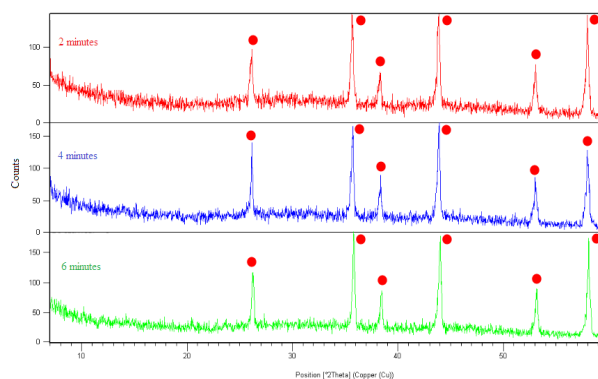


Fig. 8 XRD patterns of the first synthesized magnesium borates;  
● Corundum, syn

According to the XRD patterns, no magnesium borate powders were detected. The peaks represented contaminated Corundum powders ( $\text{Al}_2\text{O}_3$ ), which came from the alumina coated ceramic crucible, were used during the synthesis. Due to the adverse effect of coated ceramic crucible on the product, the next experiments were conducted with the watch glasses.

#### C. $\text{MgCl}_2 \cdot 6\text{H}_2\text{O}$ Calcination Results

Four different forms can be obviously seen by examining the XRD results. As expected after the calcination process, magnesium chloride was appeared in two varied form with the powder diffraction file number of "01-074-0521" and "01-072-1517". Apart from dehydrated magnesium chloride, crystal structured hydrated forms were observed, as well. Yet, correspondingly to the literature, it can be also seen that the total conversion of  $\text{MgCl}_2 \cdot 6\text{H}_2\text{O}$  to  $\text{MgCl}_2$  was not occurred

[21], [22]. Detailed identification results are shown in Fig. 9 and Table III, respectively.

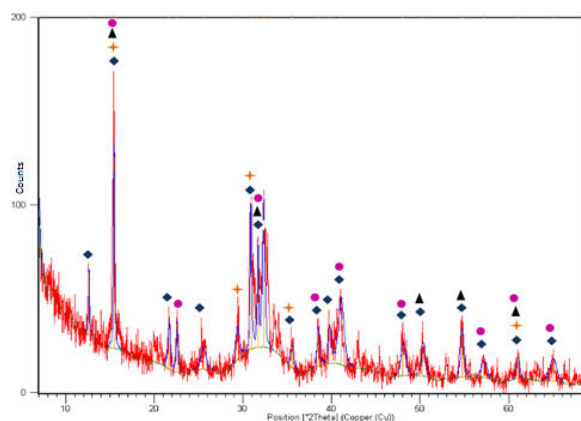


Fig. 9 XRD patterns of the calcined magnesium chloride

TABLE III  
XRD RESULTS OF CALCINED MAGNESIUM CHLORIDE

Reference Code	Mineral Name	Formula	Symbol
01-074-0521	Magnesium Chloride	MgCl <sub>2</sub>	★
01-072-1517	Magnesium Chloride	MgCl <sub>2</sub>	▲
00-053-0260	Magnesium Chloride Hydrate	MgCl <sub>2</sub> ·H <sub>2</sub> O	◆
00-011-0328	Magnesium Chloride Hydroxide	Mg(OH)Cl	●

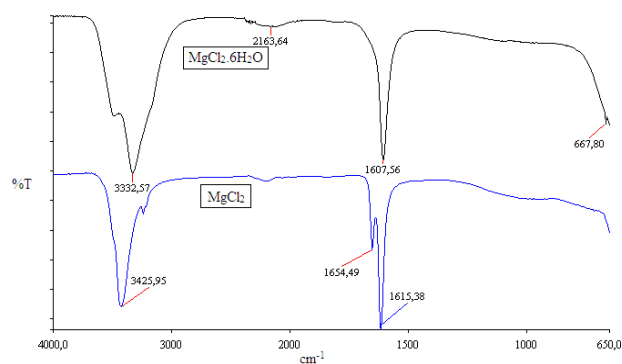


Fig. 10 FT-IR spectra of magnesium chloride hexahydrate and calcined magnesium chloride

According to the FT-IR spectrum results in Fig. 10, it can be obviously seen that the peaks of [OH]<sup>-</sup> were formed and were not completely disappeared. With this analysis, FT-IR spectrums corroborate the results of XRD patterns.

#### *D. MgCl<sub>2</sub> and H<sub>3</sub>BO<sub>3</sub> Microwave Synthesis Results*

According to the XRD results shown in Fig. 11 and Table IV, respectively, it was observed that the synthesized products were formed in amorphous-based. Although the pattern consisted of a number of peaks which belong to Mcallisterite minerals with pdf number of “01-070-1902”, exact structure of magnesium borate powders were not formed.

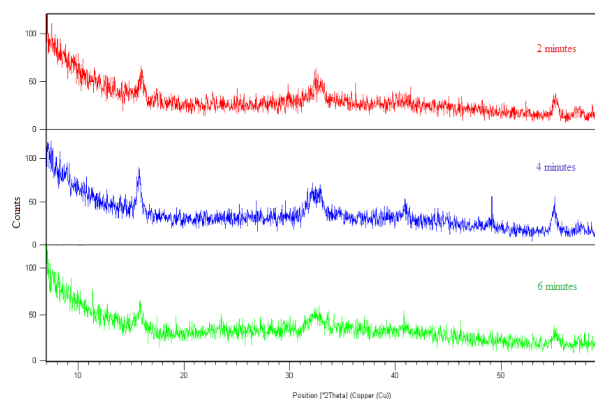


Fig. 11 XRD patterns of the second synthesized magnesium borates

TABLE IV  
XRD RESULTS OF THE SECOND SYNTHESIZED PRODUCTS

Time (min)	Reference Code	Mineral Name	Mineral Formula
2	01-070-1902	Mcallisterite	Mg <sub>2</sub> (B <sub>3</sub> O <sub>7</sub> (OH) <sub>6</sub> ) <sub>2</sub> ·9H <sub>2</sub> O
4	01-070-1902	Mcallisterite	Mg <sub>2</sub> (B <sub>3</sub> O <sub>7</sub> (OH) <sub>6</sub> ) <sub>2</sub> ·9H <sub>2</sub> O
6	01-070-1902	Mcallisterite	Mg <sub>2</sub> (B <sub>3</sub> O <sub>7</sub> (OH) <sub>6</sub> ) <sub>2</sub> ·9H <sub>2</sub> O

FT-IR spectrums and peak list of the vibration spectroscopy results are shown in Fig. 12 and Table V, respectively.

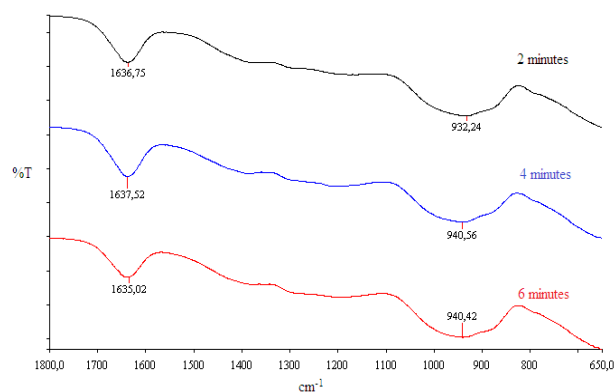


Fig. 12 FT-IR spectra of the second synthesized magnesium borates

TABLE V  
PEAK LIST OF FT-IR RESULTS

Peak	2 min	4 min	6 min	Peak Interpretation
Peak 1	1636.75	1637.52	1635.02	δ (H-O-H)
Peak 2	932.24	940.56	940.42	ν <sub>s</sub> (B <sub>3</sub> )–O)

FT-IR spectrums of the synthesized samples were assigned referring to the literature [23], [24]. Peak 1, between band values 1637.52 and 1635.02cm<sup>-1</sup> can be assumed as H-O-H bending mode. The wide band range between 940.56 and 932.24cm<sup>-1</sup> is assigned as symmetric stretching of B<sub>(3)</sub>-O.

*E. MgCl<sub>2</sub>, H<sub>3</sub>BO<sub>3</sub> and H<sub>2</sub>O Microwave Synthesis Results*

XRD patterns of the third synthesized products and accurate results are given in Fig. 13 and Table VI, respectively.

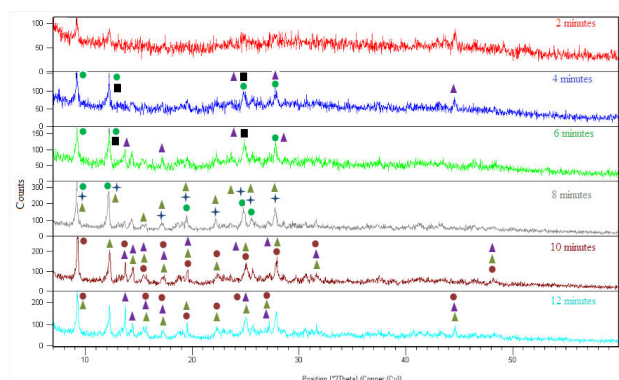


Fig. 13 XRD patterns of the third synthesized magnesium borates

TABLE VI  
XRD RESULTS OF THE THIRD SYNTHESIZED MAGNESIUM BORATES

Time (min)	Reference Code	Mineral Name	Mineral Formula	Symbol
2	-	-	-	-
4	00-019-0754	MgBH	Mg <sub>7</sub> B <sub>4</sub> O <sub>13</sub> ·7H <sub>2</sub> O	■
	01-071-2409	Aksaite	MgB <sub>6</sub> O <sub>7</sub> (OH) <sub>6</sub> ·2H <sub>2</sub> O	▲
	00-050-1637	Nepskoite	Mg <sub>4</sub> Cl(OH) <sub>7</sub> ·6H <sub>2</sub> O	●
6	00-019-0754	MgBH	Mg <sub>7</sub> B <sub>4</sub> O <sub>13</sub> ·7H <sub>2</sub> O	■
	01-071-2409	Aksaite	MgB <sub>6</sub> O <sub>7</sub> (OH) <sub>6</sub> ·2H <sub>2</sub> O	▲
	00-050-1637	Nepskoite	Mg <sub>4</sub> Cl(OH) <sub>7</sub> ·6H <sub>2</sub> O	●
8	01-076-0539	MgBH	MgO(B <sub>2</sub> O <sub>3</sub> ) <sub>3</sub> ·6H <sub>2</sub> O	◆
	01-076-0540	Admontite	MgO(B <sub>2</sub> O <sub>3</sub> ) <sub>3</sub> ·7H <sub>2</sub> O	◆
	00-050-1637	Nepskoite	Mg <sub>4</sub> Cl(OH) <sub>7</sub> ·6H <sub>2</sub> O	●
10	01-071-2409	Aksaite	MgB <sub>6</sub> O <sub>7</sub> (OH) <sub>6</sub> ·2H <sub>2</sub> O	▲
	01-076-0540	Admontite	MgO(B <sub>2</sub> O <sub>3</sub> ) <sub>3</sub> ·7H <sub>2</sub> O	◆
	01-071-1681	Hungchaoite	MgB <sub>4</sub> O <sub>5</sub> (OH) <sub>4</sub> ·7H <sub>2</sub> O	●
12	01-071-2409	Aksaite	MgB <sub>6</sub> O <sub>7</sub> (OH) <sub>6</sub> ·2H <sub>2</sub> O	▲
	01-076-0540	Admontite	MgO(B <sub>2</sub> O <sub>3</sub> ) <sub>3</sub> ·7H <sub>2</sub> O	◆
	01-071-1681	Hungchaoite	MgB <sub>4</sub> O <sub>5</sub> (OH) <sub>4</sub> ·7H <sub>2</sub> O	●

Magnesium borate hydrate: MgBH

As it can be seen from the patterns and results, no crystal structure has been formed at 2 minutes. Up to the reaction time of 8 minutes, Nepskoite mineral was monitored due to the existence of H<sub>2</sub>O, which was added before the reaction. Formation of the minerals began at 8 minutes and continued significantly up to 12 minutes of reaction time. Comparing the intensification of the observed peaks, it can be monitored that, the best formation occurred at 10 minutes.

FT-IR spectrums and peak list of the third synthesized magnesium borates are given in Table VII and Fig. 14, respectively.

TABLE VII  
PEAK LIST OF FT-IR RESULTS

No	2 min	4 min	6 min	8 min	10 min	12 min	Peak Interpretation
1	809	808	807	808	806	804	$\nu_s(B_{(4)}-O)$
2	868	867	858	868	848	844	$\nu_s(B_{(3)}-O)$
3	-	-	-	-	913	913	$\nu_s(B_{(3)}-O)$
4	-	956	960	961	961	959	$\nu_s(B_{(3)}-O)$
5	995	1006	1033	1033	1084	1080	$\nu_{as}(B_{(4)}-O)$
6	-	-	-	-	1234	1233	$\delta(B-O-H)$

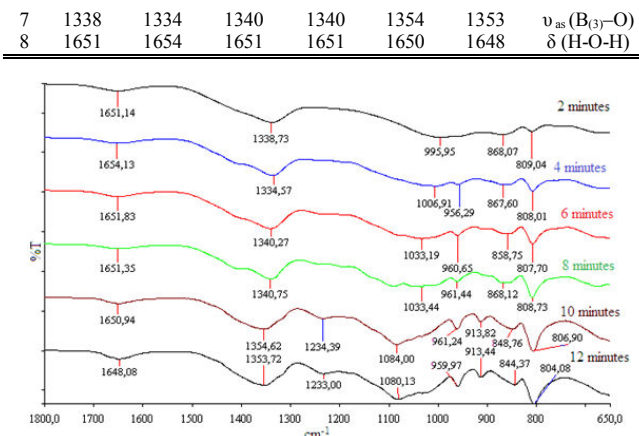


Fig. 14 FT-IR spectrums of the third synthesized magnesium borates

According to the Fig. 14, the band between 809 and 804 cm<sup>-1</sup> is the symmetric stretching of B<sub>(4)</sub>-O. Peak 2, 3, and 4 are assigned as the symmetric stretching of B<sub>(3)</sub>-O. The wide band range between 1084 and 995 cm<sup>-1</sup> might be the asymmetric stretching of B<sub>(4)</sub>-O. The band between 1234 and 1233 cm<sup>-1</sup>, corresponding to peak 6, is the in-plane bending of B-O-H. Peak 7 band value varies between 1353 and 1334 cm<sup>-1</sup> and this band range indicates the asymmetric stretching of B<sub>(3)</sub>-O. Last but not least, peak 8 is assigned to the H-O-H bending mode, which is indicative that the compound consists of crystal water.

From the FT-IR analysis results of the synthesized magnesium borates in this experiment compare with the ones in literature and shows the characteristic magnesium borate hydrate peaks [24], [25], [26].

#### IV. CONCLUSIONS

With the aim of synthesizing magnesium borate powders, microwave assisted method was applied in this study. For this purpose, the experiments were conducted step by step, basically changing the raw material, mole ratio of the starting materials and reaction time. Microwave power was always set to 270W, though.

The results of the experiments were analyzed and found that no formation occurred with the raw materials of MgCl<sub>2</sub>·6H<sub>2</sub>O and H<sub>3</sub>BO<sub>3</sub>. After that, calcination process was carried out in order to analyze the effect of itself on the yield of magnesium borate production. Nevertheless, accurate results were also not monitored by using the calcined magnesium borate. In the third step, H<sub>2</sub>O was added to the calcined magnesium borate and H<sub>3</sub>BO<sub>3</sub> mixture. The given results of this experiment showed that the crystal structure was formed after 4 minutes of reaction time. The optimum experimental result was monitored at 10 minutes, though.

It could be seen that, microwave method is an effective and optional way to obtain magnesium borate powders. Needles to say, it will be enhanced with further experiments.

#### REFERENCES

- [1] <http://www.boren.gov.tr/icerik.php?id=30> (retrieved on 15.03.2013)



- [2] W. Zhu, X. Zhang, L. Xiang, S. Zhu, "Hydrothermal Formation of the Head-to-Head Coalesced Szaibelyite  $\text{MgBO}_2(\text{OH})$  Nanowires", *Nanoscale Research Letters*, 4:724-731, 2009.
- [3] S. Li, D. Xu, H. Shen, J. Zhou, Y. Fan, "Synthesis and Raman Properties of Magnesium Borate Micro/Nanorods", *Materials Research Bulletin* 3650-3653, 2012.
- [4] A. S. Kipcak, F. T. Senberber, E. Moroydor Derun, S. Piskin, "Evaluation of the Magnesium Wastes with Boron Oxide in Magnesium Borate Synthesis", *World Academy of Science, Engineering and Technology*, pp. 1074-1078, 2012.
- [5] M. Körük, I. Girgin, "Synthesis of Magnesium Borates Using Sodium Borate and Magnesium Sulfate", *Journal of Non-Crystalline Solids* 355, pp. 965-969, 2009.
- [6] L. Dou, J. Zhong, H. Wang, "Preparation and Characterization of Magnesium Borate for Special Glass", *Physica Scripta T139* 014010, 2010.
- [7] E. Moroydor Derun, A. S. Kipcak, E. Gurel, S. Piskin, "Microwave Assited Solid-State Synthesis of Magnesium Borate Hydrates at 270 W", *World Academy of Science, Engineering and Technology*, pp. 1643-1647, 2012.
- [8] A. S. Kipcak, F. T. Senberber, E. Moroydor Derun, S. Piskin, "Hydrothermal Synthesis of Magnesium Borate Hydrates from  $\text{MgO}$  and  $\text{H}_3\text{BO}_3$  at  $80^\circ\text{C}$ ", *Research Bulletin of the Australian Institute of High Energetic Materials*, vol. 1, pp. 47-55, 2011.
- [9] W. Zhu, L. Xiang, Q. Zhang, X. Zhang, L. Hu, S. Zhu, "Morphology preservation and cristallinity improvement in the thermal conversion of the hydrothermal synthesized  $\text{MgBO}_2(\text{OH})$  nanowhiskers to  $\text{Mg}_2\text{B}_2\text{O}_5$  nanowhiskers", *Journal of Crystal Growth*, vol. 310, pp. 4262-4267, 2008
- [10] H. Lee, K. Kim, M. Park, W. Kang, "Microwave-assisted Sintering of Amorphous Powders", *Journal of the Korean Ceramic Society*, vol. 48, pp. 14-19, 2011.
- [11] A. Baykal, A. Evren, "Hydrothermal and Microwave-Assited Synthesis of Boroarsenate,  $\text{BaSO}_4$ ", *Türk J Chem*, vol. 30, pp. 723-730 2006.
- [12] F. Mawandadi, A. Pilotti, "The impact of microwave-assisted organic synthesis in drug discovery", *DDT*, vol. 11, no. 3/4, 2006.
- [13] B. L. Hayes, "Recent Advances in Microwave-Assisted Synthesis", *Aldrichimica ACTA*, vol. 37, no.2, 2004.
- [14] F. Demiral Kurtulus, H. Güler, "Bazı metal içeren boratlı ve borfosfatlı bileşiklerin katı-hal yöntemleriyle sentezlenmesi", *BAÜ Fen Bil. Enst. Derg.*, vol 5.1, 2003.
- [15] A. Ajavakoma, S. Supsvetsonb, A. Sombooth, M. Sukwattanasinitta, "Products from microwave and ultrasonic wave assisted acid hydrolysis of chitin", *Carbohydrate Polymer*, vol. 90, pp. 73-77, 2012.
- [16] E. Ay, "Magnezyum Boratlı Bileşiklerin Katı-Hal Kimyasal Yöntemlerle Sentezlenmesi ve Karakterizasyon Çalışmaları", *Balıkesir Üniversitesi, İnstitute of Science, Balıkesir*, 2006.
- [17] H. Güler, F. Kurtulus, E. Ay, G. Celik, I. Dogan, " $\text{Mg}_2\text{B}_2\text{O}_5$  ve  $\text{Mg}_3(\text{BO}_3)_2$  Bileşiklerinin Katı-Hal ve Mikrodalga Yöntemle Sentezleri ve Karakterizasyon Çalışmaları", *IV. International Boron Symposium*, Eskisehir, September, 2009.
- [18] E. Moroydor Derun, A. S. Kipcak, E. Gurel, S. Piskin, "Microwave Assited Solid-State Synthesis of Magnesium Borate Hydrates at 270 W", *ICCE 2012: International Conference on Chemical Engineering*, Paris, November 2012.
- [19] Q. Huang, G. Lu, J. Wang, J. Yu, "Thermal Decomposition Mechanisms of  $\text{MgCl}_2 \cdot 6\text{H}_2\text{O}$  and  $\text{MgCl}_2 \cdot \text{H}_2\text{O}$ ", *Journal of Analytical and Applied Pyrolysis* 91, pp. 159-164, 2011.
- [20] Z. Zhang, X. Lu, F. Pan, Y. Wang, S. Yang, "Preparation of Anhydrous Magnesium Chloride from Magnesium Chloride Hexahydrate", *The Minerals, Metals and Materials Society and ASM International*, vol. 44-B, pp. 354-358, 2013.
- [21] H. C. Eoma, H. Park, H. S. Yoon, "Preparation of anhydrous magnesium chloride from ammonium magnesium chloride hexahydrate", *Advanced Powder Technology*, vol. 21, pp. 125-130, 2010.
- [22] V. M. van Essen, G. J. Cot Gores, L. P. J. Bleijendaal, H. A. Zondag, R. Schuitema, W. G. J. van Helden, "Characterization of salt hydrates for compact seasonal thermochemical storage".
- [23] L. Zhihong, H. Mancheng, "New synthetic method and thermochemistry of szaibelyite", *Thermochimica Acta*, vol. 411, pp. 27-29, 2004.
- [24] L. Zhihong, H. Mancheng, "Synthesis and thermochemistry of  $\text{MgO} \cdot 3\text{B}_2\text{O}_3 \cdot 3.5\text{H}_2\text{O}$ ", *Thermochimica Acta*, vol. 403, pp. 181-184, 2003.

- [25] J. Yongzhong, G. Shiyang, X. Shuping, L. Jun, "FT-IR spectroscopy of supersaturated aqueous solutions of magnesium borate", *Spectrochimica Acta Part A*, vol. 56, pp. 1291-1297, 2000
- [26] L. Zhihong, H. Mancheng, "Synthesis, characterization and thermochemistry of a new form of  $2\text{MgO} \cdot 3\text{B}_2\text{O}_3 \cdot 17\text{H}_2\text{O}$ ", *Thermochimica Acta*, vol. 412, pp. 215-218, 2004.



**Azmi Seyhun Kipcak** was graduated from Department of Chemical Engineering in Ege University in 2002. After completing the university studies he graduated from Bilgi University from the department of Master of Business Administration in 2004. He worked in Kultur University from 2003 to 2007 as a research assistant then he transferred to Yildiz Technical University at 2008, where he started his M.Sc. studies about Chemical Engineering in 2006. He completed his M.Sc. and Ph.D. studies at Yildiz Technical University in 2009 and 2013, respectively. He studied on neutron shielding with boron minerals and the characterization of boron minerals by using XRD, XRF, FT-IR, Raman, DTA/TG, DSC and ICP-OES at the M.Sc. studies and studied on the synthesis of magnesium borates from different raw materials and wastes at the Ph.D. Also he is improving the neutron shielding studies with the synthesized materials and working on the element analysis of Turkish Teas and Coffees. Another research field about the studies he is working is the zinc borate synthesis.



**Pelin Gurses** was born in Istanbul in 1988. Gurses graduated B.Sc. in Chemical Eng. Department at Yildiz Technical University, Istanbul, in 2011. She is currently continuing M.Sc. education at the same university. Gurses is interested in synthesis and characterization of magnesium borate minerals and derivatives. She is working as a Product Development Engineer at Mercedes Benz Türk Bus Plant, as well.



**Kubra Kunt** was born in Istanbul in 1991. Kunt was graduated from Prof. Faik Somer Anatolian High School, Istanbul, in 2009. She is currently continuing B. Sc. in Chemical Engineering Department at Yildiz Technical University



**Emek Moroydor Derun** was born in Istanbul in 1976. Moroydor Derun was graduated from B.Sc. in 1998, M.Sc. in 2000 and Ph. D. in 2005 from Chemical Engineering Department at Yildiz Technical University, Istanbul. Her research interest is in the area of waste management, lightweight concrete, semi conductive materials and boron technology. She has many articles and studies in international and national conference proceedings and articles.



**Sabriye Piskin** graduated from Istanbul Technical University on Chemical Engineering with M.Sc. degree in 1974. She completed a Ph.D. degree at the same department in 1983. Her research interests include boron minerals and compounds, hydrogen storage technologies, fuel cell applications, materials characterization, coal, waste management, corrosion, implants and synthetic materials production.