

# Investigation of Utilization Possibility of Fluid Gas Desulfurization Waste for Industrial Waste Water Treatment

S. Kızıltas Demir, A. S. Kıpçak, E. Moroydor Derun, N. Tugrul, S. Piskin

**Abstract**—Flue gas desulfurization gypsum (FGD) is a waste material arise from coal power plants. Hydroxyapatite (HAP) is a biomaterial with porous structure. In this study, FGD gypsum which retrieved from coal power plant in Turkey was characterized and HAP particles which can be used as an adsorbent in wastewater treatment application were synthesized from the FGD gypsum. The raw materials are characterized by using X Ray Diffraction (XRD) and Fourier transform infrared spectroscopy (FT-IR) techniques and produced HAP are characterized by using XRD. As a result, HAP particles were synthesized at the molar ratio of 5:10, 5:15, 5:20, 5:24, at room temperature, in alkaline medium (pH=11) and in 1 hour-reaction time. Among these conditions, 5:20 had the best result.

**Keywords**—FGD wastes, HAP, gypsum, wastewater.

## I. INTRODUCTION

CONTINUOUSLY increase in the amount and formation of waste is the huge issue for all over the world. Solid waste storage and industrial waste waters are two of biggest problem for future of the world and natural sources [1]. The irregular storage of solid wastes and dumped in to rivers, seas directly bring a lot of environmental and health problems. In addition to environmental and health effects, evaluation of wastes is also important for economic aspects. Available recourses in the world are decreasing promptly and utilize wastes as a beginning material for production is coming in to prominence [2].

Flue gas desulfurization units in coal power plants are constituted on the purpose of decreasing of SO<sub>x</sub> emissions from the coal power plant to the air. In this unit, 95% of SO<sub>x</sub> emissions can be captured thereby converted to gypsum material which is called flue gas desulfurization gypsum [3]. Flue gas desulfurization (FGD) gypsum is a waste material produced from desulfurization of flue gases such SO<sub>2</sub> in power stations with really high amounts. FGD gypsum is a common waste which is generated from wet flue gas desulfurization unit of coal power plants which supply energy requirement a lot of countries such as Turkey [4]. The coal which is using in coal power plants contains up to 2.5% of sulfur. In one power station part of flue gas desulfurization unit, FGD gypsum is created up to 20 t/h FGD gypsum is composed mainly

CaSO<sub>4</sub>·2H<sub>2</sub>O and this structure allow to see the FGD gypsum as an Ca source for different application [3], [5]. The FGD gypsum is fine grained material with a low moisture content and high specific surface area [6]. Besides, the majority of FGD wastes are storage directly open or closed area and this kind of storage cause to not only air and soil pollution also groundwater pollution. Especially 80 countries on the world host huge amount of FGD gypsum. A little amount of it is utilized for road stabilization, cement industry or as a construction material or gypsum plasterboards [4], [7].

Hydroxyapatite (HAP) with the Ca<sub>10</sub>(PO<sub>4</sub>)<sub>6</sub>(OH)<sub>2</sub> composition is a biocompatible and bioactive material. It has chemically similar structure with bones and it has been used for bone tissue and ceramic implants. In addition, it can be used for sewage treatment, biosensor, and catalysis. At the same time some chemical properties of HAP such as specific surface area and porous structure enable to use for different application such as adsorption, removal heavy metals, treatment wastewaters [8], [9].

So many HAP production methods were explained in literature until today. Solid state reaction, co-precipitation, hydrothermal reaction, sol-gel synthesis, microemulsion synthesis and mechano-chemical synthesis methods can be used [10]. Not only chemical starting materials but also natural sources, by-products and wastes can be used for preparing HAP molecules. For instance, bio wastes such as food or agricultural residues, fish scales, dead animal bones, eggshells and corals provide a large area for deriving HAP particles. In addition to biological compounds, industrial wastes and by-products such as natural gypsum, phosphogypsum and flue gas desulfurization waste gypsum can be prefer to prepare HAP particles. Because these waste includes high amount of calcium required for synthesis [11], [12].

The treatment of industrial wastewaters occupies a place in wastewater issue because of its amount and hazardous effects. Especially, wastewaters from chemical, pharmaceutical, electro coating, petroleum, plastic, textile industries include high amount of heavy metals such as Cd, Cr, Cu, Ni, Zn, Pb [2]. Heavy metals can be absorbed by living organisms because they have got high solubility property. When heavy metals are absorbed by any living organisms, it takes a place in food chain and thus, large amount of concentrations of hazardous heavy metals accumulate in the human body and cause serious diseases and fatal results. In addition to direct impact for human body, accumulation of heavy metal in soil

S. Kızıltas Demir, A. S. Kıpçak, E. M. Derun, S. Piskin and N. Tugrul are with the Yildiz Technical University, Department of Chemical Engineering, Davutpasa Campus, 34210 Esenler, Istanbul, Turkey (e-mail: meralaly@yildiz.edu.tr, skipcak@yildiz.edu.tr, moroydor@yildiz.edu.tr, piskin@yildiz.edu.tr, ntugrul@yildiz.edu.tr).

causes soil pollution, effect plant and animals [13], [14].

Many methods can be used for cleaning wastewater and removal of heavy metals. Physical, chemical, biological, and advanced treatment methods are developed for this aim. Adsorption is a good option in these methods. Because it is low cost, effective, and easy way to removal, heavy metals and reuse treated wastewaters. A great number of materials can be used as an adsorbent in adsorption process such as active carbon, fly ash, silica gel, zeolites, metal oxides etc. In addition, hydroxyapatite is effective and common adsorbent with porous structure, specific surface properties, being a low cost material, lower solubility in a large range of pH and high efficiency for heavy metals loading [2].

In this study, the industrial waste material FGD gypsum which is low cost and common waste was used for synthesis of HAP thereby studying different ratios of raw materials and setting conditions. Raw materials were characterized by X-ray diffraction (XRD) and Fourier transforms infrared spectroscopy (FT-IR) techniques, and synthesized HAP particles were characterized by XRD. Synthesized HAP material was analyzed on the purpose of using heavy metal removal from the industrial wastewaters. Thus bring a solution possibility both solid and liquid waste issue is investigated.

## II. MATERIALS AND METHODS

### A. Raw Materials Preparation

FGD gypsum waste was supplied from Çayırhan Coal Power Plant, Ankara-Turkey (Fig. 1). Phosphoric acid (85%, Merck Chemicals) and ammonia solution (25%, Merck chemicals) was used without pretreatment for synthesis.



Fig. 1 FGD gypsum waste



Fig. 2 Agate Mortar

Waste FGD gypsum was washed with distilled water several times and was dried at 105°C during 24 hours. Afterwards, dried FGD gypsum was grinded by the help of

mortar (Fig. 2) to crush into powder and provide uniformity.

Philips PANalytical XRD (Fig. 3) was preferred for characterization step. In addition to XRD analysis, Perkin Elmer Brand FT-IR technique with Universal ATR sampling accessory – Diamond / ZnSe Crystal was used. Measurement range was selected as 4000–650 cm<sup>-1</sup>, scan number was 4 and resolution set as 4 cm<sup>-1</sup> (Fig. 4). Pure ammonia solution was added as an agent for the pH arrangement.



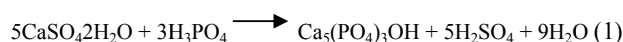
Fig. 3 Philips PANalytical XRD



Fig. 4 Perkin Elmer Spectrum One FT-IR Spectrometer

### B. Synthesis of HAP Particles

The simple method was used based on Mousa et al. [9]. Grinded FGD gypsum waste was mixed with distilled water when using vigorous stirring (500 rpm) at room temperature for enough time. Different mole ratios (10, 15, 20 and 24 mole) of phosphoric acid was added slowly. Mole ratios were specified based on the basic reaction which is given in (1). pH was arranged at 11 with ammonia solution. Reaction time was selected as 1 hour.



In the following step, solution was filtered using vacuum filtration and the resulted powder was dried at 80°C for 24 h.

### C. Characterization of Raw Materials and Products

FGD gypsum waste and synthesized HAP molecules were grinded using a mortar and powdered before the characterization process. Both the structure of FGD gypsum waste and produced HAP molecules were characterized by XRD (Philips PANalytical, Xpert-Pro). Furthermore, FT-IR equipment (Perkin Elmer, Spectrum One) was used to identify

the functional groups present in the products and waste material.

### III. RESULTS AND DISCUSSION

#### A. Raw Material Characterization

XRD analysis results of raw material were given Fig. 5 and Table I respectively.

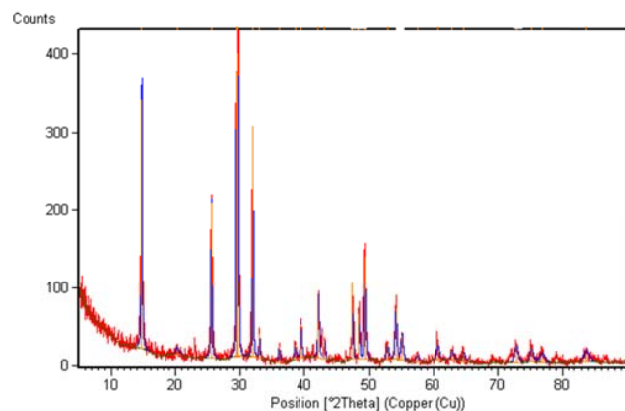


Fig. 5 XRD pattern of FGD gypsum waste

TABLE I  
XRD RESULTS OF RAW MATERIALS

Reference Code	Compound Name	Chemical Formula	Score
00-033-0310	Bassanite	CaSO <sub>4</sub> ·0.5H <sub>2</sub> O	75
00-001-0837	Calcite	CaCO <sub>3</sub>	49

From the waste FGD gypsum XRD pattern, the major peaks represents 00-033-0310 numbered powder diffraction file (pdf) bassanite (CaSO<sub>4</sub>·0.5H<sub>2</sub>O) also some calcite (CaCO<sub>3</sub>) minor peaks are observed with powder diffraction number of 00-001-0837. Additionally, a little amount of fly ash, carbon grains and anhydrite CaSO<sub>4</sub> are observed as trace compounds in line with previous studies [13], [15]. Also, it can be seen in Table I that waste raw material contains a large amount of calcite minerals beside bassanite. It is suitable with expectations because raw material was obtained from a desulfurization process using CaCO<sub>3</sub> for providing transform from SO<sub>x</sub> to CaSO<sub>4</sub>. Not only presence of bassanite but also calcite is appropriate provide a Ca source which required for synthesis.

FT-IR spectrum of the waste FGD gypsum is shown in Fig. 6 and FT-IR peak interpretations is given in Table II. The adsorption bands at 3604, 3547, 2162, 1618, 1427, 1134, 1106, 1082, 1006, 874 and 658 cm<sup>-1</sup> are observed. The bands at 3604 and 3547 cm<sup>-1</sup> belong to H<sub>2</sub>O stretching bands and OH

bending of bassanite. H<sub>2</sub>O bending modes can be seen at 1618 cm<sup>-1</sup>. Intensive peaks between at 1006 and 1134 cm<sup>-1</sup> explain the SO<sub>4</sub> vibration bands. The peak at 874 cm<sup>-1</sup> characterizes CO<sub>3</sub> groups. The final peak at 658 cm<sup>-1</sup> is the main characteristic peak of CaSO<sub>4</sub>.

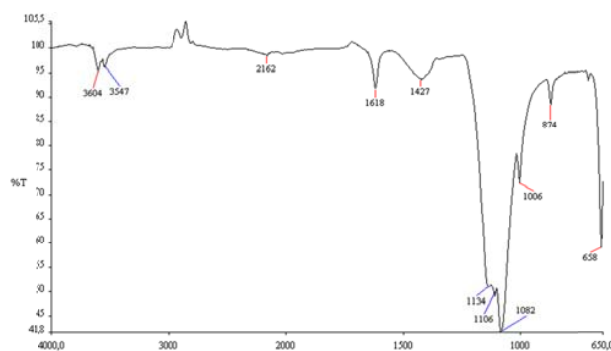


Fig. 6 FT-IR Spectrum of FGD gypsum waste

TABLE II  
FT-IR PEAK INTERPRETATIONS

Peaks (cm <sup>-1</sup> )	Peak Interpretation
3604	H-O-H stretching
3547	Bending OH
1618	Bending H-O-H
1006-1134	SO <sub>4</sub> asymmetric stretching
874	CO <sub>3</sub> stretching
658	Characteristic peak of CaSO <sub>4</sub>

#### B. Synthesized Hydroxyapatite (HAP) XRD Results

The basic reaction equation in given (1) was considered to production of HAP. However, this equation was adopted in keeping with raw materials XRD analysis result which indicates bassanite structure with 0.5 mole H<sub>2</sub>O.

XRD patterns of synthesized HAP molecules are shown in the Fig. 7. XRD results of synthesized HAP molecules are given by Table III. From the XRD results obtained it is seen that '00-001-1018' pdf numbered 'Hydroxyapatite' particles were found at all the reactions which includes different molar ratios. Peaks are observed between 2θ = 20° and 40° indicate to HAP structure. From the XRD patterns the major peaks represents hydroxyapatite particles. The highest hydroxyapatite formations were seen at the 5:20 molar ratio. The yield of reaction increases until the molar ratio 5:20 and reaches the highest level at the 5:20 molar ratio. After that, sharp decreasing and formation of CaSO<sub>4</sub> at 2θ = 20° can be seen easily.

TABLE III  
XRD RESULTS OF SYNTHESIZED HAP MOLECULES

Molar Ratio (CaSO <sub>4</sub> ·0.5H <sub>2</sub> O: H <sub>3</sub> PO <sub>4</sub> )	Reference code	Compound Name	Compound Formula	Score
5:10	00-001-1008	Hydroxyapatite	Ca <sub>10</sub> (PO <sub>4</sub> ) <sub>6</sub> (OH) <sub>2</sub>	38
5:15	00-001-1008	Hydroxyapatite	Ca <sub>10</sub> (PO <sub>4</sub> ) <sub>6</sub> (OH) <sub>2</sub>	45
5:20	00-001-1008	Hydroxyapatite	Ca <sub>10</sub> (PO <sub>4</sub> ) <sub>6</sub> (OH) <sub>2</sub>	50
5:24	00-001-1008	Hydroxyapatite	Ca <sub>10</sub> (PO <sub>4</sub> ) <sub>6</sub> (OH) <sub>2</sub>	27

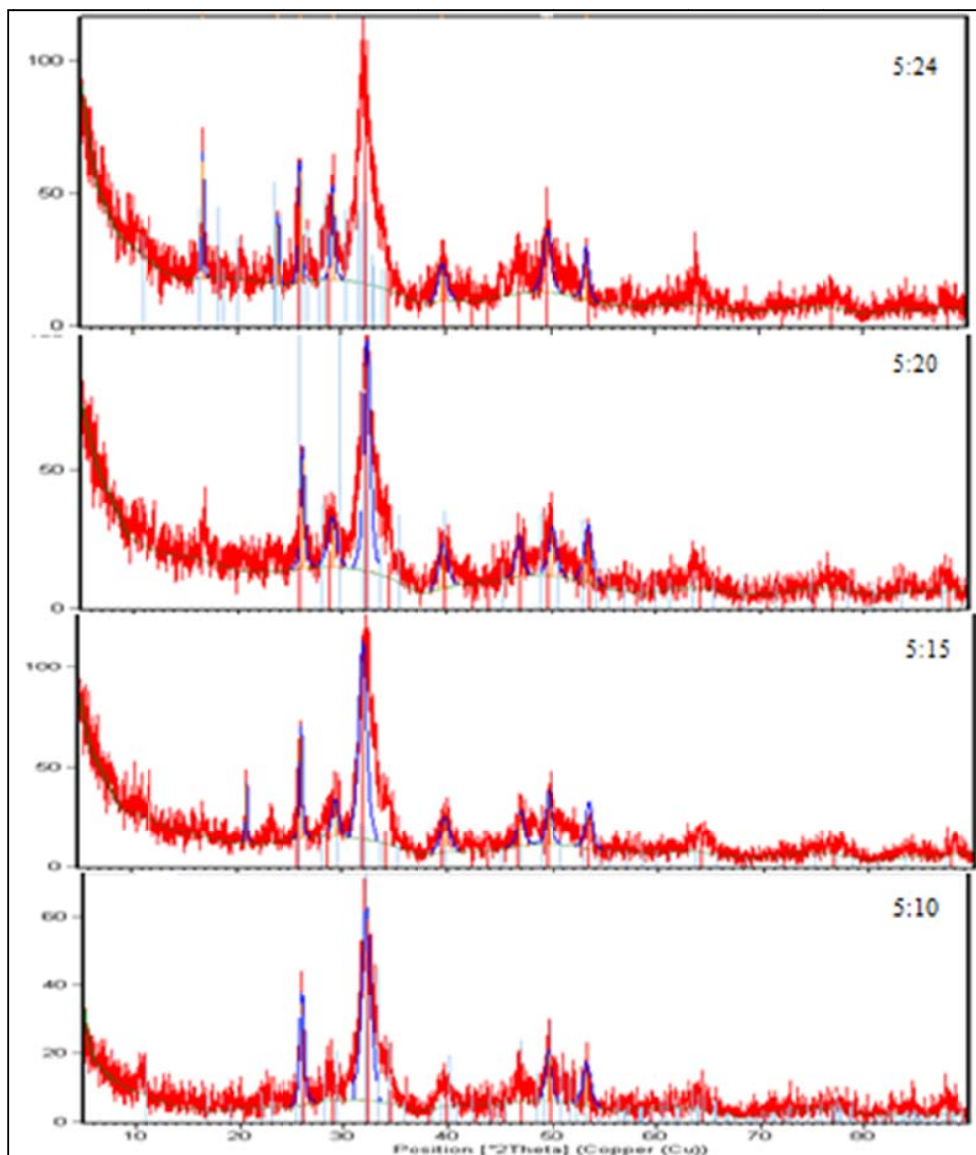


Fig.7 XRD patterns of synthesized HAP molecules

#### IV. CONCLUSION

Utilization of waste is an important issue depending on increasing industrial activities all over the world. In additionally, storage of wastes is another serious problem. The usage of wastes as a raw or beginning material provides a chance for decreasing cost of raw materials and energy. Also serious problems caused by high amount of waste and improper storage can be decreasing thereby using wastes. Therefore, in this study, flue gas desulfurization gypsum waste was used as a raw material in the production of hydroxyapatite particles. From the result of this study, it is seen that FGD gypsum waste can be used in the production of HAP at room temperature, 1 hour reaction time, under 500 rpm stirring and pH = 11. According to analysis results the reaction yield can be different based on different molar ratios. The optimum

molar ratio is determined as molar ratio of  $\text{CaSO}_4 \cdot 0.5\text{H}_2\text{O} : \text{H}_3\text{PO}_4$  5:20. At the future studies, reaction time and temperature changes will be search in the synthesis of HAP. Then, heavy metal adsorption from wastewaters using synthesis HAP will be investigated.

#### REFERENCES

- [1] E. Moroydor Derun, A. S. Kipcak, A. Kaplan, and S. Piskin, "Magnesium Waste Evaluation in Moderate Temperature (70°C) Magnesium Borate Synthesis", *International Journal of Chemical, Molecular, Nuclear Materials and Metallurgical Engineering* Vol:7 No:9, pp. 39-44, 2013.
- [2] S. Kızıltas Demir, "Tunçbilek ve Catalağzi uçucu küllerinin atık sularından ağır metal iyonlarının adsorpsiyonunda kullanılması," Thesis (BA), Yıldız Technical University Chemical Engineering Department, 2013.
- [3] P. Tesarek, J. Drchalova, J. Kolisko, P. Rovnanikova, R. Cerny, "Flue gas desulfurization gypsum: Study of basic mechanical, hydric and

- thermal properties,” *Construction and Building Materials* 21, pp. 1500-1509, 2007.
- [4] Yan, X. Dong, X. Sun, X. Sun, J. Li, J. Shen, W. Han, X. Liu, and L. Wang, “Conversion of waste FGD gypsum into hydroxyapatite for removal of  $Pb^{2+}$  and  $Cd^{2+}$  from wastewater”, *Journal of Colloid and Interface Science* 429, pp. 68–76, 2014.
- [5] Y. Li, and M. Sadakata, “Study of gypsum formation for appropriate dry desulfurization process of flue gas”, *Fuel* 78, pp. 1089–1095, 1999.
- [6] A. Putnis, B. Winkler and L. Fernandez-Diaz, “In Situ IR Spectroscopic and Thermogravimetric Study of the Dehydration of Gypsum”, *Mineralogical Magazine*, Vol: 54, No: 374, pp. 123-128, 1990.
- [7] İ. Toröz, and G. Dartan, “An assessment of the environmental impacts of phosphogypsum waste,” Thesis (PhD), İstanbul Technical University Institute of Science and Technology, 2013.
- [8] D. Zhang, H. Luo, L. Zheng, K. Wang, H. Li, Y. Wang, and H. Feng, “Utilization of waste phosphogypsum to prepare hydroxyapatite nanoparticles and its application removal of fluoride from aqueous solution,” *Journal of Hazardous Materials* 241-242, pp. 418-426, 2012.
- [9] S. Mousa, and A. Hanna, “Synthesis of nano-crystalline hydroxyapatite and ammonium sulfate from phosphogypsum waste”, *Materials Research Bulletin* 48, pp. 823-828, 2013.
- [10] K. R. Mohamed, S.M. Mousa, and G. T. El Bassyouni, “Fabrication of nano structural biphasic materials from phosphogypsum waste and their in vitro applications”, *Materials Research Bulletin* 50, pp. 432-439, 2014.
- [11] C. Piccirillo, R.C. Pullar, D.M. Tobaldi, P.M.L. Castro, M.M.E. Pintado, “Hydroxyapatite and chloroapatite derived from sardine by-products”, *Ceramics International* 40, pp.13231–13240, 2014.
- [12] J. Trinkunaite-Felsen, Z. Stankeviciute, J.C. Yang, Thomas C. K. Yang, A. Beganskiene, A. Kareiva, “Calcium hydroxyapatite/whitlockite obtained from dairy products: Simple, environmentally benign and green preparation technology”, *Ceramics International* 40, pp.12717–12722, 2014.
- [13] M. A. Barakat, “New trends in removing heavy metals from industrial wastewater”, *Arabian Journal of Chemistry* 4, pp. 361–377, 2011.
- [14] N. Tugrul, N. B. Acarali, S. Kolemen, E. M. Derun, and Sabriye Piskin, “Characterization of Catalagzi Fly Ash for Heavy Metal Adsorption”, *International Journal of Chemical, Molecular, Nuclear, Materials and Metallurgical Engineering* Vol: 6, No:11, pp.94-98, 2012.
- [15] K. J. Chu, K. S. Yoo, and K. T. Kim, “Characteristics of gypsum crystal growth over calcium based slurry in desulfurization reactions”, *Materials Research Bulletin*, Vol. 32 No. 2, pp. 197-204 1997.

lightweight concrete, semiconductive materials and boron technology. She has many articles and studies in international and national conference proceedings and articles.



**Sabriye Piskin** graduated from İstanbul Technical University on Chemical Engineering with M.Sc. degree in 1974. She completed a Ph.D. degree at the same department in 1983. Her research interests include boron minerals and compounds, hydrogen storage technologies, fuel cell applications, materials characterization, coal, waste management, corrosion, implants and synthetic materials production.



**Nurcan Tugrul** was born in Gaziantep in 1973. Tugrul was graduated from B.Sc., M.Sc. and Ph.D. in Chemical Eng. Department at Yıldız Technical University, İstanbul. Her research interest is in the area of chemical technologies, evaluation of industrial wastes, food drying. She has many articles and studies in international and national conference proceedings and articles.



**Sila Kiziltas Demir** was born in Isparta in 1990. Demir was graduated from Department of Chemical Engineering in Yıldız Technical University in 2013 She started her M.Sc. studies in Yıldız Technical University Chemical Engineering Department in 2013. She is interested in evaluation of industrial wastes, utilization of solid wastes.



**Azmi Seyhun Kipcak** was graduated from Department of Chemical Engineering in Ege University in 2002. After completing the university studies he graduated from Bilgi University from the department of Master of Business Administration in 2004. He worked in Kultur University from 2003 to 2007 as a research assistant then he transferred to Yıldız Technical University at 2008, where he started his M.Sc. studies about Chemical Engineering in 2006. He completed his M.Sc. and Ph.D. studies at Yıldız Technical University in 2009 and 2013, respectively. He studied on neutron shielding with boron minerals and the characterization of boron minerals by using XRD, XRF, FT-IR, Raman, DTA/TG, DSC and ICP-OES at the M.Sc. studies and studied on the synthesis of magnesium borates from different raw materials and wastes at the Ph.D. Also he is improving the neutron shielding studies with the synthesized materials and working on the element analysis of Turkish Teas and Coffees. Another research field about the studies is the zinc borate synthesis.



**Emek Moroydor Derun** was born in İstanbul in 1976. Moroydor Derun was graduated from B.Sc. in 1998, M.Sc. in 2000 and Ph. D. in 2005 from Chemical Engineering Department at Yıldız Technical University, İstanbul. Her research interest is in the area of waste management,