

Effects of Grape Seed Oil on Postharvest Life and Quality of Some Grape Cultivars

Zeki Kara, Kevser Yazar

Abstract—Table grapes (*Vitis vinifera* L.) are an important crop worldwide. Postharvest problems like berry shattering, decay and stem dehydration are some of the important factors that limit the marketing of table grapes. Edible coatings are an alternative for increasing shelf-life of fruits, protecting fruits from humidity and oxygen effects, thus retarding their deterioration. This study aimed to compare different grape seed oil applications (GSO, 0.5 g L⁻¹, 1 g L⁻¹, 2 g L⁻¹) and SO₂ generating pads effects (SO₂-1, SO₂-2). Treated grapes with GSO and generating pads were packaged into polyethylene trays and stored at 0 ± 1°C and 85-95% moisture. Effects of the applications were investigated by some quality and sensory evaluations with intervals of 15 days. SO₂ applications were determined the most effective treatments for minimizing weight loss and changes in TA, pH, color and appearance value. Grape seed oil applications were determined as a good alternative for grape preservation, improving weight losses and °Brix, TA, the color values and sensory analysis. Commercially, ‘Alphonse Lavallée’ clusters were stored for 75 days and ‘Antep Karası’ clusters for 60 days. The data obtained from GSO indicated that it had a similar quality result to SO₂ for up to 40 days storage.

Keywords—Postharvest, quality, sensory analyses, *Vitis vinifera* L.

I. INTRODUCTION

GRAPEVINE (*Vitis vinifera* L.) is one of the most important fruit crops cultivated worldwide with a production of 74.276.583 tons in 2017 [1]. Table grape production is approximately 36% of world production [2]. Turkey is one of the major grapes producing countries with 4 million tons production [1].

The table grape is a non-climatic fruit and is sensitive to changes in temperature and humidity [3]. Postharvest quality of the table grape is limited by many factors. Fungal decay is the major problem during postharvest storage [4] and gray mold (*Botrytis cinerea*) is the most important postharvest disease of table grapes [5]. It's generally controlled by use of chemicals such as sulfur dioxide (SO₂) [6], [7]. Slow release Sulfur dioxide (SO₂) generator pads are a successful alternative to SO₂ fumigation worldwide. Generator pads contain sodium metabisulfite (Na₂S₂O₃) and moisture within the polyethylene trays of grapes is absorbed by the pads, and it reacts with the sulfite to release SO₂ [8]. Although SO₂ is helpful for storage there are many disadvantages. That causes injury to grape berries, bleached and sunken areas on berries. Furthermore, SO₂ residues are dangerous to people possess health risk [9], [10]. Therefore, there must be applied some treatments to foods in order to extend shelf life. Many studies

have been carried out to determine the effect of solutions on prolonging the storage time. Hot water immersion treatments [11], [12], storage with high CO₂ [13], and ozone are among the widely used treatments.

Use of natural products such as chitosan [14], propolis [15], essential oils [4], [16], thymol [17], instead of SO₂ can be used to extend shelf life and may help to sustain human health.

GSO represents a promising storage time enhancer due to having high phenol content and antioxidant capacity. Several compounds such as vitamin E, flavonoids, linoleic acid, and procyanidins are present in grape seed with highly concentrated levels [18], [19]. This study aimed to compare different grape seed oil applications (GSO, 0.5 g L⁻¹, 1 g L⁻¹, 2 g L⁻¹) and SO₂ generating pads effects (SO₂-1, SO₂-2).

II. MATERIAL AND METHODS

A. Plant Materials

‘Alphonse Lavallée’ and ‘Antep Karası’ (*Vitis vinifera* L. cv.) clusters were harvested at commercial maturity stage from a commercial vineyard in Konya, Turkey.

B. Experimental Procedure

Harvested clusters of cultivars were immediately transported to the laboratory, where the main morphological values were measured. Clusters were chosen based on their size, color and general appearance in order to maintain uniformity. SO₂ generating pads (SO₂-1, SO₂-2) of 97.5% Sodium metabisulfite plus 2.5% inert ingredient, are produced by Himso Denizli Turkey. Clusters are packed with two SO₂ generating pad (SO₂-1 upside and SO₂-2 upside-downside polyethylene tray) and different grape seed oil GSO (0.5 g L⁻¹, 1 g L⁻¹, 2 g L⁻¹) concentrations were diluted in 1 L distilled water and sprayed on the clusters. GSO was obtained from ‘Antep Karası’ cv. with ether extraction method [20]. The GSO used in the current experiment contains 7.74% free acid, 66.8% linoleic acid, 21.3% oleic acid, 10.2% palmitic acid and 0.9% stearic acid. The control group was sprayed with distilled water. Samples were stored at 1°C and 85-95% moisture. Effects of the applications were investigated by some quality and sensory evaluations at intervals of 15 days for 120 days.

C. Weight Loss

Weight loss was determined according to the following expression: %ML(*t*) = [(M₀-M(*t*))/M₀] x 100 where %ML(*t*) is the percentage mass loss at time *t*, M₀ is the initial sample mass and M(*t*) is the sample mass at time *t* [21].

Z. K. and K. Y. are with the Horticulture Department, Selcuk University, Turkey (e-mail: zkara@selcuk.edu.tr, kyazar@selcuk.edu.tr).

D. Determination of pH, °Brix and Titratable Acidity

pH of berries was determined on the grape juice by HI-2211 Bench Top pH meter, while °Brix was measured on filtered grape juice by a refractometer (Atago) and expressed as Brix. Acidity (TA) was determined by potentiometric titration with 0.1 N NaOH of up to pH 8.1. Results were expressed as g of tartaric acid per 100 g of sample [21], [22].

E. Sensory Analysis (Berry Appearance)

Sensory analysis and berry appearance were carried out by a panel of 10 assessors in order to evaluate taste, general appearance with a numerical scale from 1 (very low) to 9 (maximum) [23].

F. Berry Color

The color of berry skin was measured using a chromometer Minolta® (CR-400). Then the values were calculated hue ($h = \arctg [b^*/a^*]$) [22].

G. Decay Rate

Percentages of decayed berries were calculated separately by dividing the number of grapes in each package showing visible decay symptoms by the total number of grapes in that package and multiplying the dividend by 100 [24].

H. Statistical Analysis

The experimental design was completely randomized, consisting of two factor factorial. The dose and time applications were compared with the Tukey test in the JMP 13.0 statistical program at $p < 0.05$ significance level [25].

III. RESULTS AND DISCUSSION

A. Weight Loss (%)

Weight loss of grape fruit in storage is shown in Figs. 1 and 2. The weight loss was not significant statistically in the experiment. Weight loss values of 1 g L⁻¹ application generally showed fluctuations on 'Alphonse Lavallée' grape cultivar. It increased from 6.06% to 13.19% on day 75 and reached the highest value (21.48%) on day 120 compared to other applications. It has been determined that 'Alphonse Lavallée' grapes can be store for 45 days. It was determined that 1 g of L⁻¹ application was effective in postharvest storage of 'Antep Karası' cultivar for 60 days.

Weight loss is one of the important quality criteria. Berry skin membrane has a considerable importance due to constituting a protective barrier, preventing water loss, controlling gaseous conductivity and maintaining transpiration [26]. Weight loss of a berry is related with the skin membrane that takes an important role in protection against water loss and manages gaseous exchange. Elevation in weight loss can be related with alterations of berry cuticle [26], [27]. The effects of GSO treatment on berry weight loss are very evident, which provide a good barrier to water permeation, and thus lead to less weight loss.

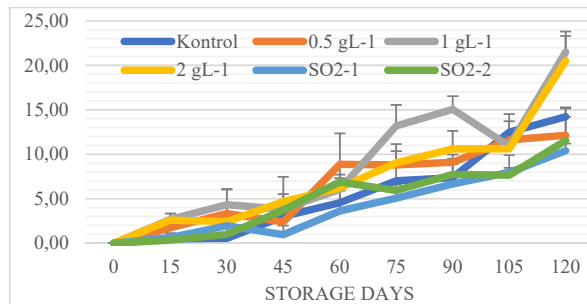


Fig. 1 Effects of applications on weight loss (%) values of 'Alphonse Lavallée'

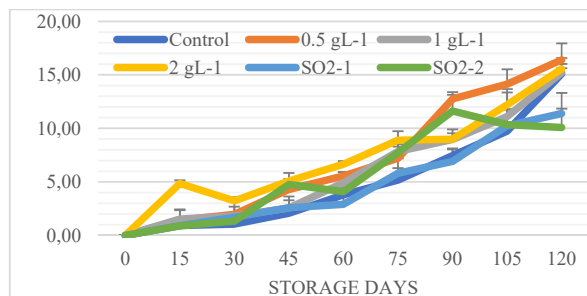


Fig. 2 Effects of applications on weight loss (%) values of 'Antep Karası'

B. Determination of pH, °Brix and Titratable Acidity

1. pH

pH values of grape fruit in storage are shown in Figs. 3 and 4. pH values of 1 g L⁻¹, 2 g L⁻¹ and SO₂-2 applications were parallel to their initial values.

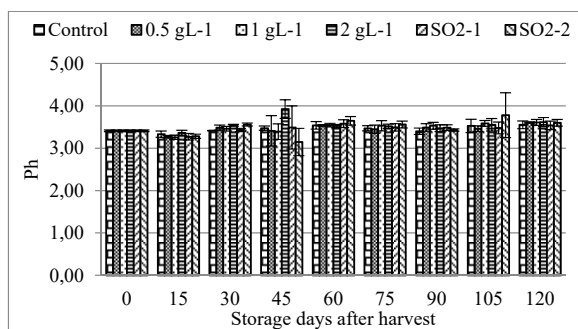


Fig. 3 Effects of applications on pH values of 'Alphonse Lavallée'

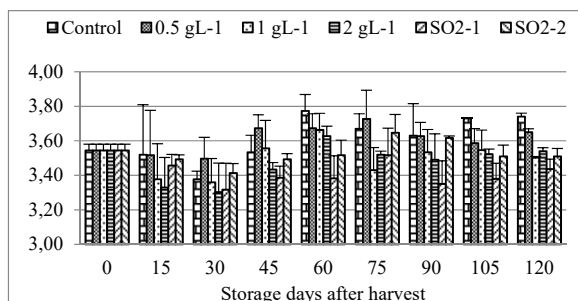


Fig. 4 Effects of applications on pH values of 'Antep Karası'

Compared to other applications, the pH value of 2 g L⁻¹ application (3.54) was found to be more stable in ‘Antep Karasi’. pH values were significant among treatments; however, there were no important differences on ‘Alphonse Lavallée’. A study mentioned that pH value does not change considerably and remains fairly stable during storage [28].

2. °Brix

°Brix increased gradually with maturity of the ‘Alphonse Lavallée’ grape fruit, SO₂-2 treatment significantly increased the level of °Brix as compared to the control at harvest time ($p < 0.05$) (Figs. 5 and 6). The effects of SO₂-1 and SO₂-2 applications were found to be significant ($p < 0.05$) on ‘Antep Karasi’. °Brix values of SO₂-1 application decreased towards the end of the storage period. In other studies, it was found that °Brix values of grapes increased during the storage period [29].

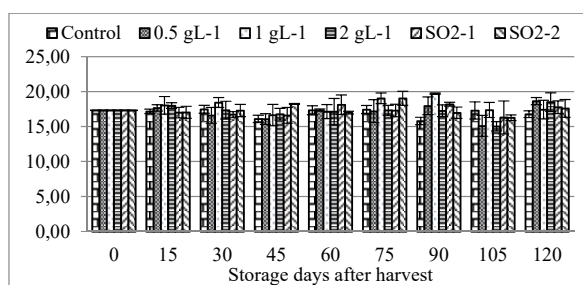


Fig. 5 Effects of applications on °Brix values of ‘Alphonse Lavallée’

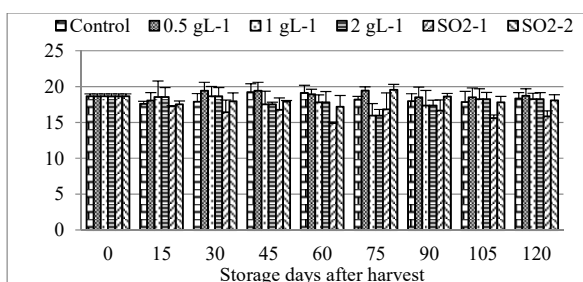


Fig. 6 Effects of applications on °Brix values of ‘Antep Karasi’

3. Titratable Acidity (TA)

The effects of applications on TA were found to be statistically significant during storage of ‘Alphonse Lavallée’ grape cultivar ($p < 0.05$). TA values of the applications showed fluctuations in the first 45 days. At the end of the storage period, the results were found to be parallel to the initial value (Fig. 7).

TA values were determined statistically significant during the storage of ‘Antep Karasi’ grape cultivar ($p < 0.05$) (Fig. 8). Although there were fluctuations in the TA values of the applications during the storage period, it was determined that there was an increase compared to the initial data from the day 45. Organic acids can be converted into organic sugars as hydrolysis during storage [30], and depending on this transformation, decreases in the titratable acid content can be observed in grape syrup.

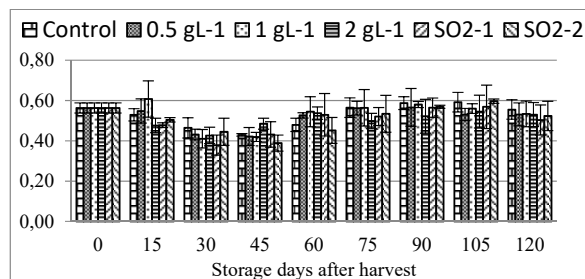


Fig. 7 Effects of applications on TA values of ‘Alphonse Lavallée’

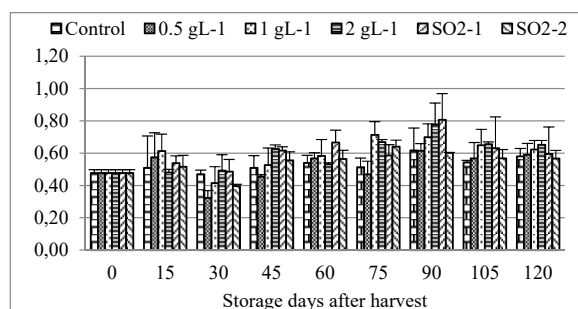


Fig. 8 Effects of applications on TA values of ‘Antep Karasi’

C. Sensory Analysis (Berry Appearance)

The panelist score values (1-9) of 2 g L⁻¹ GSO applications did not fall below the marketable value at day 75 and day 90 for ‘Alphonse Lavallée’ grape fruit (Fig. 9).

Panelist scores after 60 days storage were below that of marketable taste, and panelist score values of SO₂ and GSO applications were similar at 90 storage days for ‘Antep Karasi’ grape berries (Fig. 10).

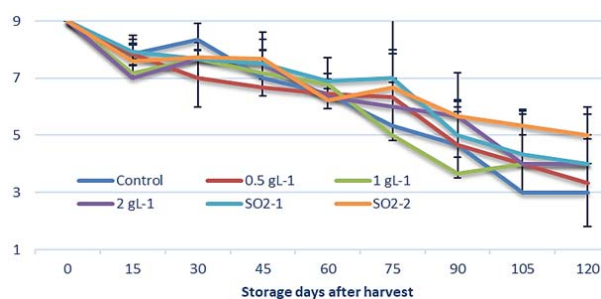


Fig. 9 Effects of applications on berry appearance values of ‘Alphonse Lavallée’

°Brix and acidity changes can cause changes in berry taste quality in grapes [31]. Loss in skin color and browning are affected by polyphenol oxidase enzyme as a deleterious result of storage [32]. GSO delayed browning and skin color loss that may be ascribed to inhibiting this enzyme for a while. Furthermore, grape seed extracts possess polyphenol rich compounds that may affect the color and sensory characteristics [33].

D. Berry Color

The Hue (h°) value of berries were similar during 75 days

of storage period for both cultivars ($p < 0.05$) (Figs. 11 and 12).

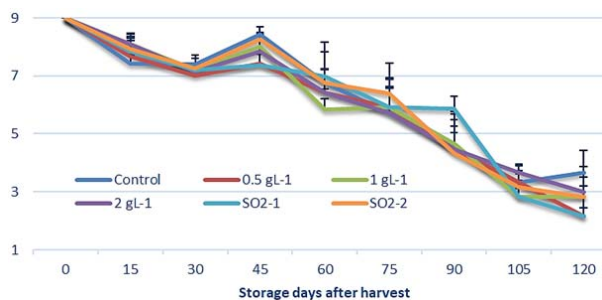


Fig. 10 Effects of applications on berry appearance values of 'Antep Karasi'

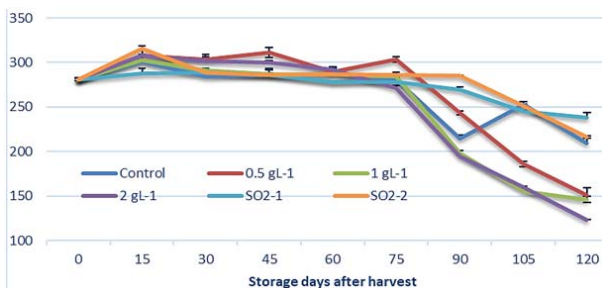


Fig. 11 Effects of applications on berry hue values of 'Alphonse Lavallée'

According to the findings of this study, the longer storage time resulted in reduced brightness value. As reported in previous studies, there is a steadily decreasing value of brightness towards the end of storage period and berries become opaque [23], [34].

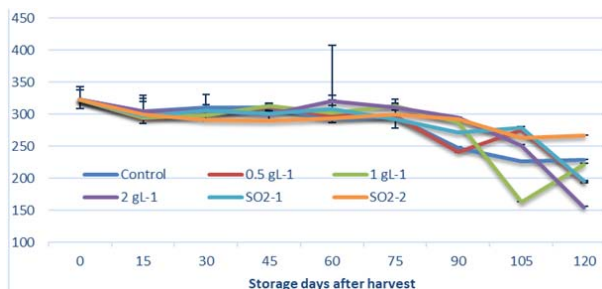


Fig. 12 Effects of applications on berry hue values of 'Antep Karasi'

E. Decay Rate

The weight loss was not significant statistically in the experiment. The 0.5 g of L⁻¹ GSO application was determined to be the most effective in control of decay on 'Alphonse Lavallée' grape cultivar. In all the applications, decay has been observed since day 30. Decay was observed from day 30 (2.33%) and the highest decay (13.75%) was determined on day 60 for the control samples (Fig. 13).

The 0.5 g L⁻¹ GSO treatment had less berry decay compared to control that may be as a consequence of delay in enzymatic reactions such as polyphenol oxidase, a similar explanation

was presented in a previous experiment [35].

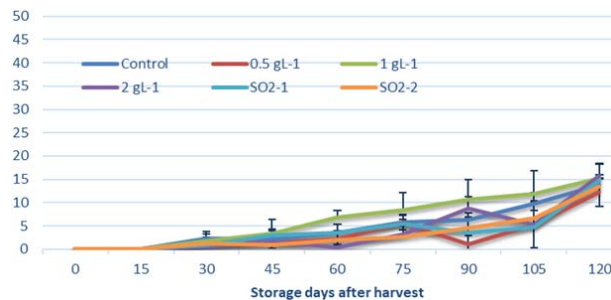


Fig. 13 Effects of applications on decay rate of 'Alphonse Lavallée'

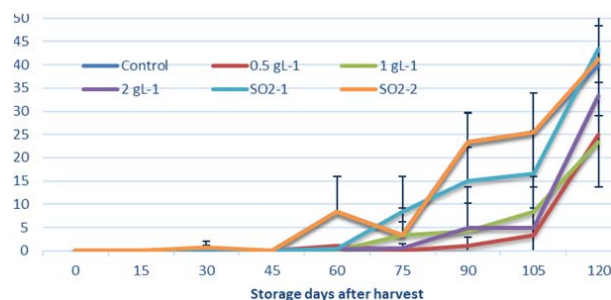


Fig. 14 Effects of applications on decay rate of 'Antep Karasi'

IV. CONCLUSION

According to the results obtained from this study, SO₂ application was determined as the most effective application limiting weight loss and decay during the postharvest storage. It was determined that 0.5 g L⁻¹ application had weight loss and decay limiting effects. Therefore, it is advisable to use 0.5 g of L⁻¹ as an alternative to SO₂. However, GSO application and cultivars have different effects depending on the prolongation of storage period. For this reason, it is considered that it would be more beneficial to determine the effects of GSO application by examining different cultivars at different storage times.

ACKNOWLEDGMENT

This study was supported by the Selçuk University Scientific Research Center (BAP) [Project No: 12101006].

REFERENCES

- [1] FAO, <http://www.fao.org/faostat/en/>, 2019. Accessed on 13/01/2019.
- [2] OIV, "2017 World Vitiviniculture Situation," <http://www.oiv.int/public/medias/5479/oiv-en-bilan-2017.pdf>, 2019. Accessed on 13/01/2019.
- [3] E. Pereira, W. Spagnol, and V. Silveira Junior, "Water loss in table grapes: model development and validation under dynamic storage conditions," *Food Science and Technology*, vol. 38, no. 3, pp. 473-479, 2018.
- [4] A. Abdolahi, A. Hassani, Y. Ghosta, I. Bernousi, and M. Meshkatsadat, "Study on the potential use of essential oils for decay control and quality preservation of Tabarzeh table grape," *Journal of Plant Protection Research*, vol. 50, no. 1, pp. 45-52, 2010.
- [5] C. Crisosto, D. Garner, and G. Crisosto, "Carbon dioxide-enriched atmospheres during cold storage limit losses from *Botrytis* but accelerate rachis browning of 'Redglobe' table grapes," *Postharvest Biology and*

- Technology*, vol. 26, no. 2, pp. 181-189, 2002.
- [6] A. Lichter, T. Kaplunov, Y. Zutahy, and S. Lurie, "Unique techniques developed in Israel for short-and long-term storage of table grapes," *Israel Journal of Plant Sciences*, vol. 63, no. 1, pp. 2-6, 2016.
- [7] X. Chen, Z. Zhu, X. Zhang, A. Oana Antoche, and W. Mu, "Modeling the Microbiological Shelf Life of Table Grapes and Evaluating the Effects of Constant Concentrations of Sulfur Dioxide," *Journal of Food Processing and Preservation*, vol. 41, no. 4, pp. e13058, 2017.
- [8] S. Ahmed, S. Roberto, A. Domingues, M. Shahab, O. Junior, C. Sumida, and R. de Souza, "Effects of Different Sulfur Dioxide Pads on Botrytis Mold in 'Italia' Table Grapes under Cold Storage," *Horticulturae*, vol. 4, no. 4, pp. 29, 2018.
- [9] F. Gabler, and J. Smilanick, "Postharvest control of table grape gray mold on detached berries with carbonate and bicarbonate salts and disinfectants," *American Journal of Enology and Viticulture*, vol. 52, no. 1, pp. 12-20, 2001.
- [10] F. Sabir, A. Sabir, and Z. Kara, "Effects of modified atmosphere packing and ethanol treatment on quality of minimally processed table grapes during cold storage," *Bulgarian Journal of Agricultural Science*, vol. 16, no. 6, pp. 678-686, 2010.
- [11] E. Fallik, "Prestorage hot water treatments (immersion, rinsing and brushing)," *Postharvest biology and technology*, vol. 32, no. 2, pp. 125-134, 2004.
- [12] F. Sabir, and A. Sabir, "Quality response of table grapes (*Vitis vinifera* L.) during cold storage to postharvest cap stem excision and hot water treatments," *International Journal of Food Science & Technology*, vol. 48, no. 5, pp. 999-1006, 2013.
- [13] J. Retamales, B. Defilippi, M. Arias, P. Castillo, and D. Manriquez, "High-CO₂ controlled atmospheres reduce decay incidence in Thompson Seedless and Red Globe table grapes," *Postharvest Biology and Technology*, vol. 29, no. 2, pp. 177-182, 2003.
- [14] W. Xu, X. Peng, Y. Luo, J. Wang, X. Guo, and K. Huang, "Physiological and biochemical responses of grapefruit seed extract dip on 'Redglobe' grape," *LWT-Food Science and Technology*, vol. 42, no. 2, pp. 471-476, 2009.
- [15] C. Ota, C. Unterkircher, V. Fantinato, and M. Shimizu, "Antifungal activity of propolis on different species of *Candida*," *Mycoses*, vol. 44, no. 9-10, pp. 375-378, 2001.
- [16] Z. Kara, F. Sabir, K. Yazar, and A. Sabir, "Maintaining postharvest quality of table grapes (*V. vinifera* L.) by pre-storage grape seed oil treatment," 2012.
- [17] S. Çelik, E. Bal, and D. Kök, "Kozak Siyahı Üzüm Çeşidi Üzerine Hasat Sonrası Bazı Uygulamaların Etkisi," *JOTAF/Tekirdağ Ziraat Fakültesi Dergisi*, vol. 8, no. 2, pp. 65-76, 2011.
- [18] Y. Yılmaz, and R. Toledo, "Major flavonoids in grape seeds and skins: antioxidant capacity of catechin, epicatechin, and gallic acid," *Journal of agricultural and food chemistry*, vol. 52, no. 2, pp. 255-260, 2004.
- [19] K. Ali, F. Maltese, Y. Choi, and R. Verpoorte, "Metabolic constituents of grapevine and grape-derived products," *Phytochemistry Reviews*, vol. 9, no. 3, pp. 357-378, 2010.
- [20] AOAC, *Official methods of analysis of the Association of Official Analytical Chemists*: The Association, 1990.
- [21] H. Li, Y. Wang, F. Liu, Y. Yang, Z. Wu, H. Cai, Q. Zhang, Y. Wang, and P. Li, "Effects of chitosan on control of postharvest blue mold decay of apple fruit and the possible mechanisms involved," *Scientia Horticulturae*, vol. 186, pp. 77-83, 2015.
- [22] F. Sabir Küçükbaşmacı, and A. Sabir, "Postharvest Quality Maintenance of Table Grapes cv. 'Alphonse Lavallée' by Exogenous Applications of Salicylic Acid, Oxalic Acid and MAP," *Erwerbs-Obstbau*, vol. 59, no. 3, pp. 211-219, 2017.
- [23] F. Artés-Hernández, E. Aguayo, and F. Artés, "Alternative atmosphere treatments for keeping quality of 'Autumn seedless' table grapes during long-term cold storage," *Postharvest Biology and Technology*, vol. 31, no. 1, pp. 59-67, 2004.
- [24] D. Valero, J. Valverde, D. Martínez-Romero, F. Guillén, S. Castillo, and M. Serrano, "The combination of modified atmosphere packaging with eugenol or thymol to maintain quality, safety and functional properties of table grapes," *Postharvest Biology and Technology*, vol. 41, no. 3, pp. 317-327, 2006.
- [25] Y. Yue, Y. Zhu, X. Fan, X. Hou, C. Zhao, S. Zhang, and J. Wu, "Generation of octoploid switchgrass in three cultivars by colchicine treatment," *Industrial Crops and Products*, vol. 107, pp. 20-21, 2017.
- [26] C. Costa, A. Lucera, A. Conte, M. Mastromatteo, B. Speranza, A. Antonacci, and M. Del Nobile, "Effects of passive and active modified atmosphere packaging conditions on ready-to-eat table grape," *Journal of Food Engineering*, vol. 102, no. 2, pp. 115-121, 2011.
- [27] C. Conde, P. Silva, N. Fontes, A. Dias, R. Tavares, M. Sousa, A. Agasse, S. Delrot, and H. Gerós, "Biochemical changes throughout grape berry development and fruit and wine quality," 2007.
- [28] L. Sánchez-González, C. Pastor, M. Vargas, A. Chiralt, C. González-Martínez, and M. Cháfer, "Effect of hydroxypropylmethylcellulose and chitosan coatings with and without bergamot essential oil on quality and safety of cold-stored grapes," *Postharvest Biology and Technology*, vol. 60, no. 1, pp. 57-63, 2011.
- [29] E. Bal, D. Kök, and S. Çelik, "Kozak Siyahı Üzüm Çeşidi Üzerine Hasat Sonrası Bazı Uygulamaların Etkisi," 2011.
- [30] S. Çelik, "Bağcılık (Ampeloloji)," *Trakya Üniversitesi Tekirdağ Ziraat Fakültesi Bahçe Bitkileri Bölümü*, pp. 428, 2011.
- [31] A. Kader, *Postharvest technology of horticultural crops*: University of California Agriculture and Natural Resources, 2002.
- [32] E. Carvajal-Millán, T. Carvallo, J. Orozco, M. Martínez, I. Tapia, V. Guerrero, A. Rascón-Chu, J. Llamas, and A. Gardea, "Polyphenol oxidase activity, color changes, and dehydration in table grape rachis during development and storage as affected by N-(2-chloro-4-pyridyl)-N-phenylurea," *Journal of agricultural and food chemistry*, vol. 49, no. 2, pp. 946-951, 2001.
- [33] E. Monteleone, N. Condelli, C. Dinnella, and M. Bertuccioli, "Prediction of perceived astringency induced by phenolic compounds," *Food Quality and Preference*, vol. 15, no. 7-8, pp. 761-769, 2004.
- [34] M. Pretel, M. Martínez-Madrid, J. Martínez, J. Carreno, and F. Romojaro, "Prolonged storage of 'Aledo' table grapes in a slightly CO₂ enriched atmosphere in combination with generators of SO₂," *LWT-Food Science and Technology*, vol. 39, no. 10, pp. 1109-1116, 2006.
- [35] H. König, G. Uden, and J. Fröhlich, *Biology of Microorganisms on Grapes, in Must and in Wine*: Springer, 2009.