

Effect of Adaptation Gain on system Performance for Model Reference Adaptive Control Scheme using MIT Rule

Pankaj Swarnkar, Shailendra Jain, R.K Nema

Department of Electrical Engineering
Maulana Azad National Institute of Technology, BHOPAL

Abstract—Adaptive control involves modifying the control law used by the controller to cope with the fact that the parameters of the system being controlled change drastically due to change in environmental conditions or in system itself. This technique is based on the fundamental characteristic of adaptation of living organism. The adaptive control process is one that continuously and automatically measures the dynamic behavior of plant, compares it with the desired output and uses the difference to vary adjustable system parameters or to generate an actuating signal in such a way so that optimal performance can be maintained regardless of system changes. This paper deals with application of model reference adaptive control scheme in first order system. The rule which is used for this application is MIT rule. This paper also shows the effect of adaptation gain on the system performance. Simulation is done in MATLAB and results are discussed in detail.

Keywords—Adaptive control system, Adaptation gain, MIT rule, Model reference adaptive control.

I. INTRODUCTION

A control system is an arrangement of different physical elements connected in such a manner so as to regulate, direct or command itself or some other system. In short, a control system is in the broadest sense, an interconnection of the physical components to provide a desired function, involving some type of control action with it. The requirement of high performance control system for industrial applications has produced great research efforts for the application of modern control theory and, in particular, adaptive control. Adaptive control is most recent class of control techniques though research in adaptive control has a long and vigorous history. In 1950s, it was motivated by the problem of designing autopilots for aircraft operating at wide range of speeds and altitudes. Consequently, gain scheduling based on some auxiliary measurements of air speed was adapted. Kalman developed the concept of a general self tuning regulator with explicit identification of the parameters of linear, single-input, single-output system and he used these

parameter estimates to update an optimal linear quadratic controller. Then Lyapunov's stability theory was established as tool for proving convergence in adaptive control scheme. Further, Parks found a way of redesigning the update laws for model reference adaptive control. Nowadays the adaptive control schemes are making their place where the conventional control system is not able to cope-up with the situation, like

- Loads, inertias and other forces acting on system change drastically.
- Possibility of unpredictable and sudden faults.
- Possibility of frequent or unanticipated disturbances.

The conventional PID controllers with fixed gain are unable to cop up with the problems discussed above. Though recently advanced fuzzy PID controllers [2-9] have been developed to deal with such problems for electrical and mechanical systems. Also the concept of neural network is applied to develop the PID controllers [10-12] to enhance the dynamic characteristics of controller. Still to obtain the complete adaptive nature specific adaptive control techniques are needed. Adaptive control changes the control algorithm coefficients in real time to compensate for variations in the environment or in the system itself. It also varies the system transfer function according to situation. In practical cases, a model reference adaptive control system is generally best implemented with a digital computer, owing to the complexity of the controller.

Out of many adaptive control schemes, this paper mainly deals with the model reference adaptive control approach based on MIT rule [13-16]. In MRAC [13-27], the output response is forced to track the response of a reference model irrespective of plant parameter variations. The controller parameters are adjusted to give a desired closed-loop performance. Apart from the MIT rule there are some other design techniques in Model reference Adaptive Control system, like Lyapunov theory [24-26] and the theory of augmented error [1]. In this paper the emphasis is given to MIT rule only for developing the MRAC scheme. Simulation is done in MATLAB and results are shown for the first order system. The results show that the nature of adaptation depends on a constant known as the adaptation gain. The parameter convergence rate is greatly affected by the correct choice of

Pankaj Swarnkar is Assistant professor in Maulana Azad National Institute of Technology, Bhopal, (e-mail: p_swarnkar@yahoo.co.in).

Dr Shailendra Jain is associate professor in Maulana Azad National Institute of Technology, Bhopal, (e-mail: sjain68@gmail.com).

Dr R.K. Nema is associate professor in Maulana Azad National Institute of Technology, Bhopal, (e-mail: rk_nema@yahoo.com).

this adaptation gain. It is thus important to know the reasonable value of this parameter.

II. MODEL REFERENCE ADAPTIVE CONTROL

This technique of adaptive control comes under the category of Non-dual adaptive control. A reference model describes system performance. The adaptive controller is then designed to force the system or plant to behave like the reference model. Model output is compared to the actual output, and the difference is used to adjust feedback controller parameters.

MRAS has two loops: an inner loop or regulator loop that is an ordinary control loop consisting of the plant and regulator, and an outer or adaptation loop that adjusts the parameters of the regulator in such a way as to drive the error between the model output and plant output to zero.

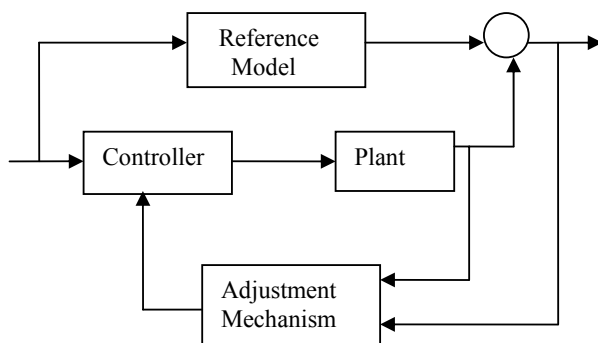


Fig. 1. Model Reference Adaptive Controller

Components of Model Reference Adaptive Controller:

Reference Model: It is used to specify the ideal response of the adaptive control system to external command. It should reflect the performance specifications in control tasks. The ideal behavior specified by the reference model should be achievable for the adaptive control system.

Controller: It is usually parameterized by a number of adjustable parameters. In this paper two parameters θ_1 and θ_2 are used to define the controller law. The control law is linear in terms of the adjustable parameters (linear parameterization). Adaptive controller design normally requires linear parameterization in order to obtain adaptation mechanism with guaranteed stability and tracking convergence.

Adaptation Mechanism: It is used to adjust the parameters in the control law. Adaptation law searches for the parameters such that the response of the plant which should be same as the reference model. It is designed to guarantee the stability of the control system as well as conversance of tracking error to zero. Mathematical techniques like MIT rule, Lyapunov theory and augmented error theory can be used to develop the Adaptation mechanism. In this paper the MIT rule is used for this purpose.

The MIT Rule: This rule is developed in Massachusetts Institute of technology and is used to apply the MRAC approach to any practical system. In this rule the cost function or loss function is defined as

$$F(\theta) = e^2 / 2 \quad (1)$$

Where, e is the output error and is the difference of the output of the reference model and the actual model, while θ is the adjustable parameter.

In this rule the parameter θ is adjusted in such a way so that the loss function is minimized. For this it is reasonable to change the parameter in the direction of the negative gradient of F , that is,

$$d\theta/dt = -\gamma \partial F / \partial \theta \quad (2)$$

$$= -\gamma e \partial e / \partial \theta \quad (3)$$

The partial derivative term $\partial e / \partial \theta$, is called the sensitivity derivative of the system. This shows how the error is dependent on the adjustable parameter, θ . There are many alternatives to choose the loss function F , like it can be taken as mode of error also. Similarly $d\theta/dt$ can also have different relations for different applications.

Sign-sign algorithm:

$$d\theta/dt = -\gamma \text{sign}(\partial e / \partial \theta) \text{sign} e \quad (4)$$

Or it may be chosen as

$$d\theta/dt = -\gamma (\partial e / \partial \theta) \text{sign} e \quad (5)$$

Where $\text{sign} e = 1$ for $e > 0$

$$= 0 \text{ for } e = 0$$

$$= -1 \text{ for } e < 0$$

In some industrial applications it is found that the choice of adaptation gain is critical and its value depends on the signal levels. So MIT rule has to be modified as follows:

$$d\theta/dt = -\gamma \zeta e \quad (6)$$

Where $\zeta = \partial e / \partial \theta$

$$\text{Also } d\theta/dt = -\gamma \zeta e / (\beta + \zeta^T \zeta) \quad (7)$$

Where $\beta > 0$ is introduced to avoid the zero division when $\zeta^T \zeta$ is small. This paper uses the MIT rule defined by equations (1), (2) and (3) for developing the control law.

III. MATHEMATICAL MODELLING

In this paper Model Reference Adaptive Control Scheme is applied to first order system using MIT rule. The MIT rule which is used for simulation is described in equation (1).

Let the first order system is described by

$$dy/dt = -a y + b u \quad (8)$$

Let $a=3$ and $b=2$

where u is the controller output or manipulated variable. The transfer function can be written as

$$Y(s)/U(s) = 2/(s+3) \quad (9)$$

Similarly the reference model is described by

$$dy_m/dt = -a_m y_m + b_m r \quad (10)$$

Take $a_m=4$ and $b_m=4$

where r is the reference input.

The transfer function can be written as

$$Y_m(s)/U(s) = 4/(s+4) \quad (11)$$

Here the object is to compare the actual output (y) and the reference output (y_m) and by applying Model Reference Adaptive Control Scheme the overall output will be improved. Let the controller is described by the law

$$u(t) = \theta_1 r(t) - \theta_2 y(t) \quad (12)$$

The controller parameters are chosen as

$$\theta_1 = b_m / b \text{ and } \theta_2 = (a_m - a) / b \quad (13)$$

The update rule for the controller parameters using MIT rule is described by

$$\frac{d\theta_1}{dt} = -\gamma e \frac{\partial e}{\partial \theta_1} \\ = -\gamma e [b r / (p + a_m)]$$

$$= -\alpha e [a_m r / (p + a_m)] \quad (14)$$

$$\text{and } \frac{d\theta_2}{dt} = -\alpha e [a_m y / (p + a_m)] \quad (15)$$

where $\alpha = \gamma b/a_m$ is the adaptation gain.

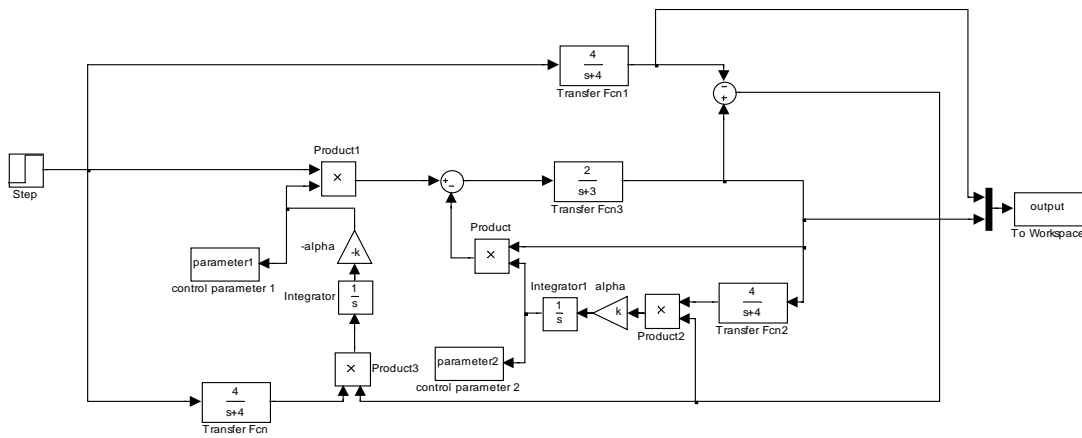


Fig. 2 Simulated Model for MIT rule

III. SIMULATION AND RESULT

In this paper the model reference adaptive control model is simulated in MATLAB and simulink. The simulation model for the MIT rule is applied to the first order system is shown in fig 2.

The time response characteristic for adaptation gain $\alpha=1$ is shown in fig 3. It can be observed that the characteristic is oscillatory and the settling time is about 3.74 seconds.

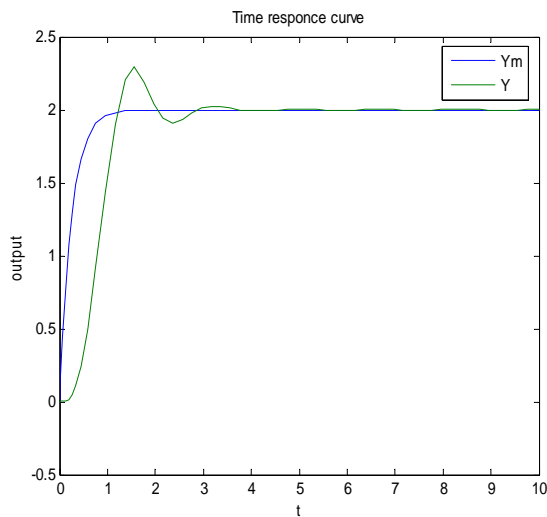


Fig. 3 Time response curve for $\alpha = 1$

Variation of control parameters θ_1 and θ_2 is shown in fig 4 and 5. From fig 4 and fig 5 it can be observed that controller parameter 1 (θ_1) converges to 1.46 and controller

parameter 2 (θ_2) converges to -0.04. Now by using equation (13)

$$\begin{aligned} \text{the estimated plant parameters come out to be} \\ b' = b_m / \theta_1 \quad \text{and} \quad a' = a_m - b' \theta_2 \\ = 2.739 \quad \quad \quad = 4.109 \end{aligned}$$

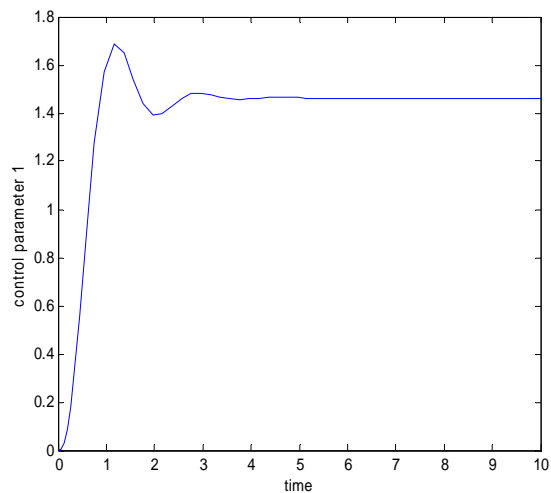
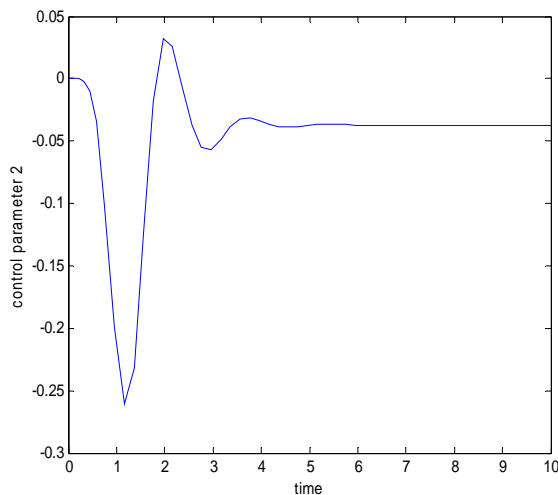
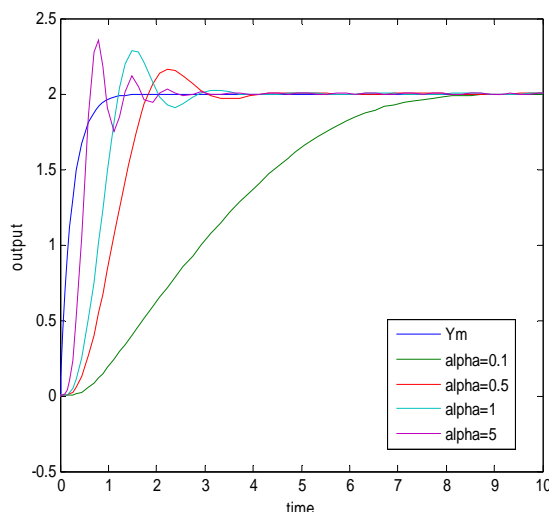


Fig. 4 Variation of control parameter θ_1 with time

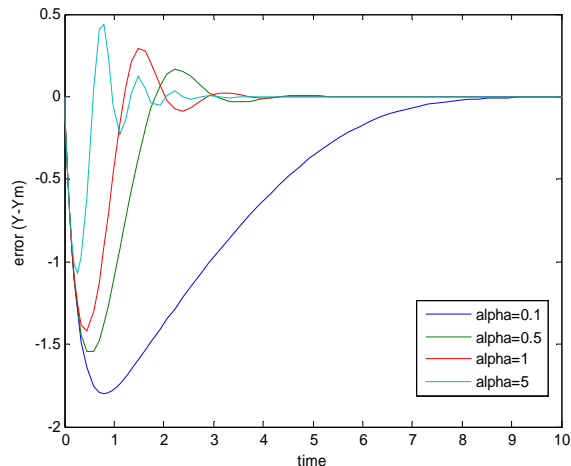
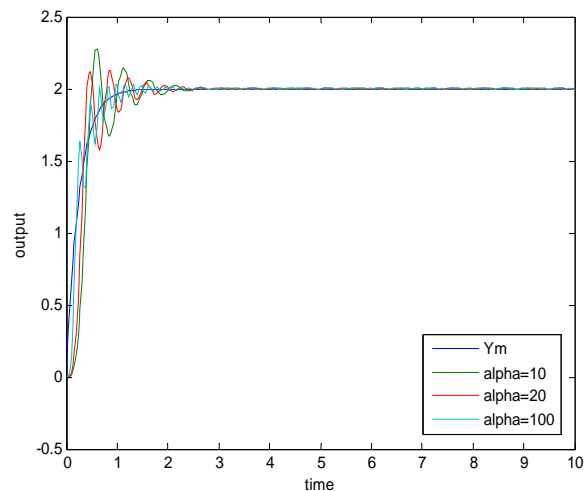
Fig. 5 Variation of control parameter θ_2 with time

The nature of time response curve greatly depends on the value of adaptation gain, α . Higher the value of α better the response. The effect of α on the time response curve is shown in fig 6 (for $0.1 < \alpha < 5$).

Fig. 6 Effect of α on time response curve

It can be observed that if the value of adaptation gain is increased then the settling time is reduced but at the same time the maximum overshoot is increased. Also with the increment in α , number of oscillation cycles are increased. But beyond the certain value of α (say for $\alpha > 5$), the maximum overshoot is decreased (Fig. 8).

Fig. 7 shows the effect of adaptation gain on output error ($y-y_m$). The amount of error is continuously decreasing with the increment in adaptation gain.

Fig. 7 Effect of α on output errorFig. 8 Effect of α on time response curve ($\alpha > 10$)

V. CONCLUSION

As compared to conventional fixed gain controllers (PID Controllers) Adaptive Controllers are very effective to handle the situations where the parameter variations and environmental changes are frequent have been demonstrated clearly in results. The controller parameters are adjusted to give a desired closed-loop performance. The adaptive controller maintains constant dynamic performance in the presence of unpredictable and immeasurable variations. This paper describes the behavior of a system controlled by model reference adaptive control scheme using MIT rule. Also the effect of adaptation gain, α is checked on the time response characteristic of the first order system. It has been seen that response is very slow with the smaller value of adaptation gain but there are no oscillations in the response. With the increment in α , the maximum overshoot is increased but at the same time speed becomes faster (the settling time is reduced). Again the maximum overshoot starts reducing for α

greater than 5. Though undershoot is somewhat increased for the higher range of α . If α is increased further the time response specifications are almost become constant and there is very less effect of variation of α on time response curve. Table I shows the effect of adaptation gain α on different time response specification. So for suitable value of adaptation gain in MIT rule can make the plant output as close as possible to the reference model in Model Reference Adaptive Control scheme.

TABLE I
EFFECT OF ADAPTATION GAIN ON TIME RESPONSE CURVE

S.No	Adaptation Gain (α)	Maximum Overshoot (%)	Peak Time (Second)	Settling Time (Second)
1	0.1	-	-	8.3
2	0.5	8%	2.23	5.15
3	1	15%	1.5	3.74
4	5	18.5%	0.756	3
5	10	12.5%	0.6	3.2
6	20	6%	0.44	3
7	100	5%	0.44	3

REFERENCES

- [1] Karl J. Astrom, Bjorn Wittenmark, "Adaptive control", 2nd ed. Pearson Education Asia, 2001, pp185-225.
- [2] Rey-Chue Hwang, Huang-Chu Huang, Wei-Shen Chi, "A New Fuzzy PID-Like Controller", IEEE international conference on systems, man, cybernetics, vol. 5, 2000.
- [3] K. S. Tang, Kim Fung Man, Guanrong Chen, Sam Kwong, "An Optimal Fuzzy PID Controller", IEEE Transactions on industrial electronics, vol. 48, No. 4, August 2001.
- [4] K.L. Lo and M.O. Sadegh, "Systematic method for the design of a full-scale fuzzy PID stability controller for svc to control power system", IEEE transaction on generation transmission and distribution Vol. 150, 2003.
- [5] E. M. Jafarov, M. N. A. Parlakçı, and Y. I Stefanopoulos, "A New Variable Structure PID-Controller Design for Robot Manipulators", IEEE Transactions on control system technology, VOL. 13, NO. 1, January 2005.
- [6] Tae-Yong Choi, Kap-Ho Seo, Jin-ho Shin, Ju-Jang Lee, "The Hybrid SOF-PID Controller for a MIMO Nonlinear System", Proceedings of the 2005 IEEE/ASME, International Conference on Advanced Intelligent Mechatronics Monterey, California, USA, 24-28 July, 2005.
- [7] Baozhu Jia, Guang Ren and Gang Long, "Design and Stability Analysis of Fuzzy Switching PID Controller", 6th World Congress on Intelligent Control and Automation, June 21 - 23, 2006, Dalian, China.
- [8] Ahmed Rubaai, Marcel J. Castro-Sitiriche, Abdul Ofoli, "DSP-Based Implementation of Fuzzy-PID Controller Using Genetic optimization for High Performance Motor Drives", IEEE international conference on industry applications, 2007.
- [9] Ahmed Rubaai, Marcel J. Castro-Sitiriche, and Abdul R. Ofoli, "DSP-Based Laboratory Implementation of Hybrid Fuzzy-PID Controller Using Genetic Optimization for High-Performance Motor Drives", IEEE Transactions on industry applications, vol. 44, No. 6, November/December 2008.
- [10] Dan Sun, Jun Meng, "A Single Neuron PID Controller Based PMSM DTC Drive System Fed by Fault Tolerant 4-Switch 3-Phase Inverter", IEEE international conference on industrial electronics and applications, 2006.
- [11] Jianjun Yao, Liquan Wang, Caidong Wang, Zhonglin Zhang and Peng Jia, "ANN-based PID Controller for an Electro-hydraulic Servo System", IEEE International Conference on Automation and Logistics Qingdao, China September 2008.
- [12] Xue-Kui Wang, Xu-Hong Yang, Gang Liu, Hong Qian, "Adaptive Neuro-Fuzzy inference system PID controller for SG water level of nuclear power plant", Proceedings of the Eighth International Conference on Machine Learning and Cybernetics, Baoding, 12-15 July 2009.
- [13] K. Benjelloun, H. Mechli, and E.K. boukas, "A modified model reference adaptive control algorithm for DC servomotor", second IEEE conference on control applications, September 13-16, 1993 Vancouver, B.C.
- [14] M.S.Ehsani, "Adaptive Control of Servo Motor by MRAC Method", IEEE international conference on vehicle, power and propulsion, 2007.
- [15] Mukesh kirar, Pankaj Swarnkar, Shailendra Jain, R.K.Nema, "Comparative study of conventional and adaptive schemes for DC servomotors", International conference on Energy Engineering ICEE, Puducherry, India, Jan 2009.
- [16] H. D. Patino and Derong Liu, "Neural network-based model reference adaptive control system", IEEE transaction on systems, man, and cybernetics-part B: cybernetics, vol.30, No. 1, February 2000.
- [17] Qian Sang and Gang Tao, "Gain margins of model reference adaptive control systems", 7th world congress on intelligent control and automation, June 25-27, 2008, Chongqing, china.
- [18] Pin-Yan Tsai, Hung Chu Huang, Yu-Ju-Chen, Rey-Chue Hwang, "The model reference control by auto tuning PID-like Fuzzy controller", International conference on control applications Taipei, Taiwan, September 2-4, 2004.
- [19] Maurizio cirrincione, Marcello Pucci, "An MRAS-based sensorless high performance induction motor drive with a predictive adaptive model", IEEE transaction on industrial electronics, vol. 52, No. 2, April 2005.
- [20] Kuo-Ming Chang, "Model reference adaptive control for uncertain systems with sector-like bounded nonlinear inputs", International conference on control and automation, June 27-29, 2005, Budapest, Hungary.
- [21] Lei zuo, Jean-Jacques E. slotine, Samir a. Nayfeh, "Model reaching adaptive control for vibration Isolation", IEEE transaction on control systems technology, vol. 13, No. 4, July 2005.
- [22] Shen Qingbo, Ding Yuanming, "A model reference adaptive controller design for discrete Hammerstein systems", 26th Chinese control conference, July 26-31, 2007, Zhangjiajie, hunan, China.
- [23] M.T. Benchouia, A.Ghamri, M.E.H. Benbouzid, a. Golea, S.E. Zouzou, "Fuzzy model reference adaptive control of power converter for unity power factor and harmonics minimization", International conference on electrical machine and system, October 8-11, 2007, Seoul, Korea.
- [24] T.John Koo, "Stable Model Reference Adaptive Fuzzy Control of a Class of Nonlinear Systems" IEEE Transactions on fuzzy systems, Vol. 9, No. 4, August 2001.
- [25] Yuan-Rui Chen Jie Wu, Norbert C. Cheung, "Lyapunov's Stability Theory-Based Model Reference Adaptive Control for Permanent Magnet Linear Motor Drives", 1st IEEE international conference on power electronics system and applications, 2004.
- [26] Kuo-Kai Shyu, Ming-Ji Yang, Yen-Mo Chen, and Yi-Fei Lin, "Model reference adaptive control design for a shunt active-power-filter system", IEEE Transactions on industrial electronics, vol. 55, No. 1, January 2008.
- [27] Ding Yuan, Timothy Chang, "Model reference input shaper design with applications to a high speed robotic workcell with variable loads", IEEE transaction on industrial electronics, vol. 55, No. 2, February 2008.
- [28] M'arcio Stefanello, Jo'ao Marcos Kaniecki, Rafael Cardoso and Hilton Ab'ilio Gr'undling, "Design of a Robust Model Reference Adaptive Control for a Shunt Active Power Filter", 34th IEEE international conference on industrial electronics 2008.
- [29] HongZhe Jin and JangMyung Lee, "An RMRAC current regulator for permanent-magnet synchronous motor based on statistical model interpretation", IEEE transaction on industrial electronics, vol. 56, No. 1, January 2009.

- [30] Francisco Jurado, Jose Ramon Saenz, "Adaptive control of a fuel cell-microturbine hybrid power plant", IEEE transactions on energy conversion, vol. 18, No. 2, June 2003.
- [31] Bin Wu and Om P. Malik, "Multivariable adaptive control of synchronous machines in a multimachine power system", IEEE transactions on power system, vol. 21, No. 4, November 2006.
- [32] Teresa Orłowska-Kowalska, Krzysztof, "Control of the drive system with stiff and elastic coupling using adaptive neuro-fuzzy approach" IEEE transaction on industrial electronics, vol. 54, No. 1, February 2007.
- [33] Zhenhua Jiang, Lijun Gao, Roger A. Dougal, "Adaptive control strategy for active power sharing in hybrid fuel cell/battery power sources", IEEE transactions on energy conversion, vol. 22, No. 2, June 2007.
- [34] Daniel salomonsson, Lennart soder, Ambra sannino, "An adaptive control system for a DC microgrid for Data Centers", IEEE transaction on industry applications, vol. 44, No. 6, November/December 2008.

Pankaj Swarnkar received the B.E. degree from Govt. Engineering College, Jabalpur, India in 1998 and the M.Tech degree from Maulana Azad National Institute of Technology, Bhopal, India in 2004. Currently he is Assistant professor in Maulana Azad National Institute of Technology, Bhopal and pursuing the P.hd degree. His field of interest includes control system, network analysis and power system.

S. K. Jain received the B.E. degree from Samrat Ashok Technological Institute, Vidisha, India, in 1990, the M.E. degree from SGSITS, Indore, India, in 1994, and the Ph.D. degree from the Indian Institute of Technology, Roorkee, India, in 2003. Currently he is Assistant Professor in the Department of Electrical Engineering, National Institute of Technology, Bhopal, India. His research interests include power electronics, electric drives, active power filters, and high-power factor converters. Dr. Jain received the AICTE—Career Award for Young Teachers for the year 2003–2004.

R. K. Nema received the B.E. degree from Barkatullah University, Bhopal, India, in 1986, the M.E. degree from Barkatullah University, Bhopal, India, in 1992, and the Ph.D. degree from Bhopal University, India, in 2004. Currently he is Associate Professor in the Department of Electrical Engineering, National Institute of Technology, Bhopal, India. His research interests include power electronics, electric drives and DSP.