

Development of Maintenance Schedule and Root Cause Analysis Based on Computerized Maintenance Management System for a Fertilizer Plant

Sanjeev Kumar

Abstract—This paper deals with development of Computerized Maintenance Management System (CMMS) for a fertilizer plant. The software is advanced, easy to use, less complex, less expensive and also less time consuming. It consists of number of modules like detailed information of equipment, maintenance procedures, work order and employees detail. The objectives of CMMS are to reduce overall downtime, overall yearly maintenance cost and occurrence of failures of the equipment and to get day-by-day maintenance plan and strategy. In this regard, the behavioral chart for urea prilling unit at Fertilizer plant has been developed in form of Root Cause Analysis (RCA). Besides this, a maintenance program has also been proposed and used for the purpose of maintenance planning of the urea prilling unit. The outcome of software has been consulted with the concerned plant individuals and found to be extremely favorable for improving the performance level of the concerned plant.

Keywords—Computerized maintenance management system, root cause analysis, maintenance schedule, urea prilling system.

I. INTRODUCTION

CMMS are progressively being used to accomplish the maintenance of modern industrial systems. It is a new method of maintenance which uses computers for rapid and resourceful determination. Secondly, data-life-time is shrinking as a result of the shop-floor certainties, which are real-time in nature. The enterprise now is to procure facts about discrete machines, based upon real interfaces rather than construed behavior from ancient data. Lastly, the mode that facts are being retrieved has reformed. The era of the legacy maintenance schedule of big bunch reports, are being exchanged by active, online inquiries and instantaneous responses. Elliot [1] highlighted that in age of computerization, an engineering department has more advanced equipment to maintain and control of maintenance. Bamber et al. [2] state that the maintenance organizations can improve their agility and cost effectiveness through implementing and deploying a latest generation CMMS. CMMS are now a necessary part of managing and controlling assets, plant and equipment maintenance in modern manufacturing facilities management and service industries. A properly utilized CMMS can assure planning and organizing various jobs for effective plant maintenance. The CMMS not only offers valued figures to take decisions, but also uses advanced and effective tools to confirm an enhanced

availability and continued throughput. RCA [3] is a common terminology found in the reliability literature to avoid future occurrence of failures by pinpointing the causes of the problems. It is a structured technique of investigation that aims to identify the true causes of a problem and to take necessary actions to eliminate identified failures. The purpose of RCA is to uncover the underlying reasons (root causes). RCA provides comprehensive classification of causes related to 4M's i.e. Man, Machine, Materials and Methods and thus helps in establishing a knowledge base to deal with the problems related to process/product reliability and maintainability. On the basis of RCA, a maintenance schedule is prepared and planned to improve the performance level of the plant.

II. LITERATURE SURVEY

CMMS is used to control maintenance in latest industrial systems [4]. Development and executing a maintenance programme is a challenging process which suffers from many problems. It often suffers from lack of orderly and reliable practice. Labib [5] states that numerous elements are motivating the requirement for facts to provision maintenance management. Presently, a number of CMMS are available (e.g. Proview CMMS, MEX (Maintenance Experts) CMMS, COGZ CMMS, Smart Maintenance CMMS etc.), but all these suffer from many deficiencies, which results in a need to develop new CMMS. Long back, the principles of CMMS were applied to maintenance of hospital equipment, where critical breakdowns could lead to the development of life threatening situations. In recent years, industries have come to recognize the value of these systems as a maintenance performance and improvement tool [6]. The advent of the technology during the last few years has further boosted their popularity. Frank [7] discussed a policy for optimal scheduling replacement intervals of technical systems only on the basis of cost parameters. It was based on the assumption that a system is replaced by a new one as soon as the maintenance cost the replacement cycle reaches or exceeds a given level. Naamura et al. [8] discussed the application of the maintenance scheduling for pump systems in the thermal power stations for reducing the maintenance cost during the entire period of operation, while keeping the current reliability level of the pump system [9]. Rajiv et al. [10] developed performance evaluation system for screening unit of paper plant. Shyjith et al. [11] discussed the best practices in maintenance management. Sharma and Kumar [12] highlighted the best

Sanjeev Kumar is Associate Professor in Department of Mechanical Engineering, YMCA University of Science & Technology, Faridabad, Haryana, India (phone: +919818187936, e-mail: skumar.ymca@gmail.com).

maintenance method. Anil et al. [13] developed performance modelling of the skim milk powder production system of a dairy plant using RAMD analysis.

III. DESCRIPTION OF PLANT

The fertilizer plants are complex and repairable engineering systems, comprising of various systems namely urea prilling, urea crystallization and urea decomposition etc. These systems are arranged in hybrid configurations. One of the most important functionary units of fertilizer plant is urea prilling unit, which is discussed in this paper [14]-[16]. In this process, a pneumatic pipe to the top of a prilling tower conveys the dried urea available from urea crystallizer. Urea crystals recovered in the cyclone are fed to the melter using a screw conveyer where it melts by the steam and fall down into the head tank and then distributed equally at the top of the prilling tower. The urea from prilling tower falls down where it is cooled and converted into small pieces by stream of air. At the bottom of prilling tower, urea is collected then it is sieved and further sent to packaging section [17].

The urea prilling system of fertilizer plant has three main subsystems:

- A. Subsystem 1 consists of four units' cyclone, screw conveyer, melter and strainer arranged in series. The failure of anyone causes the complete failure of the system.
- B. Subsystem 2 consists of 12 distributors; 10 are operating at a time and two remains in standby. Complete failure of the system occurs when more than two distributors remain in failed state.
- C. Subsystem 3 consists of one unit i.e. belt conveyer used to carry the prilled urea. Its failure causes complete failure of the system.

IV. CMMS FOR UREA PRILLING UNIT AT FERTILIZER PLANT

The maintenance task of the processing plant for which the CMMS is established is totally responsive. The plant's computer system and its process were complex and time consuming [3]. Furthermore, maintenance managers did not have time to process the task. Moreover, a lot of weaknesses were detected in existing CMMS. Keeping all these constraints in mind, a CMMS is proposed and developed in this paper using MS Visual Studio.ne. This CMMS is based on existing Proview CMMS, but customized to the needs of the company. However, computer system becomes more robust and versatile by the addition of more features [6]. Fig. 1 shows the main menu of developed CMMS.

A. Phases for Developing CMMS

The several phases for the development of CMMS of fertilizer plant are shown in Fig. 2.

V. RCA AND MAINTENANCE SCHEDULE

RCA has been performed for the identification of causes related to inconsistent performance of urea prilling unit of fertilizer plant. Fig. 3 shows RCA with cause and effect

diagram and is used to diagnose an unreliable mechanical system with respect to operator's errors, attitude and with respect to machine problems such as misalignments, leakage which may result in loss of operational efficiency etc. [3]. On the basis of RCA, a maintenance schedule is suggested and utilized for the purpose of maintenance planning to improve the performance level of the urea prilling unit of the concerned plant.

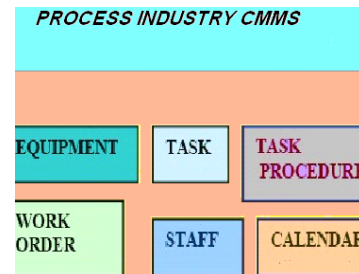


Fig. 1 Main Menu of Process Industry CMMS

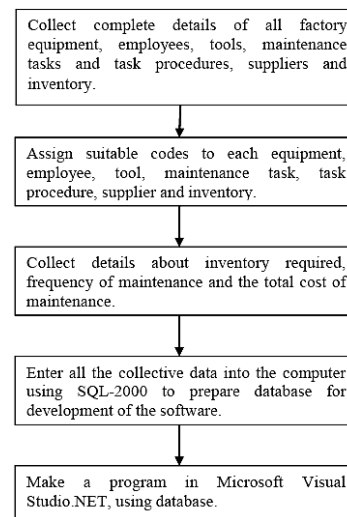


Fig. 2 Phases for developing CMMS

TABLE I
MAINTENANCE PLAN

S.No	Components	Check/Remarks	Schedule
1	All Stationary and rotary equipment and Burner	Regular checks by maintenance department	Daily
2	Pumps	Monitoring unbalance, misalignment, looseness	Weekly
3	Bearings	Lubrication, noise	
4	Filter	Check the leakage	
5	Gearbox	Check the oil level	Fortnightly
6	Valves	Check the leakage	
7	Pumps	Check the vibration level	Quarterly
8	Bearings	Check the temperature, noise	
9	Pumps	Greasing, sleeve and coupling inspection	Annual
10	Stationary and rotary equipment	Overhauling	

Two-three weeks shutdown through planned maintenance schedule.
Check each component of all systems

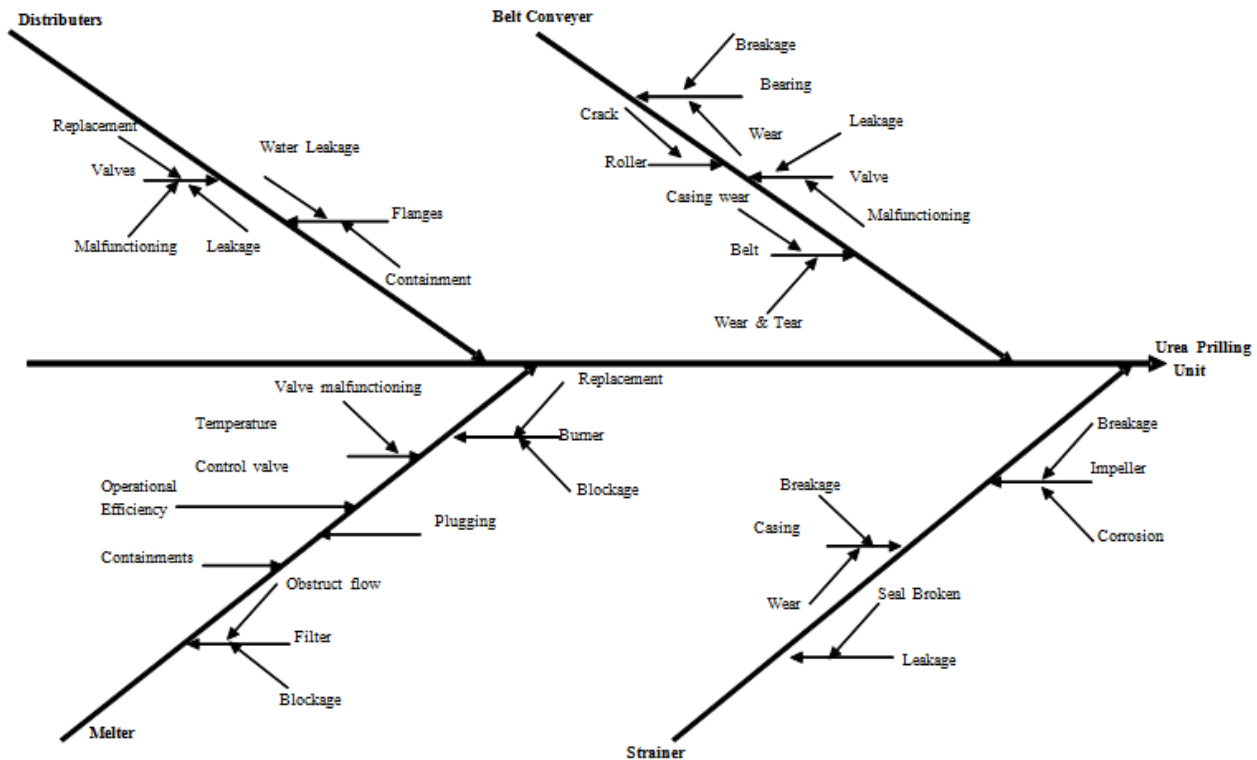


Fig. 3 RCA of Urea Prilling Unit of Fertilizer Plant

VI. CONCLUSION

In the present work, a CMMS has been developed for a urea prilling unit. The purpose of execution of the method is to streamline and mechanize a current method which further improves proficiency. The results of executing an active program in terms of improved plant effectiveness and production are outstanding. In actual fact, executing CMMS is a dramatic structural change that can affect work-floor management system and worker accountabilities etc. Due to use of computer, there is saving in time resulting in to increase in plant proficiency and reduction in mental exhaustion of the employees. Moreover, manual record keeping is reduced up to a large extent. The qualitative analysis of the urea prilling unit using RCA helped to create a knowledge base to deal with the problem related to process/ product unreliability by listing out all possible failure causes. Besides, the maintenance planning for various subsystems and components of urea prilling unit at fertilizer plant has also been carried out. The findings of this paper might be very helpful in the maintenance management i.e. maintenance planning and control of urea prilling unit at fertilizer plant, as illustrated with the help of maintenance schedule, as given in Table I.

REFERENCES

- [1] Elliot, K.A., "Maximize Throughput in a Sugar Milling Operation Using a Computerized Maintenance Management System (CMMS)", *International Journal of American Society of Sugar cane Technologists*, vol. 23, pp. 110, 2003.
- [2] Bamber, C., Sharp, J. and Hides, M., "The role of the maintenance organization in an integrated management system", *Managerial Auditing Journal*, vol. 17, Nos 1/2, pp. 20-25, 2002.
- [3] Gupta, S., Tewari, P.C. and Sharma, A.K., "Development and Implementation of Computerized Maintenance Management System for a Sugar Industry", *Proceedings of the National Conference at TIET, Patiala*, 2006.
- [4] Ashraf W. Labib, "World-class maintenance using a computerized maintenance management system", *Journal of Quality in Maintenance Engineering*, vol. 4, No. 1, pp. 66-75, 1998.
- [5] Labib, A.W., "A decision analysis model for maintenance policy selection using a CMMS", *Journal of Quality in Maintenance Engineering*, Volume 10, Number 3, pp. 191-202, 2004.
- [6] Suman Rajiv, Kumar Sushil and Preet Pooja, "Computer Govern Maintenance System for a Process Industry", *Computer Engineering and Intelligent System*, vol. 5, No.14, pp. 17-24, 2014.
- [7] Frank Beichelt, "A replacement policy based on limiting the cumulative maintenance cost", *International Journal of Quality & Reliability Management*, vol. 18, No. 1, pp.76 – 83, 2001.
- [8] Nakamura, M. Katafuchi, T. Hatazaki, H., "Decisions for maintenance-intervals of equipment in thermal power stations, based on few data", *Journal of IEEE Transactions on Reliability*, vol. 50, No.4, pp.360-364, 2001.
- [9] Kumar Ravinder, Tewari P. C. and Sharma A.K., "Performance Modeling of Furnace Draft Air Cycle In A Thermal Power Plant", *International Journal of Engineering Science and Technology (IJEST)*, vol. 3, No.8, pp. 6792-6798, 2011.
- [10] Kumar Sanjeev, Tewari P. C. and Kumar S. "Simulation Model for Evaluating the Performance of Urea Decomposition System in a Fertilizer Plant" *International Journal of Industrial Engineering and Practices*, vol.1(1), pp.10-14, 2009.
- [11] Shyjith, K., Ilangkumaran, M. and Kumanan, S., "Multi-criteria decision-making approach to evaluate optimum maintenance strategy in textile industry", *Journal of Quality in Maintenance Engineering*, vol. 14 No. 4, pp. 375-386, 2008.
- [12] Sharma the, R.K. and Kumar, S., "Performance modelling in critical engineering systems using RAM analysis", *Reliability Engineering and System Safety*, vol. 93, pp. 891-897, 2008.
- [13] Anil Aggarwal, Sanjeev Kumar Vikram Singh, "Performance modeling of the skim milk powder production system of a dairy plant using

- RAMD analysis", International Journal of Quality & Reliability Management, vol. 32, No. 2, pp. 167-181, 2015.
- [14] Kumar S., Tewari P. C. and Sharma R. "Simulated Availability of CO₂ Cooling System in a Fertilizer Plant", Industrial Engineering Journal (Indian Institution of Industrial Engineering, Mumbai), vol.36 pp. 19-23, 2007.
- [15] Kumar S., Tewari P. C. and Kumar S., "Development of Performance Evaluating Model for CO- Shift Conversion System in the Fertilizer Plant", International Journal of Engineering Research and Industrial Applications (IJERIA).vol.1, No.6, pp. 369-382, 2008.
- [16] Rajiv Khanduja, P.C. Tewari and Dinesh Kumar,(2008), "Availability Analysis of Bleaching System In A Paper Plant", Udyog Pragti, The Journal for Practicing Managers, vol.32, pp.24-29,2008.
- [17] Kumar Sanjeev, Tewari P. C. and Kumar Sunand. "Development of Decision Support System of Urea Prilling System of Fertilizer plant", Proceeding of National conference, QRMAES 2007, pp.115-122, 2007.



Sanjeev Kumar was born on July 7, 1975. He received the B.E. degree in Mechanical Engineering in 1998, M.Tech. degree in Mech. Engg in 2003 and PhD. in the field of industrial Engg in 2011 from National Institute of technology, Kurukshetra. In 2004 he joined AKGEC Ghaziabad and served there as Head, Professor. In June 2012 he joined YMCA University of Science & Technology, Faridabad Associate Professor in the deptt. of Mechanical Engg.. He has published about 60

research papers in the reputed journals and conferences. He has attended about 20 conferences. His fields of expertise are stochastic modeling, TQM, RAM etc. He is the committee member of World Academy of Science, Engineering and Technology.

Dr Sanjeev Kumar is life member of Institutions of Engineers (India), Senior member of Indian Institution of Industrial Engineering, IAENG, He is member of editorial board and reviewer committee of various reputed International journals.