

An Efficient Data Mining Approach on Compressed Transactions

Jia-Yu Dai, Don-Lin Yang, Jungpin Wu, and Ming-Chuan Hung

Abstract—In an era of knowledge explosion, the growth of data increases rapidly day by day. Since data storage is a limited resource, how to reduce the data space in the process becomes a challenge issue. Data compression provides a good solution which can lower the required space. Data mining has many useful applications in recent years because it can help users discover interesting knowledge in large databases. However, existing compression algorithms are not appropriate for data mining. In [1, 2], two different approaches were proposed to compress databases and then perform the data mining process. However, they all lack the ability to decompress the data to their original state and improve the data mining performance. In this research a new approach called Mining Merged Transactions with the Quantification Table (M²TQT) was proposed to solve these problems. M²TQT uses the relationship of transactions to merge related transactions and builds a quantification table to prune the candidate itemsets which are impossible to become frequent in order to improve the performance of mining association rules. The experiments show that M²TQT performs better than existing approaches.

Keywords—Association rule, data mining, merged transaction, quantification table.

I. INTRODUCTION

A great amount of data is being accumulated very rapidly in the Internet era. Consequently, it takes a lot of time and effort to process these data for knowledge discovery and decision making. Data compression is one of good solutions to reduce data size that can save the time of discovering useful knowledge by using appropriate methods, for example, data mining. Data mining is used to help users discover interesting and useful knowledge more easily.

It is more and more popular to apply the association rule mining in recent years because of its wide applications in many fields such as stock analysis, web log mining, medical diagnosis, customer market analysis, and bioinformatics. In this research, the main focus is on association rule mining and data pre-process with data compression.

This work was supported in part by the National Science Council, Taiwan, under Grants NSC95-2221-E-035-068-MY3 and NSC96-2218-E-007-007.

Jia-Yu Dai and Don-Lin Yang (dlyang@fcu.edu.tw) are with the Department of Information Engineering and Computer Science, Feng Chia University, Taiwan.

Jungpin Wu is with the Department of Statistics, Feng Chia University, Taiwan.

Ming-Chuan Hung is with the Department of Industrial Engineering and Systems Management, Feng Chia University, Taiwan.

M.C. Hung *et al.* proposed a knowledge discovery process from compressed databases in [1] which can be decomposed into the following two steps:

(1) Data pre-process step:

Data pre-process transforms the original database into a new data representation where several transactions are merged to become a new transaction. Eventually, it generates a new transaction database at the end of the data pre-process step.

(2) Data mining step:

It uses an Apriori-like algorithm [11]-[14] of association rule mining to find useful information. Details are described later.

There are some problems in this approach. First, the compressed database is not reversible after the original database is transformed by the data pre-process step. It is very difficult to maintain this database in the future. Second, although some rules can be mined from the new transactions, it still needs to scan the database again to verify the result. This is because the data mining step produces potentially ambiguous results. It is a serious problem to scan the database multiple times because of the high cost of re-checking the frequent itemsets.

Another solution was developed by Mafruz Zaman Ashrafi *et al.* [2]. However, they suffer from similar problems mentioned above. It is even a bigger challenge to maintain the compressed database in the future. In addition, it spends too much time to check candidate itemsets in the data mining step.

In this research, a more efficient approach, called Mining Merged Transactions with the Quantification Table (M²TQT) is proposed, which can compress the original database into a smaller one and perform the data mining process without the above problems.

Our approaches have the following characteristics:

- (a) The compressed database can be decompressed to the original form.
- (b) Reduce the process time of association rule mining by using a quantification table.
- (c) Reduce I/O time by using only the compressed database to do data mining.
- (d) Allow incremental data mining.

The rest of the paper is organized as follows. The background and related works are provided in Section 2. The proposed algorithm is described in Section 3. The experimental environment and results are presented in Section 4. Finally, Section 5 concludes the paper and discusses the future work.

II. RELATED WORK

When making decisions, people would like to have enough information to avoid making wrong decisions that may cause losses. Data mining can be used to find useful information as a part of knowledge discovery in databases (KDD) for better decision-making. KDD can convert source data into useful information using the main process [3] depicted in Fig. 1.

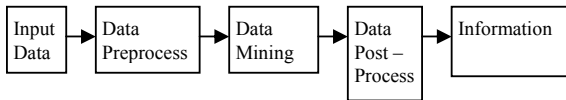


Fig. 1 The process of KDD

The goal of data preprocessing is to transform the input data into a suitable form for data mining or analysis. In general, data mining techniques can be divided into three categories: classification [4], [5], clustering [6], and association rule [11].

Classification is the process that data is divided into different classes with the known property. First, data is divided into two datasets which are training dataset and testing dataset. Second, a classification model is generated from the training dataset and then tests are made to verify the model's accuracy. Finally, the verified model is used to classify new transaction data into respective classes.

Clustering is the process that data is divided into multiple groups in which the data are similar. It is an unsupervised process.

Association rule can be expressed as "if A, then B" after satisfying the measures of *support* and *confidence*. For example, assume that a customer buys milk and bread whereas another buys milk and meat. One would like to discuss "if a new customer buys milk, then he/she will buy bread too" or "if a new customer buys milk, then he/she will also buy meat". The concept of association rule mining in the next subsection.

Data post-processing is to ensure the result is valid and usable. For example, visualization can be used for analysts to explore the data mining results from a variety of viewpoints. This can help users better utilize the mined rules or patterns.

It is more and more popular for many users perform association rule mining in recent years. Many approaches are proposed [7-14], [17] in association rule mining. Let $I = \{i_1, i_2, \dots, i_m\}$ be a set of items. Let D be a transaction database which contains a set of transactions. Let $t = (tid, t\text{-itemset})$ be a transaction. Tid is a transaction number and $t\text{-itemset}$ contains a set of items. Let X be a set of items. If a transaction t contains X if and only if $X \subseteq t$. Length of a transaction which contains a $K\text{-itemset}$ is K . There are two important measurements which are *support* and *confidence* in association rule mining. *Support* is the frequency of occurring patterns in D and *confidence* is the strength of implication. Their definitions are as follows:

$$(1) \text{Support}(X) = |T(X)| / |D|$$

$$(2) \text{Confidence}(X \rightarrow Y) = \text{Support}(X \cup Y) / \text{Support}(X)$$

$T(X)$ is any transaction in D that contains X . $|D|$ is the total number of transactions in D . We can define what we think an interesting relation is in a transaction database.

In support-confidence framework, if it is an interesting relation for $X \rightarrow Y$, then X and Y must be frequent. How to define a frequent relation? There are two conditions. One condition is $\text{support}(X) \geq \text{minsupport}$ and $\text{support}(Y) \geq \text{minsupport}(Y)$. Another is $\text{Confidence}(X \rightarrow Y) \geq \text{minconfidence}$. *Minsupport* and *minconfidence* are user-defined thresholds.

The problems of mining association rules are mainly divided into two sub-problems. One is to discover the frequent itemsets and another is to generate the association rules. The first problem is more difficult than the second one. Most papers are focusing on the first problem.

The apriori [8] algorithm is one of the classical algorithms in the association rule mining. It uses simple steps to discover frequent itemsets. Apriori algorithm is given in Fig. 2. L_k is a set of $k\text{-itemsets}$. It is also called large $k\text{-itemsets}$. C_k is a set of candidate $k\text{-itemsets}$. How to discover frequent itemsets? Apriori algorithm finds out the patterns from short frequent itemsets to long frequent itemsets. It does not know how many times the process should take beforehand. It is determined by the relation of items in a transaction. The process of the algorithm is as follows:

At the first step, after scanning the transaction database, it generates frequent 1-itemsets and then generates candidate 2-itemsets by means of joining frequent 1-itemsets. At the second step, it scans the transaction database to check the count of candidate 2-itemsets. It will prune some candidate 2-itemsets if the counts of candidate 2-itemsets are less than predefined minimum support. After pruning, the remaining candidate 2-itemsets become frequent 2-itemsets which are also called large 2-itemsets. It generates candidate 3-itemsets by means of joining frequent 2-itemsets. Therefore, C_k is generated by joining large $(K-1)\text{-itemsets}$ obtained in the previous step. Large $K\text{-itemsets}$ are generated after pruning. The process will not stop until no more candidate itemset is generated.

```

1)  $L_1 = \{\text{large 1-itemsets}\};$ 
2) for (  $k = 2; L_{k-1} \neq \emptyset; k++$  ) do begin
3)    $C_k = \text{apriori-gen}(L_{k-1});$  // New candidates
4)   for all transactions  $t \in D$  do begin
5)      $C_t = \text{subset}(C_k, t);$  // Candidates contained in  $t$ 
6)     for all candidates  $c \in C_t$  do
7)        $c.\text{count}++;$ 
8)   end
9)    $L_k = \{c \in C_k \mid c.\text{count} \geq \text{minsup}\}$ 
10) end
11) Answer =  $\bigcup_k L_k;$ 
  
```

Fig. 2 Apriori algorithm

Since most data occupy a large amount of storage space, it is beneficial to reduce the data size which makes the data mining process more efficient with the same results. Compressing the transactions of databases is one way to solve the problem. [1] Proposed a new approach for processing the merged transaction database. It is very effective to reduce the size of a transaction database. Their algorithm is divided into data preprocess and data mining. The overview of the approach is shown in Fig. 3.

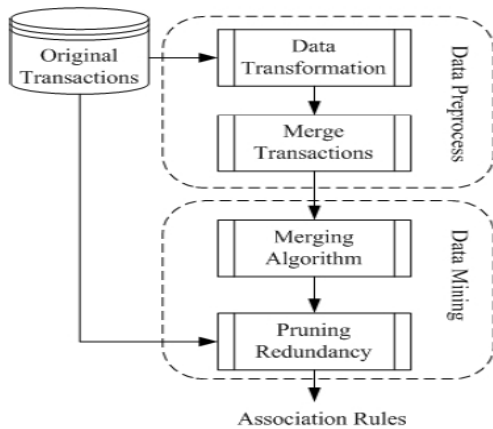


Fig. 3 An overview of the merged transaction algorithm

There are two sub-processes in the data preprocess. One sub-process transforms the original database into a new data representation. It uses lexical symbols to represent raw data. Here, it's assumed that items in a transaction are sorted in lexicographic order. Another sub-process is sorting all the transactions to various groups of transactions and then merges each group into a new transaction. For example, $T_1 = \{A, B, C, E\}$ and $T_2 = \{A, B, C, D\}$ are two transactions. T_1 and T_2 are merged into a new transaction $T_3 = \{A2, B2, C2, D1, E1\}$. Fig. 4 shows an example of the sort grouping method and Fig. 5 shows an example of data mining sub-process.

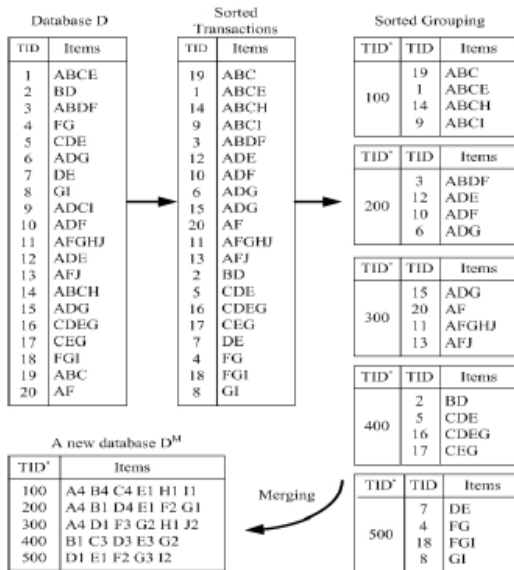


Fig. 4 An example of sort grouping

A compressed database		L_1^M		L_1	
TID	Items	Itemset	Support	Itemset	Support
100	A4 B4 C4 E1 H1 I1	(A)	12	(A)	12
200	A4 B1 D4 E1 F2 G1	(B)	6	(B)	6
300	A4 D1 F3 G2 H1 J2	(C)	7	(C)	7
400	B1 C3 D3 E3 G2	(D)	9	(D)	9
500	D1 E1 F2 G3 I2	(E)	6	(E)	6
		(F)	7	(F)	7
		(G)	8	(G)	8

C_2^M		L_2^M		L_2	
Itemset		Itemset	Support	Itemset	Support
(AB)	(BC) (CD) (DE) (EF)	(AB)	5	(AB)	5
(AC)	(BD) (CE) (DF) (EG)	(AC)	4	(AC)	4
(AD)	(BE) (CF) (DG) (FG)	(AD)	5	(AD)	5
(AE)	(BF) (CG)	(AE)	5	(AE)	5
(AF)	(BG)	(CE)	5	(BC)	5
(AG)		(DE)	4	(CE)	4
		(DF)	4	(DE)	5
		(DG)	5		
		(EG)	4		
		(FG)	5		

C_3^M		L_3^M		L_3	
Itemset		Itemset	Support	Itemset	Support
(ABC)		(ABC)	4	(ABC)	4
(DFG)					

Fig. 5 An example of data mining

The process called merge-mining algorithm is used to find frequent itemsets from the new transaction D^M . There are two phases in this algorithm. The first phase is finding frequent itemsets. The second phase is to prune redundancy. It is possible that frequent itemsets generated in the first phase might not exist in the D^M . For this reason, it needs to verify those frequent itemsets by scanning D^M again. Fig. 6 is the pseudo code of merge-mining algorithm. The notations are shown in Fig. 7.

```

// Phase one
 $D^M$  = compressed database
 $I_k^M = \{ \text{large 1-itemsets in compressed database} \};$ 
for ( $k = 2; I_k^M \neq \emptyset; k++$ ) do begin
     $C_k^M = \text{merging-gen}(I_{k-1}^M);$ 
    forall transactions  $T_{i_k} \in D^M$  do begin
         $C_k^M = \text{subset}(C_k^M, t^*);$  // Candidate contained in  $t^*$ 
        forall candidates  $c^* \in C_k^M$  do begin
             $c^*.count = c^*.count + \text{min-frequency}(c^*);$  // the smallest item frequency in Candidate
        end
         $I_k^M = \{ c^* \in C_k^M \mid c^*.count \geq \text{minsup} \}$ 
    end
    Answer =  $\cup_k I_k^M$ ;
// Phase two
 $D$  = original database
forall transactions  $T_{i_k} \in D$  do begin
     $I_k^M = \text{subset}(I_k^M, t)$  // Large itemset contained in  $t$ 
    forall large itemsets  $l^* \in I_k^M$  do begin
         $l^*.count++$ ;
    end
     $L_k = \{ l^* \in I_k^M \mid l^*.count \geq \text{minsup} \}$ 
    Answer =  $\cup_k L_k$ ;

```

Fig. 6 The pseudo code of merge-mining algorithm

c^*	Candidate itemset in the merged database
l^*	Large itemset in the merged database
L_K	Large k -itemsets in the original transaction database
L_K^M	Large k -itemsets in the merged database
C_K^M	Candidate k -itemsets in the merged database.
D^M	The merged database after preprocess
D	The original transaction database
T	A transaction in the original database
T^*	A transaction in the merged database
T_N	All transaction in the original database
T_M^*	All transactions in the merged database
M	Number of groups after data preprocess

Fig. 7 The notations of merge-mining algorithm

Pincer-Search algorithm [9] is an Apriori-like algorithm. It takes advantage of Apriori algorithm to find maximal frequent itemsets. The process is mainly divided into two parts, bottom-up search and top-down search. Bottom-up search uses the process similar to Apriori algorithm. The key is the top-down search.

Top-down search is to find maximal frequent itemsets by using the information generated in bottom-up search. And then bottom-up search is to find frequent itemsets by using the information generated in top-down search. They are performed in turns until all of the maximal frequent itemsets are found. The pseudo code of Pincer Search algorithm is shown in Fig. 8

Algorithm: The Pincer-Search algorithm

Input: a database and a user-defined minimum support

Output: MFS which contains all maximal frequent itemsets

```

1.  $L_0 := \emptyset$ ;  $k := 1$ ;  $C_1 := \{\{i\} | i \in I\}$ 
2.  $MFCs := \{\{1, 2, \dots, n\}\}$ ;  $MFS := \emptyset$ 
3. while  $C_k \neq \emptyset$ 
4.   read database and count supports for  $C_k$  and MFCs
5.   remove frequent itemsets from MFCs and add them to MFS
6.    $L_k := \{\text{frequent itemsets in } C_k\} \setminus \{\text{subsets of MFS}\}$ 
7.    $S_k := \{\text{infrequent itemsets in } C_k\}$ 
8.   call the MFCs-gen algorithm if  $S_k \neq \emptyset$ 
9.   call the join procedure to generate  $C_{k+1}$ 
10.  if any frequent itemset in  $C_k$  is removed in line 6
11.    call recovery procedure to recover candidates to  $C_{k+1}$ 
12.    call new prune procedure to prune candidates in  $C_{k+1}$ 
13.   $k := k + 1$ 
14. end-while
15. return MFS

```

Fig. 8 Pincer-Search algorithm

III. PROPOSED METHOD

The description of the proposed algorithm focuses on compressing related transactions and building a quantification table for pruning candidate itemsets that are impossible to become frequent itemsets. Finally, an example is provided to show the processes of our method. To simplify the description,

it assumes the items in each transaction are presented in a lexicographical order.

A. Overview

Algorithms like [1], [2] compress transactions to reduce the size of a transaction database. Then, they use Apriori-like algorithms to mine the compressed database. Whereas the two phases approach of compression and data mining are used, they suffer the following problems:

- (1) In the data compression phase, the original database can not be recovered to support transaction updates.
- (2) In the data mining phase, a lot of candidate itemsets could be generated in a large transaction database. Since both [1] and [2] need to scan the database more than once, they have a much higher process cost.

The first problem is due to the lack of rule or constraint in the process of merging transactions in the data compression phase. Therefore, the compressed database can not be decompressed to its original form. In addition, they don't use user-defined threshold to filter infrequent 1-itemsets from the original database.

Another problem is that Apriori-like algorithms generate a lot of candidate itemsets and need to check the candidate itemsets by scanning the database. It is very time-consuming. Our goal is to take the advantages of [1] and Apriori algorithm without suffering from the problem of checking candidate itemsets and recovering the database for new data. In order to provide a better performance, we limit the number of database scan to be one in the data compression phase and build a quantification table. In the data mining phase, we use the same approach of Apriori algorithm to generate candidate itemsets and reduce the number of candidate itemsets by using the quantification table. We also reduce the time of scanning the database.

We present a novel approach which can

- (1) support local transaction variation
- (2) recover the transaction database to its original state
- (3) make the compressed database much smaller than the original one
- (4) reduce data mining time

We called our approach the Mining Merged Transactions with the Quantification Table (M^2TQT) which has three phases:

- (1) merge related transactions to generate a compressed database
- (2) build a quantification table
- (3) discover frequent itemsets

B. M^2TQT Approach

First, M^2TQT uses the transaction relation distance to merge the relevant transactions. The definition of the transaction relation distance is defined in Section C. Section D introduce how to build a quantification table in Section D. Then, it illustrates the process of compressing a database in Section E. Next, Section F shows how to compute support of itemsets from minimum-frequency function in Section F. Finally, it explains how to recover data from the compressed database in Section G.

C. Transaction Relation Distance

Based on the relation distance between transactions one can merge transactions with closer relationship to generate a better compressed database. Here the transaction relation and transaction relation distance are defined as follows:

Definition 1:

(1) Transaction Relation:

The relation between two different transactions T_1 and T_2 is that T_1 is either a subset or a superset of T_2 .

(2) Transaction Relation Distance:

Distance is the number of different items between two transactions.

Example 1: $T_1 = \{ABCE\}$ and $T_2 = \{ABC\}$, $D_{T_1-T_2} = 1$

Example 2: $T_3 = \{A\}$ and $T_4 = \{C\}$, $D_{T_3-T_4} = 2$

D. A Quantification Table

To reduce the number of candidate itemsets to be generated, additional information is required to help prune non-frequent itemsets. A simple quantification table is used to record this information when each transaction is processed. Assuming the items in a transaction appear in a lexicographical order, our approach starts working from the left-most item and calls it a prefix-item. After finding the length of the input transaction as n , it records the count of the itemsets appearing in the transaction under the respective entries of length L_n, L_{n-1}, \dots, L_1 . A quantification table is composed of these entries where each L_i contains a prefix-item and its support count. An example database in Table I is used to show the construction of a quantification table in Table II.

TABLE I
AN EXAMPLE DATABASE

TID	Transactions
100	ABCDE
200	CDE
300	ACD

TABLE II
A QUANTIFICATION TABLE FOR TABLE I

L5	L4	L3	L2	L1
A1	A1	A2	A2	A2
	B1	B1	B1	B1
		C2	C3	C3
			D2	D3
				E2

For instance, after reading the transaction $\{ABCDE\}$ of TID 100, it knows the transaction length n is 5. For the prefix-item A, the counters under L_5 to L_1 are all increased by one from the initial value of zero. That is, A1 appears in each L_i , where $i = 5$ to 1. For the prefix-item B, the counters under L_4 to L_1 are all increased by one as well. That is, B1 appears in each L_i , where $i = 4$ to 1. The same process is performed for items C, D, and E. Similarly, after reading TID 200 $\{CDE\}$, the table has C2 in L_3 , L_2 , and L_1 ; D2 in L_2 and L_1 ; E2 in L_1 . Finally, with the last transaction $\{ACD\}$, it will increase the counters by one from A1 to A2 in L_3 , L_2 , and L_1 ; C2 to C3 in L_2 and L_1 ; D2 to D3 in L_1 . Table 2 shows the result of building the quantification table.

With this table, we can easily prune the candidate itemsets whose counters are smaller than the minimum support.

E. The Process of Database Compression

Let d be a relation distance and it is initialized to 1 at the beginning. Transactions will be merged into their relevant transaction groups in the merged blocks based on the transaction relation distance. M^2TQT consists of the following steps:

Step 1: Read a transaction at a time from the original database.

Step 2: Record the information of the input transaction to build a quantification table.

Step 3: Compute the length n of the transaction.

Step 4: If the merged block is not empty, read the relevant transaction groups from the merged block.

Step 5: Compute relation distance between the transaction and relevant transaction groups. If the transaction is a superset of the longest transaction of a relevant transaction group, a subset of the smallest transaction of a relevant transaction group, or equal to one transaction of a relevant transaction group, it can be merged into the relevant transaction group. For example, we assume $d=1$. Two transactions $\{BCG\}$ and $\{BG\}$ are merged into a relation transaction group $\{BCG=2.1.2\}$. A “=” symbol is used to separate items and their respective support counts. We read another transaction $\{BC\}$ and compute the relation distance between $\{BCG=2.1.2\}$ and $\{BC\}$. Since the relation distance is 1, $\{BC\}$ is merged into the relation transaction group. Finally, the relevant transaction group becomes $\{BCG=3.2.2\}$.

Step 6: Compute the relation distance between the transaction and those transactions coming from $(n+d)$ block, n block, and $(n-d)$ block where $n > d$. If it finds the satisfied relevant transactions, merge the transactions to become a relevant transaction group and then classify it as $(n+d)$ merged block, n merged block or $(n-d)$ merged block. If no relevant transaction can be found, the transaction is classified as n merged block.

Step 7: Repeat the above six steps until the last transaction is read.

Step 8: Read a transaction from the merged blocks.

Step 9: Compute the relation distance between the transaction and all other transactions in the relevant transaction groups. If the transaction is a sub-transaction of the maximum length transaction of a relation transaction group and its distance is satisfied, it can merge the transaction into the relation transaction group to generate a new count. The process continued until the last transaction is read.

Step10: Set d to $d+1$.

Step11: Repeat the above steps 8 - 10 until no more relation distance is found between transactions.

F. Minimum-frequency Function

The minimum-frequency function takes original transactions and merged transactions as input. It returns the minimum number of itemsets in the transactions. For example, let a candidate 2-itemset C_2 be $\{BC, AE\}$ and merged transactions of T^* be $\{AE=2.1\}$, $\{BCG=2.1.2\}$, $\{CDEG=2.3.3.1\}$, $\{ABCE\}$, $\{C\}$. After calling minimum-frequency function with T^*

To illustrate the process of the proposed approach, a simple example is shown below. There are 9 transactions with a total number of 6 distinguished items in the original database as shown in the left-hand side of Fig. 9. Assume the minimum support is 2 meaning that an itemset is frequent if its count is greater than or equal to 2.

Fig. 9 The original database and its compressed database

the minimal number of item occurrences in a merged transaction and it also returns a value of 1 for an original transaction. For instance, let C_2 be $\{\{A E\}, \{CG\}\}$ and compressed transaction $T^* = \{\{AE=2.1\}, \{BCG=2.1.2\}, \{CDEG=2.3.3.1\}, \{ABCE\}, \{C\}\}$. After calling the minimum-frequency function for $\{A E\}$, it returns $\{1, 0, 0, 1, 0\}$. The total frequency of $\{A E\}$ is $1+0+0+1+0=2$. For $\{CG\}$, it returns $\{0, 1, 1, 0, 0\}$. The total frequency of $\{CG\}$ is $0+1+1+0+0=2$.

Using the quantification table, one can prune the candidate 2-itemset $\{EG\}$ and then scan the compressed database to check if the rest of candidate 2-itemsets are frequent. Candidate 3-itemsets are generated from frequent 2-itemsets which are $\{AE:2, BG:2, CD:2, CE:3, CG:2, DE:2\}$. Finally, it outputs the frequent 3-itemset $\{CDE:2\}$ after scanning the compressed database.

IV. EXPERIMENTAL RESULT

M^2TQT and Merged Transactions Approach [1] were implemented in java programming language and all experiments run on a PC of Intel Pentium 4 3.0GHz processor with DDR 400MHz 4GB main memory. Synthetic datasets are generated by using the IBM dataset generator [15] for our experiments. Table III lists the parameters used in the IBM dataset generator.

TABLE III
PARAMETERS USED IN THE IBM DATASET GENERATOR

D	Number of transactions
T	Average size of transactions
I	Average size of maximal potentially-large itemsets
L	Number of potentially-large itemsets
N	Number of items

The parameter settings used to generate experimental datasets are shown in Table IV. The average length of the transaction T is set as 4 and 10 and the average size of maximal potentially-large itemsets I as 4 and 5. To compare with the Merged Transactions Approach, the generated datasets have the number of items $N=8$ and 50, and the number of potentially-large itemset $L=1000$.

TABLE IV
DATABASE PARAMETER SETTINGS

Dataset	T	I	D
T4I5D10K	4	5	228K
T10I4D10K	10	4	407K
T4I5D1K	4	5	21K

The dataset T4I5D10k is used to run, our algorithm, merged transactions approach and Apriori algorithm. Let the average size of the potentially large itemset be 5 for the minimum supports 5%, 10%, 15%, and 20%, and compare our algorithm with Apriori algorithm and merged transactions approach. The performance of our algorithm is much better than the other two approaches as shown in Fig. 11. When the minimum support is 5%, the execution time of merged transactions approach is

about 1.72 times of our approach. Our method outperforms the other two more than 40% as an average.

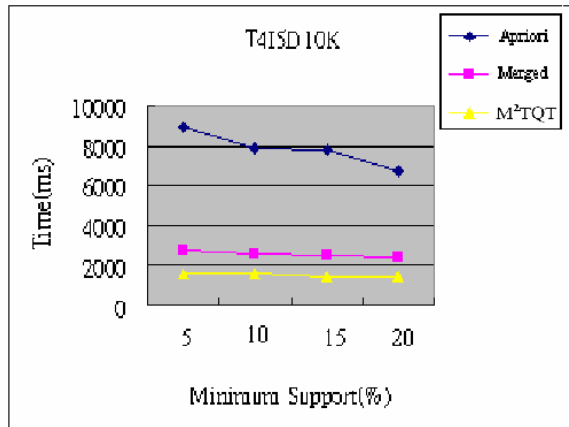


Fig. 11 The experiment result of T4I5D10K

The performance of using a quantification table is also analyzed in our experiment. From Fig. 12, it shows that the effect of using the table is low when the minimum support is lower. But the effect gets higher when the minimum support is high because it is possible to reduce more I/O time. In general, the performance of using a quantification table is better than without using it.

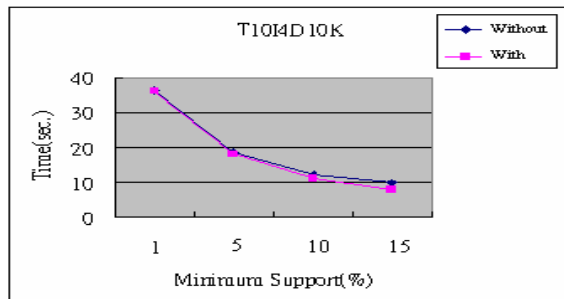


Fig. 12 With and without using a quantification table

For incremental mining, the dataset T4I5D1K is used to run the experiments of merged transactions approach and our algorithm. Let the average size of the potentially large itemset be 5 for the minimum supports 15%, 20%, 25%, and 30%. Here, 20% of the dataset T4I5D1K are used for the updates and 80% as the original data. Fig. 13 shows that four cases need to be considered in the incremental data mining. As in [16], our approach considers Case2 and Case3. The performance of our algorithm is much better than merged transactions approach as shown in Fig. 14. The average improvement of the execution time is about 8 times in favor of our approach.

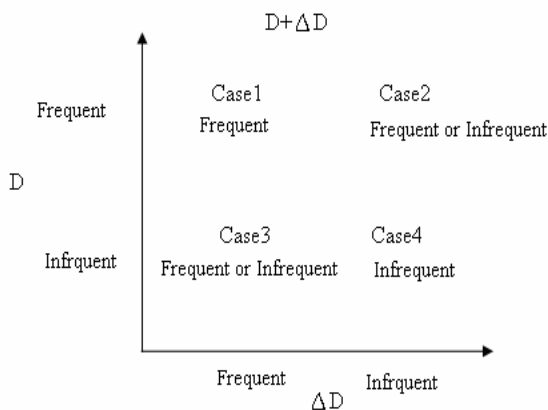


Fig. 13 Four cases regarding an itemset being frequent or not after transaction additions

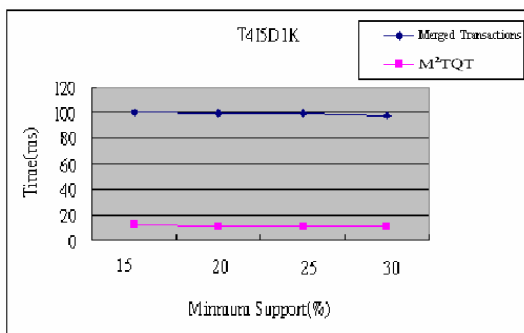


Fig. 14 The experiment of T4I5D1K

V. CONCLUSIONS AND FUTURE WORK

In this paper, a new approach called Ming Merged Transactions with the Quantification Table is proposed to compress related transactions into a new transaction by scanning the transaction database only once. The M²TQT approach utilizes the compressed transactions to mining association rule efficiently with a quantification table. There are several advantages of M²TQT over the other approaches:

- (1) No multiple database scans, because M²TQT reads the database only once if the compressed database fits into main memory.
- (2) Reduce the process time of association rule mining because M²TQT prunes candidate itemsets which are impossible to become frequent.
- (3) A compressed database can be decompressed to the original database to support transaction updates.

The M²TQT algorithm was implemented to compare with the *Apriori* and Merged Transactions Approach for large datasets. The experiment results show that our approach performs the other two approaches.

In the future, more improvements on the compression rate are under investigation. Some interesting research issues related to compression-based mining include the study of the

best rate of compression for discovering frequent patterns. The extension of M²TQT method for FP-tree [12], [14] is another interesting topic for future work.

REFERENCES

- [1] M. C. Hung, S. Q. Weng, J. Wu, and D. L. Yang, "Efficient Mining of Association Rules Using Merged Transactions," in *WSEAS Transactions on Computers*, Issue 5, Vol. 5, pp. 916-923, 2006.
- [2] M. Z. Ashrafi, D. Taniar, and K. Smith, "A Compress-Based Association Mining Algorithm for Large Dataset," in *Proceedings of International Conference on Computational Science*, pp. 978-987, 2003.
- [3] U. Fayyad, G. Piatetsky-Shapiro, and P. Smyth, "The KDD process for extracting useful knowledge from volumes of data," *Communications of the ACM*, Vol. 39, pp. 27-34, 1996.
- [4] E. Hullermeier, "Possibilistic Induction in Decision-Tree Learning," in *Proceedings of the 13th European Conference on Machine Learning*, pp. 173-184, 2002.
- [5] J. R. Quinlan, "C4.5: programs for machine learning," Morgan Kaufmann Publishers Inc, 1993.
- [6] A. K. Jain and R. C. Dubes, *Algorithm for clustering data*: Prentice-Hall, Inc., 1988.
- [7] R. Agrawal, T. Imielinski, and A. Swami, "Mining Association Rules Between Sets of Items in Large Databases," in *Proceedings of the International Conference on Management of Data*, pp. 207-216, 1993.
- [8] R. Agrawal and R. Srikant, "Fast Algorithms for Mining Association Rules," in *Proceedings of the 20th International Conference on Very Large Data Bases*, pp. 487-499, 1994.
- [9] D. I. Lin and Z. M. Kedem, "Pincer-search: an efficient algorithm for discovering the maximum frequent set," *IEEE Transactions on Knowledge and Data Engineering*, Vol. 14, pp. 553-566, 2002.
- [10] S. Brin, R. Motwani, J. D. Ullman, and S. Tsur, "Dynamic Itemset Counting and Implication Rules for Market Basket Data," in *Proceedings of the International Conference on Management of Data*, pp. 255-264, 1997.
- [11] A. Savasere, E. Omiecinski, and S. Navathe, "An Efficient Algorithm for Mining Association Rules in Large Databases," in *Proceedings of the 21st International Conference on Very Large Data Bases*, pp. 432-444, 1995.
- [12] J. Han, J. Pei, and Y. Yin, "Mining Frequent Patterns without Candidate Generation," in *Proceedings of the International Conference on Management of Data*, pp. 1-12, 2000.
- [13] D. Burdick, M. Calimlim, J. Flannick, J. Gehrke, and T. Yiu, "MAFIA: A maximal frequent itemset algorithm," *IEEE Transactions on Knowledge and Data Engineering*, Vol. 17, pp. 1490-1504, 2005.
- [14] G. Grahne and J. Zhu, "Fast algorithms for frequent itemset mining using FP-trees," *IEEE Transactions on Knowledge and Data Engineering*, Vol. 17, pp. 1347-1362, 2005.
- [15] IBM Almaden Research Center, "Synthetic Data Generation Code for Associations and Sequential Patterns," URL: <http://www.almaden.ibm.com/software/quest/>, 2006.
- [16] D. W. L. Cheung, S. D. Lee, and B. Kao, "A general incremental technique for maintaining discovered association rules," in *Proceedings of the 15th International Conference on Database Systems for Advanced Applications*, pp. 185-194, 1997.
- [17] D. Xin, J. Han, X. Yan, and H. Cheng, "Mining Compressed Frequent-Pattern Sets," in *Proceedings of the 31st international conference on Very Large Data Bases*, pp. 709-720, 2005.