

Design of a Compact Meshed Antennas for 5G Communication Systems

Chokri Baccouch, Chayma Bahhar, Hedi Sakli, Nizar Sakli, Taoufik Aguilu

Abstract—This paper presents a hybrid system solar cell antenna for 5G mobile communications networks. We propose here a solar cell antenna with either a front face collection grid or mesh patch. The solar cell antenna of our contribution combines both optical and radiofrequency signals. Thus, we propose two solar cell antenna structures in the frequency bands of future 5G standard respectively in both 2.6 and 3.5 GHz bands. Simulation using the Advanced Design System (ADS) software allows us to analyze and determine the antenna parameters proposed in this work such as the reflection coefficient (S11), gain, directivity and radiated power.

Keywords—Patch antenna, solar cell, DC, RF, 5G.

I. INTRODUCTION

THE growth of information traffic in radio mobile communications requires the improvement of the hardware systems performance used for transmission. A vital component of these systems is the antenna, which is one of the most important design issues. In such domain, the diversity of standards (GSM, UMTS, LTE ...) led us to design antennas fulfilling many constraints such as: low manufacturing cost, multi-frequency operation, signal reception... The major challenge of many communication systems is the power supply of such systems in remote places where the power grid is not available. In order to address this challenge, the use of photovoltaic in communication systems has recently been the subject of much more researches. Solar powered communication systems received considerable attention thanks to their ability to work without necessity of being connected to an electricity grid. Traditionally, telecommunication antennas and solar cells do not mix. The antenna and the solar cell must operate independently and therefore cannot interfere. This constraint, for example, has repercussions on the weight and size of communication systems: they must have a larger surface enough to accommodate both the antenna system for transmitting and capturing data and solar cells and for the supply of electricity [1]. The integration of solar cells with

microwave antennas in a single multifunctional device gives potentially a wide range of benefits in terms of volume, weight, smart appearance and electrical performance to many applications when compared with a simple combination of antennas and solar cells. New product designs and cost reduction become possible [2]-[9].

In this paper, a method for combining a patch antenna and a photovoltaic cell in a single hybrid system for 5G standard has been studied. The rest of the paper is organized as follows: Section II presents the frequency bands for the future 5G standard. Section III describes the meshed solar cell antenna. Section IV draws the simulation results. Finally, concluding remarks are given in Section V.

II. FREQUENCY BANDS FOR THE FUTURE 5G STANDARD

A. Reserved Frequency Bands for 5G

In order to satisfy the future expected provisions, such as great high bit rate, bigger system capacity, higher data rates, reduced latency, huge device connectivity with devices, and energy discount and cost reduction, the 5G mobile communication system has been actively investigated all over the world.

Unlike previous generations, 5G should not only outcome in the deployment of new frequency bands. Indeed, if deployment of 4G goes through the use of 800, 1800 or 2600 MHz bands, 5G will need spectrum in these three ranges to achieve optimal coverage and thus satisfy needs of all users. Frequency ranges are those below 1 GHz, between 1 and 6 GHz and above 6 GHz [10].

Some approaches use the high-SHF (super high frequency: beyond 6 GHz) and EHF (extremely high frequency: essentially 30-60 GHz) bands [11], [12]. These bands are very attractive because they easily offer larger frequency bandwidth. Nevertheless, it does not target small cell environments. That's why other frequency bands should be investigated.

Concerning the frequencies distribution below 1 GHz, such as the 700 MHz band, it has been officially declared by the European Union that it will be among the reserved bands for 5G. This band is considered a gold one thanks to its best ability in buildings penetration more than its better coverage when compared to bands greater than 1 GHz. [11]. The spectrum range between 1 and 6 GHz provides a logical mix of both coverage and capacity for 5G services since that a reasonable amount of existing mobile broadband frequencies is used to ensure the first wave of 5G deployments [10]. Hence, for example, the band of 2.6 GHz and which of 3.5 GHz, well be used for 5G [14]-[17]. In addition, these two

C. B. is with the National Engineering School of Tunis, Tunis El Manar University, B.P. 37, Le Belvédère, 1002 SYS'COM Laboratory, Tunis, Tunisia (corresponding author, phone: 216-54356158; mail: chokri.baccouch13@gmail.com).

C. B. and H. S. are with the National Engineering School of Tunis, MACS Research Laboratory, National Engineering School of Gabes, Gabes University, Gabes, 6029, Tunisia (e-mail: bahharshaymaa2018@gmail.com, saklihedil2@gmail.com).

N. S. is with the 2EITA Consulting, 5 Rue du Chant des Oiseaux, 78360 Montesson, France (e-mail: nizar.s@eitaconsulting.fr).

T. A. is with the National Engineering School of Tunis, Tunis El Manar University, B.P. 37, Le Belvédère, 1002 SYS'COM Laboratory, Tunis, Tunisia (e-mail: taoufik.aguilu@gmail.com).

bands can be used for mobile networks, connected objects networks or the provision of fixed internet in rural areas [12]. So, to ensure global coverage of the territory, the use of frequencies bands above 6 GHz is necessary to reach ultra-broadband mobile. These high frequencies are well known around the world as the key of 5G's ultra-fast services since in their absence, 5G will not be able to provide much faster data speeds or support the expected growth of the marked increase in mobile traffic [10]. That's why we can say that high frequencies are intended to absorb better the traffic, but the broader the frequency, the more it can bring in speeds and therefore support users.

B. 5G Future Applications

With the appearance of 5G, data transmission speed will increase. This acceleration will affect the time response of high-tech applications such as connected and stand-alone cars that can operate safely with the sending and receiving of huge amounts of data reliably and at high speed. In addition, telemedicine, remote machine management and much more applications will be ever possible with the arrival of the 5G, and we can again find emergency services, connected drones and Internet of things, ... which are all potential applications that the 5G network can make reachable.

C. Antennas Specification for 5G

The growth of the users' number of certain applications required with the appearance of new techniques has a considerable and growing interest for antennas, which leads to the design of new reconfigurable antenna devices.

The prodigious evolution of the printed structures is linked to the considerable improvements in the field of miniaturization, the electronic circuits' integration and especially with low losses dielectric substrates. Designed antennas should be able to modify their operating frequencies, bandwidths, polarizations and radiation patterns independently to be adapted for both the change in their environment and the context of use by optimizing their performance. The basic advantage of such an antenna is that, from a conventional fixed-function antenna and by applying a switching technique of an electrical, mechanical, optical or other nature, we extend the trends and improve the functioning and the performance of wireless terminals with minimal impact on the complexity and cost of these systems.

III. MESHED SOLAR CELL ANTENNA

A. Approach

The use of printed antennas became widespread in all mobile communication systems. For this reason, we propose here a solar cell antenna scheme for 5G standard, future generation of mobile network. Several attempts to integrate solar cells with patch antennas have been studied [2], [4], [7], [8], but they did not pay attention to the antenna patch when placed above a solar cell. To correct these misdeeds, especially of limited surface area, encountered during the patch antenna integration with a photovoltaic cell, we propose here types of antennas based on photovoltaic cells optically

transparent with mesh patch. Mesh optically transparent patch antennas are antennas that have a certain level of optical transparency. These ones fit potentially when integrated with solar cells for small satellites. Traditional patch antennas used on small satellites compete with solar cells in the surface. However, a mesh patch antenna can be placed directly on the solar cells and solve the problem of surface limitation. For such integration, a high optical transparency of the patch antenna is required from the side of solar cells, since these latest require sufficient sunlight to generate adequate electrical power. On the other hand, the antenna must have some acceptable electrical properties to radiate correctly and efficiently [13]-[15]. The hybrid system is dedicated to the energy recovery and the RF transmission. This structure was made of a photovoltaic cell in which the front grid has been designed to have a miniature antenna fitted to the band transmission and minimizing the power loss of the cell intended to energy conversion. The received electrical energy is used for complete system functioning.

B. Meshed Solar Cell Antenna Structure

The designed structure used in this paper is a printed solar cell antenna with a substrate containing different layers of two major components, the multi-layered substrate of solar cell antenna (Fig. 1) shows the proposed design as the radiating element and the solar cell structure which consists of three main layers: anode lattice, silicon and cathode. The materials used in this design for the anode and cathode layers are respectively silver and aluminum. The silicon is based on an insulating layer SiO_2 which confers to the components, realized a higher operating frequency and an ability to operate at low voltage, low power consumption and insensitivity to the effects of ionizing radiation.

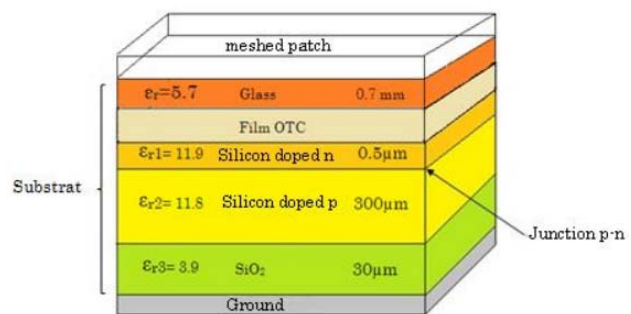


Fig.1 Multi-layered substrate of solar cell antenna

IV. SIMULATIONS RESULTS AND DISCUSSIONS

The solar cell antenna has been studied in another work by determining its collected electrical power according to the geometric parameters of the patch or its front face collection grid [19], [22]. Some of the parameters concern the width of lines constituting the patch, the metal height or the distance between the lines. The optimum values of these geometric parameters obtained are used for the design of solar cell antenna [16]. The optically transparent mesh antennas dedicated to the frequencies bands of 2.6 and 3.5 GHz are

studied here to test the parameters of the proposed solar cell antenna, such as the reflection coefficient S11, directivity, gain and radiated power. We propose two solar cell antenna models (Figs. 2 and 3) simulated using ADS software.

frequencies. In other words, a gain of 2.66 dBi is obtained at 2.6 GHz, but 7.28 dBi is reached at 3.5 GHz.

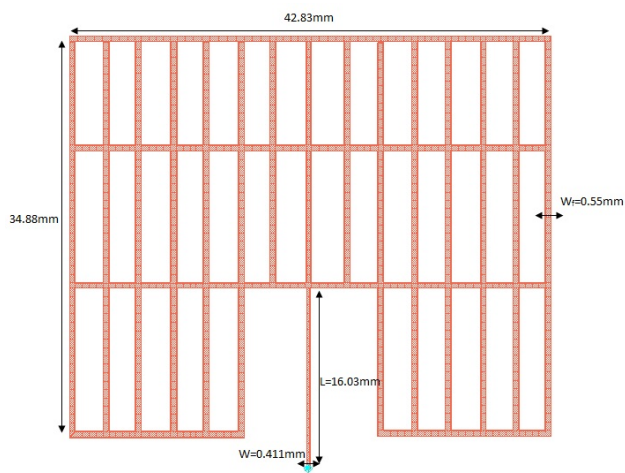


Fig. 2 Solar cell antenna for 2.6 GHz

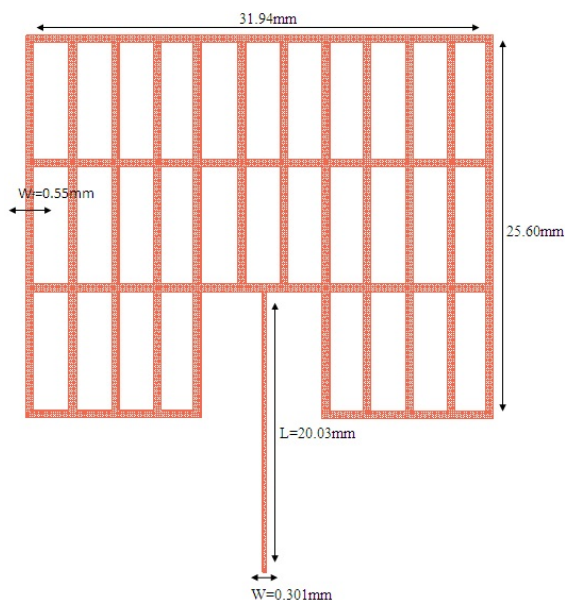


Fig. 3 Solar cell antenna for 3.5 GHz

Solar cell antenna was simulated and the reflection coefficient S11 is presented in Figs. 4 and 5. In antenna theory, such as patch antennas, an antenna should be a perfect radiator rather than a perfect absorber. The results of the simulation show that the solar cell antennas designed at 2.6 GHz with S11 = -23.82 dB and at 3.5 GHz with S11 = -39.96 dB can be used for digital satellite communication systems.

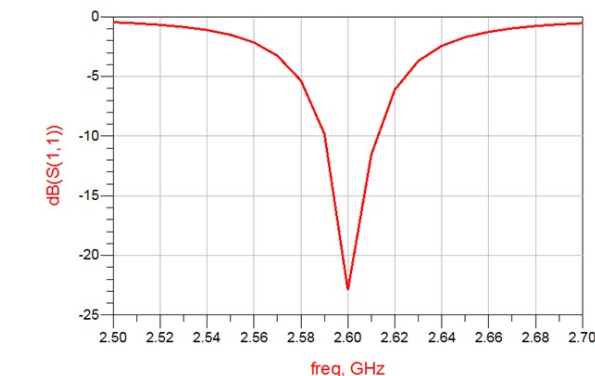


Fig. 4 Parameter S11 for 2.6 GHz

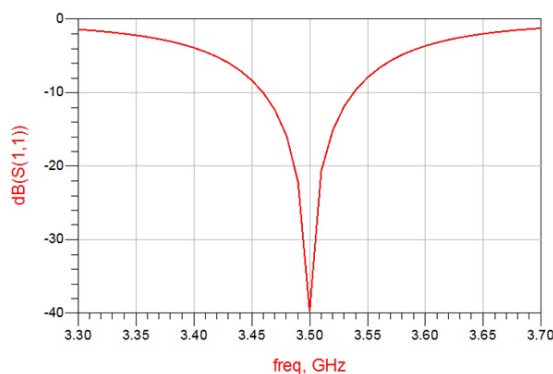


Fig. 5 Parameter S11 for 3.5 GHz



Fig. 6 Gain and directivity for 2.6 GHz

When designing an antenna, the gain must be taken into consideration since it is an important metric. The good values of S11 and VSWR are not enough to confirm a good radiation. Figs. 6 and 7 show the gain radiation diagram for the two

Figs. 8 and 9 show the radiation diagram in the plane E and H for both frequencies. This reflects a very directive radiation by offering a total directivity of 5.43 dBi at 2.6 GHz and 7.37 dBi at 3.5 GHz. This allows the antenna to be used especially in the point to point transmission systems.

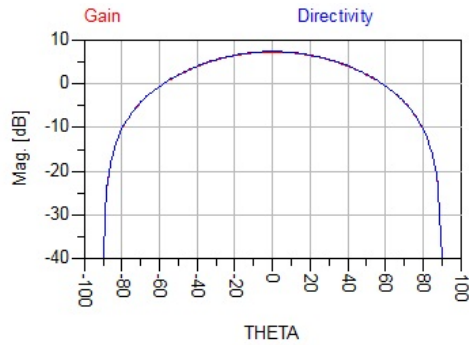


Fig. 7 Gain and directivity for 3.5 GHz

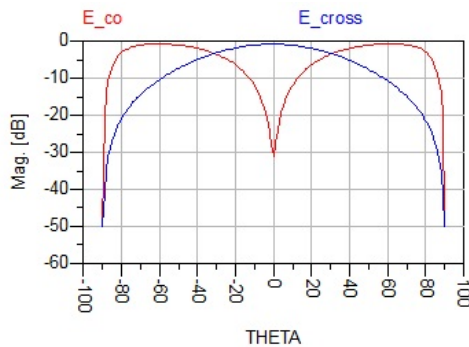


Fig. 8 Far field radiation pattern in E plane for 2.6 GHz

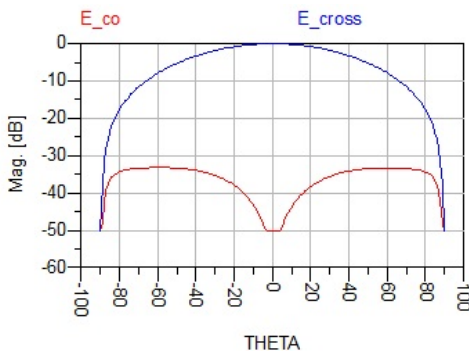


Fig. 9 Far field radiation pattern in E plane for 3.5 GHz

V. CONCLUSION

In this work, we have presented a two solar cell antenna for energy harvesting and RF transmission for the future standard 5G. These are optically transparent meshed solar cell antennas printed on a multilayer substrate such as glass which is a totally transparent layer, an OTC film with conductive and transparent properties and semi-transparent silicon layers. Good results of simulation are obtained, such as the electric power collected as a solar cell; and the gain, the directivity, the reflection parameter as an antenna.

ACKNOWLEDGMENT

The authors would like to acknowledge their research laboratory for all the effort made to be better at each published

work.

REFERENCES

- [1] Olli Kursu, Marko E. Leinonen, Giuseppe Destino, Nuutti Tervo, Marko Sonkki, Timo Rahkonen, Aarno Pärssinen, Saira Tammelin, Marko Pettissalo and Aki Korvala. Design and measurement of a 5G mmW mobile backhaul transceiver at 28 GHz. EURASIP Journal on Wireless Communications and Networking (2018) 2018:201 <https://doi.org/10.1186/s13638-018-1211-5>.
- [2] Maharaja M., Kalaiselvan C.2013. Integration of Antenna and Solar Cell for Satellite and Terrestrial Communication. International Journal of Scientific and Research Publications, Volume 3, Issue 5.
- [3] Jan Mietzner and Peter A. Hoehner. On the Duality between MIMO Systems with Distributed Antennas and MIMO Systems with Colocated Antennas. Hindawi Publishing Corporation EURASIP Journal on Advances in Signal Processing. Volume 2008, Article ID 360490, 9 pages doi:10.1155/2008/360490.
- [4] Mahmoud, Mahmoud N., Baktur Rahyan, Burt Robert. Fully Integrated Solar Panel Slot Antenna for Small Satellites. 24th Annual AIAA/USU Conference on Small Satellite.
- [5] Forbes Michael. 2013. Solar Power for Railway Signaling and Communications. The Institution of Railway Signal Engineers Inc Australasian Section Incorporated, IRSE Annual General Meeting, 15 March 2013.
- [6] Angeliki Alexiou, Monica Navarro, and Robert W. Heath Jr. Smart Antennas for Next Generation Wireless Systems. Hindawi Publishing Corporation EURASIP Journal on Wireless Communications and Networking. Volume 2007, Article ID 20427, 2 pages doi:10.1155/2007/20427.
- [7] Shynu, S. V., M. J. R. Ons, P. McEvoy, M. J. Ammann, S. J. McCormack, and B. Norton. 2009. Integration of microstrip patch antenna with polycrystalline silicon solar cell. IEEE Trans. Antennas Propag, Vol. 57, No. 12, 39693972.
- [8] Turpin, T. W. and R. Baktur. 2009. Meshed patch antennas integrated on solar cells. IEEE Antennas Wireless Propag. Lett, Vol. 8, 693 696.
- [9] Leonel Arévalo, Rodrigo C. de Lamare, Martin Haardt and Raimundo Sampaio-Neto. Decoupled signal detection for the uplink of massive MIMO in 5G heterogeneous networks. EURASIP Journal on Wireless Communications and Networking (2017) 2017:131 DOI 10.1186/s13638-017-0916-1.
- [10] Danesh, M. and J. R. Long. 2011. An autonomous wireless sensor node incorporating a solar cell antenna for energy harvesting. IEEE Trans. Microw. Theory Tech, Vol. 59, No. 12, 35463555.
- [11] Ons, M.J.R.; Shynu, S.V.; Ammann, M.J.; McCormack, S.; Norton, B. 2007. Investigation on Proximity-Coupled Microstrip Integrated PV Antenna. IEEE Antennas and Propagation, EuCAP. pp. 1 3.
- [12] Y. Azar et al., 28 GHz Propagation Measurements for Outdoor Cellular Communications Using Steerable Beam Antennas in New York City, 2013 IEEE ICC, 2013, pp. 514347.
- [13] C. Baccouch, H. Sakli, D. Bouchouicha, T. Aguilu. 2016. Patch antenna based on a photovoltaic solar cell grid collection. Progress in Electromagnetic Research Symposium (PIERS).
- [14] G. Clasen, R. Langley.2004. Meshed Patch Antenna. IEEE Transaction on Antennas and Propagation, June, Vol. 52, No. 6.
- [15] Timothy W. Turpin.2008. Meshed Patch Antennas Integrated on Solar Cell – A Feasibility Study and Optimization. M.S. thesis, ECE Dept., USU, Logan, UT.
- [16] C. Baccouch, H. Sakli, D. Bouchouicha, T. Aguilu.(2015).Optimization of the Collecting Grid Front Side of a Photovoltaic Cell Dedicated to the RF Transmission. 2nd International Conference on Automation, Control, Engineering and Computer Science ACECS, 22- 24 March 2015 Sousse, Tunisia.



Chokri Baccouch was born in Gabes Tunisia, in 1988. PhD in Telecommunications from the National School of Engineering of Tunis (ENIT), Tunisia. He received the National diploma in engineering Telecommunications and Networks from the National School of Engineering of Gabes (ENIG), Tunisia, in 2012.



Chayma Bahhar was born in Gabes Tunisia, in 1994. He received the M.S. degree in Electronics and Telecommunications from the Higher Institute of Computer Science and Multimedia of Gabes in 2019.



Hedi Sakli is born in Tunisia in 1966. He received the M.S. degree in High Frequency Communication Systems from Marne-La-Valley University, France in 2002, a PhD degree in 2009 and HDR degree in 2014 in telecommunications from the National Engineering School of Tunis, Tunis El Manar University, Tunisia. He is since 2010 assistant professor at the University of Gabes. He is the author of more than 30 articles. His research interests propagation in anisotropic media, Ferrite and metamaterials, numerical methods in electromagnetics and antennas.



Nizar Sakli is born in Tunisia in 1981. President of EITA Consulting in Paris (France). His field of activity is computer science, 5G, connected objects, IoT and sensor networks.



Taoufik Aguil received degree in electrical engineering and the PhD degree in Telecommunications from INSA, France, in 1990. He is a Professor with the National Engineering School of Tunis (ENIT), Tunis, Tunisia. His research interests include electromagnetic microwave circuit modeling and analysis of scattering and propagation phenomena in free space. He is currently a Director with the Communications System Laboratory (SYSCOM).