

An Investigation into Sealing Materials for Vacuum Glazing

Paul Onyegbule, Harjit Singh

Abstract—Vacuum glazing is an innovative transparent thermal insulator that has application in high performance window, especially in renewable energy. Different materials as well as sealing methods have been adopted to seal windows with different temperatures. The impact of temperatures on sealing layers has been found to have significant effects on the microstructure of the seal. This paper seeks to investigate the effects of sealing materials specifically glass powder and flux compound (borax) for vacuum glazing. The findings of the experiment conducted show that the sealing material was rigid with some leakage around the edge, and we found that this could be stopped by enhancing the uniformity of the seal within the periphery. Also, we found that due to the intense tensile stress from the oven surface temperature of the seal at 200 °C, a crack was observed at the side of the glass. Based on the above findings, this study concludes that a glass powder with a lower melting temperature of below 250 °C with the addition of an adhesive (borax flux) should be used for future vacuum seals.

Keywords—Double glazed windows, U-value, borax powder, edge seal.

I. INTRODUCTION

WINDOWS consist of a glazing guided by a frame around the edge. The glass panes allow sunlight to get into the building. Vacuum glazing is an energy-saving transparent construction material with unique properties such as excellent thermal insulating property, ageing resistance, visible light transmission, and infrared light reflection. These properties originate as an outcome from a good development potential, hence making vacuum glazing using glass processing technology, an interesting area of research [1], [2]. In vacuum glazing, heat loss is one key challenges experienced by manufacturers. Basically, heat loss is experienced through the windows in different ways such as conduction, convection and radiation. Specifically, low-e coatings in the glass, play a significant role in radiative heat loss to a low vacuum space (0.1 Pa) between the two sodium glass sheets [3]. Also, in vacuum glazing, the type of seal can affect the thermal transmittance of the glass. The thermal transmittance otherwise referred to as the U-value, is one-third of that of a typical gas filled double glazing. Collins and Robison from Sydney University, pioneered a study, whereby they successfully fabricated a vacuum glazing technology in 1989. The general processes involved in fabrication of window glazing is by coating round two glass panes using a sealing solder, introduced into a vacuum heating furnace for melting which seals the glass at a certain temperature. During this

process, deformation could occur due to elevated temperature. This can be avoided by performing the sealing below the melting temperature of the glass. Soda lime glass has a softening temperature of about 550-600 °C [4]. Vacuum sealing in a kiln is carried out at low temperature to maintain shrinkage during annealing [5]. These generate stress on the sealing edge of the vacuum glazing, and if this exceeds the allowable stress of the glass or sealing layer, it will cause it to break. Additionally, the sealing solder must have a thermal expansion coefficient that is uniform to the thermal expansion of glass.

In the past, indium alloy has been used as a seal for vacuum glazing. For example, they successfully fabricated an edge seal using indium alloy material which was reported at the University of Ulster [7]. The Ulster group found out that there was a formation of micro pin holes and cracks on the seal which reduces the performance of the seal. Nonetheless, indium alloy has an advantage over the use of glass powder seal because it requires a low heating of less than 200 °C. However, it is important to mention that, despite of this advantage, a technological drawback of indium alloy seal is its high price as well as its limited supply [6], [7].

Guardian industries UK, Ever-Sealed Window Inc, and a German Grenzebach GmbH company formulated the idea of using either a strip of metal or thin stainless-steel foil as a flexible edge seal, using ultrasonic bonding which has been found to withstand extreme weather conditions [4], [8]. Additionally, the stress at the edge area of the glass panes, which is caused as a result of the bonding between the flexible edge seal and the glass panes, has been found to be smaller than when using either solder glass or indium alloy edge seal [8]. What this means is that, in order to maintain a vacuum pressure of < 0.1 Pa on the vacuum glazing, the edge seal should be leak-free around the glass panes [4].

Currently sealing techniques focus on short term sealing performance although this depends on the chemical composition of the seal. In vacuum seals, the higher the glass contents of the composite seal, the better the leak rate. However, one of the characteristics of a good sealing solder is that it must have a thermal expansion coefficient similar to that of soda-lime glass which is $8.6 \times 10^{-6}/^{\circ}\text{C}$ although variation in sealing temperatures could also affect the growth form and perhaps, the grain size of the sealing solder.

During fabrication, the diffusion caused by the element affinity on the bonding interface between the solder and the glass substrate changes the sealing formation, stress, microstructure and general performance of the glass including the life span [8], [9]. Thus, vacuum glazing has a need for

Paul Onyegbule is with the Brunel University, United Kingdom (e-mail: onyegbulepaul@gmail.com).

high-performance sealing solder and sealing technology. The present study has focused on the bearing stress, the residual stress of the sealing edge and heat transfer mechanisms of the vacuum glazing [10]-[12]. Limited results on sealing materials, manufacturing theories and design techniques have not been proven as a success and the theoretical research in this area is still at an exploratory stage.

TABLE I
SEALS AND PROPERTIES

Type of seal	Manufacturer	U value [Wm ⁻¹ K ⁻¹]	Melting Temperature [°C]	Vacuum pressure [Pa]
Indium Alloy	Ulster Group	83.7	450-530	-
Ceramic	-	0.33	180	4.8x10 ⁻²
Composite edge seal	-	0.33	180	4.8x10 ⁻²
Cerasolzer edge seal	Asahi glass company	7.47	186-200	0.1 or less
Solder glass	Sydney group	1	450-530	-
Laminate edge seal	Schultz & Jensen 2008	0.46	-	-

II. FABRICATION PROCESS

This paper tends to discuss the process of fabrication of a vacuum seal which sustain vacuum for 0.01 Pa for a long period of time.

A. Material Composition

- Two 150mm × 150 mm soda-lime float glasses with arise edges.
- Glass thickness: 4 mm
- Mix proportion of the sample: 80:20 and 4% quantity of water.
- 3~5 µm of the borax flux.
- 3~5 µm of fume silica

TABLE II
CHEMICAL COMPOSITION OF GLASS POWDER

Material composition	wt. %
Na ₂ O,	3.51
ZnO	0.52
MgO	0.57
BaO	9.4
PbO	0.37
SiO ₂	54.1
Al ₂ O ₃	1.52

Other properties of the glass powder include:

- Softening Point: 390 °C
- Transition Point: 350 °C
- Coefficient of thermal expansion: 108 × 10⁻⁷/K (30-300 °C)

B. Preparation and Evaluation of the Seals

- 100 vol. % glass powders were mixed with water in a 100ml crucible.
- A commercial borax flux compound with 3~5 µm of diameter was employed for the preparation of the composite seal.
- The finely ground glass powder was mixed with borax flux compound to form a paste.

- Glass cleaning around the edge seal region to avoid contamination.
- Four glass strips were placed at the side of the glass to prevent the glass powder melt from spreading all over the glass.
- The paste was applied around the edge of the assembled 150 mm x 150 mm glass unit.
- The samples were prepared by sintering the compacts at 150-200 °C for 1h in a conventional oven (to dry up the volatile organics before firing).
- The assembled glass unit was placed inside the oven where it was gradually heated from 30 °C to 620 °C at which the glass powder melts and is drawn between the two glasses. This was achieved by gradually increasing the voltage of the transformer connected to the oven.
- Pressure was applied during annealing process to keep the glass sheet at a predetermined spacing.
- After cooling, the glazing was removed from the kiln; thermal performance characterisation and visual inspection were undertaken.




Fig. 1 (a) 90 vol.% glass powder, 10 wt.% borax




Fig. 1 (b) 50 vol.% glass powder + 50 wt.% borax



Fig. 2 (a) Kiln

(b) Sample mixture

C. Testing

The vacuum glazing setup was performed by first cleaning the glass sheets with solvent to avoid impurities and placing one part of the glass pane over the other. A glass strip was placed between the two glasses, while the seal was applied at

the panes. The panes were heated in a 100-250 °C vacuum environment for 10–50 min. The glass panes were sealed with a paste as the water and organic matter were removed from the glass to form an integral part of the structure [9], [13]. The fabrication was done in two phases; Sample A and B. Sample A was more of glass powder, while B was added with additive borax flux. The glass was cleaned to remove impurities such as oil contamination before it was introduced into the kiln. The powder quality ratio of the mixture in sample A was 10:1. The sample was heated in the kiln from a temperature of 30 °C to an elevated temperature of about 600 °C. The temperature regulation was manually increased at intervals of 10 to 15 mins by gradually increasing the voltage of the transformer. The sealing properties of the fabricated seal could be analysed by carrying out a leak test. The higher the content of the glass composite seals, the lower the leak rate [14]. But, this is beyond the scope of this paper.

D. Testing Apparatus



Fig. 3 Kiln with Transformer




Fig. 4 Vacuum glazing system setups with sealed glass

E. Results and Discussions

TABLE III
SAMPLE A (90 WT.% GLASS POWDER + 10 WT.% BORAX FLUX) POWDER
QUALITY RATIO OF THE MIXTURE 10:1

Temp °C	Remark
100 - 250 (Initial preheating in a vacuum environment)	Volatile organic dried up
160 – 200	No observable degradation
240 – 280	Partial melting of the seal
260 – 300	There was a glass crack noise heard
320 – 450	Seal Completely melted
460 – 580	Leak around the seal

TABLE IV
SAMPLE B (50 VOL.% GLASS POWDER + 50 WT.% BORAX FLUX) POWDER
QUALITY RATIO OF THE MIXTURE 10:5

Temp °C	Remark
100 - 230 (Initial preheating in a vacuum environment)	Volatile organic dried up
160 – 190	No observable degradation
200 – 250	Partial melting of the seal
260 – 280	No observation
290 – 370	Seal Completely melted
380 – 450	No Crack around the seal

F. Sealing Structure

The experiment was carried out in two phases. First, sample A comprises of 90 vol.% glass powder plus 10 wt.% borax flux. Sample B, was 50 vol.% glass powder plus 50 wt.% borax fluxes. Both results were tabulated in Tables III and IV, respectively. Sample B was produced at a low temperature due to the addition of additive (borax flux). At various temperatures during the heating process, the sealing temperature was gradually increased at an interval of 30 °C at every 10 mins. At a temperature of 240-280 °C, the connection between the glass and the sealing layer was still in contact and clear; the glass powder had not completely been melted in sample A. There were pores and cracks between the bulks and glass powder paste. The viscosity of the sealing solder was relatively large, which affects the flow of the residual gas between the particles that had not yet melted.

Pores and cracks were generated on the seal. During melting, elements from the glass powder migrated around the edges of the glass to form a wet layer within the glass strips. This reaction happened at a gradual process due to the way that the transformer was gradually increased to regulate the sealing temperature. However, the viscosity of the sealing solder gradually reduced, while temperature was increased in both samples. Pores flowed to the outside from the melting layer, due to the internal and external pressure difference within the two glasses. The glass strips between the glasses formed a barrier which did not allow the melted seal flow into the entire glass when completely melted. The transformer was increased at the interval of 10 mins which accelerated the temperature to 600 °C, resulting to a crack on the seal in sample A. At this stage, the element migration created a wetting layer because the glass powder paste had melted to a vitreous state. The bonding between the sealing layer and the glass became tight at a temperature of about 460-580 °C. In other words, Sample B which had more percentage of the borax flux compound had a good sealing performance. There was no pronounced bulk and the structure was in a glass liquid form. The seal began melting at 200-250 °C and melted completely at 370 °C. The sealing temperature at this point may have caused some physical and chemical changes on the glass together with the seal. This may have also affected the migration on the sealing interface which has a significant effect on the vacuum glazing. The entire process of element migration created a chemical and physical reaction on the sealing interface which generated new matter within the edge seal of the glass panes. The generated chemical bond

enhanced and strengthened the sealing between the glasses, hence improved the bonding performance between the glass and the sealing layer. At 380 °C, the glass flowed relatively well and wetted the glass material thus, contributing to a strong bond. At 400 °C, the glass began to devitrify. Temperature increase enhances the strength of the seal which would be formed. Crystals were formed which controls the thermal expansion of glass and variation of thermal expansion properties will occur with variation in heating conditions.

G. Annealing

The samples were cooled at 10 °C for every 5 mins. to relieve the internal stress that was formed during heating. The cooling was done to room temperature. Crack was seen during cooling in Sample A because of thermal stress. The glass bends and stretches due to the surface temperature of the kiln.

III. CONCLUSION

1. Investigation into sealing material such as glass powder and borax flux has been done in different respect. Most common material used in preparing a seal is the glass powder. It usually comes in slurry, dry or alcohol form, then broken or grounded into a quantified size. One characteristic of the sealed article of glass powder is that, in the heating and cooling and as a result, proper care must be taken during this process. Generally, glass seals are susceptible going through a section of high transitory stresses at elevated temperature. A disparity in temperature plays a key role by leading to a momentary stress during heating which lead to further compression during annealing. A reduction in the rate of firing and annealing results in a reduction of the amount of stress produced. An increase in temperature influences the strength of the seal, the chemical resistivity, thermal expansion matching the glass and low viscosity.
2. Irregularities in the changes of the seal such as tension, compression and the temperature at which the highest stress occurs in both samples. This was as a result of temperature increase which affects the durability of the seal. Choosing a material for vacuum seal, it is important to consider the stresses that cultivate during firing and annealing process.
3. The concept of using borax flux compound in fabrication of seal presented in this work lowers the melting point of the glass powder in sample B. The flux oxide serves as a good flux additive to the glass powder which helped to fit on wet around the edges of the glass.
4. The seal bond produced on the two samples was strong. There was no crack on sample B, but rather a leakage was observed on sample A. This was due to the non-uniformity of the material. The crack in A was due to the temperature gradient.
5. The sealing method needs to be uniform to prevent the leak observed in sample A. In the other words, the temperature needs to be controlled in order to match the softening and melting point of the material.

A. Further Perspectives of This Research

This section outlines the next phase of this work. First, a hardness test of the sealing layer with different sealing temperatures will be tested using a scanning electron microscope SEM. This will help to reveal more accurately, the partial cracks on the seal. A residual stress test of the sealing layers would be carried out using an electrical measuring method. The thermal performance can be improved by reducing the width of the seal and using a low-emissivity coating on the surface of the glass. At the end, the results will identify the solder sealing performance of vacuum glazing and ways of improving the manufacturing techniques.

REFERENCES

- [1] R. A. Synowicki, B. D. Johs, A.C. Martin. Optical properties of soda-lime float glass from spectroscopic ellipsometry. *Thin Solid Films*, 519 (9) (2011), pp. 2907-29134.
- [2] Luo LH, Huang ZZ, Wu YF, Cheng D, Sun LL, Cheng L, et al. Sealing properties of BaOeCaOeAl₂O₃eB₂O₃eSiO₂ glass ceramics to large size planar IT-SOFC. *J Chin Ceram Soc* 2014; 42(1):101 - 7.
- [3] Robinson SJ, Collins RE. Evacuated windows-theory and practice. In *Proceeding of ISES solar world congress*; 1989. Kobe, Japan: Oxford: Pergamon; 1989.
- [4] Griffiths PW, di Leo M, Cartwright P, Eames PC, Yianoulis P, Leftheriotis G, et al. (1998). Fabrication of evacuated glazing at low temperature. *Sol Energy*; 63:243 - 9.
- [5] Miao H, Xi XB, Zhang RH, Zuo DW, Wang HL. Numerical calculation and experimental research on wind load of vacuum plate glass. *Acta Energise. Solaris Sin* 2013; 34(11):188895.
- [6] Duffie, J. and Beckman, W. (1991). *Solar engineering of thermal processes*. 1st edition. New York: Wiley.
- [7] Eames, P. (2008). *Vacuum glazing: Current performance and prospects*.
- [8] Fang Y, Hyde TJ, Ayra F, Hewitt N, Eames PC, Norton B, et al. Indium alloy sealed vacuum glazing development and context. *Renew Sustain Energy Rev* 2014; 37:480 - 502.
- [9] 9. Ng N, Collins RE, So L. Thermal conductance measurement on vacuum glazing. *Int J Heat Mass Transfer* 2006; 49(25 - 26):4877 - 85.
- [10] Yu Li A, Du JP, Han MF, Peng SP. Structure and sealing properties of Bi₂O₃-EBaOeSiO₂eR_xO_y glass. *J University of Science and Technology Beijing* 2011; 33(12):1529 - 35.
- [11] Zhang LY, Qin ML, Qu XH, Lu YJ, Zhang XY. Study on active brazing of AlN Ceramics and Mo - Ni - Cu alloy. *Rare Metal Mater Eng* 2009; 38(12):2159- 62.
- [12] Zhang RH, Ma CW, Miao H, Zhang Y, Kong DJ. Theoretical analysis and Experimental study on heat transfer in vacuum plate glass. *Trans Chin Soc Agric Mach* 2006; 12:134- 12.
- [13] Fang, Y., Eames, P., Hyde, T. and Norton, B. (2005). Complex multilateral insulating frames for windows with evacuated glazing.
- [14] Jae C, Hyuk K, Young K, Ju L and Sung P. Sealing Properties of Ceramic Fibre Composites for SOFC Application. 10.4028/www.scientific.net/SSP-126.803.