

Use of Locomotor Activity of Rainbow Trout Juveniles in Identifying Sublethal Concentrations of Landfill Leachate

Tomas Makaras, Gintaras Svecevičius

Abstract—Landfill waste is a common problem as it has an economic and environmental impact even if it is closed. Landfill waste contains a high density of various persistent compounds such as heavy metals, organic and inorganic materials. As persistent compounds are slowly-degradable or even non-degradable in the environment, they often produce sublethal or even lethal effects on aquatic organisms. The aims of the present study were to estimate sublethal effects of the Kairiai landfill (WGS: 55°55'46.74", 23°23'28.4") leachate on the locomotor activity of rainbow trout *Oncorhynchus mykiss* juveniles using the original system package developed in our laboratory for automated monitoring, recording and analysis of aquatic organisms' activity, and to determine patterns of fish behavioral response to sublethal effects of leachate. Four different concentrations of leachate were chosen: 0.125; 0.25; 0.5 and 1.0 mL/L (0.0025; 0.005; 0.01 and 0.002 as part of 96-hour LC50, respectively). Locomotor activity was measured after 5, 10 and 30 minutes of exposure during 1-minute test-periods of each fish (7 fish per treatment). The threshold-effect-concentration amounted to 0.18 mL/L (0.0036 parts of 96-hour LC50). This concentration was found to be even 2.8-fold lower than the concentration generally assumed to be "safe" for fish. At higher concentrations, the landfill leachate solution elicited behavioral response of test fish to sublethal levels of pollutants. The ability of the rainbow trout to detect and avoid contaminants occurred after 5 minutes of exposure. The intensity of locomotor activity reached a peak within 10 minutes, evidently decreasing after 30 minutes. This could be explained by the physiological and biochemical adaptation of fish to altered environmental conditions. It has been established that the locomotor activity of juvenile trout depends on leachate concentration and exposure duration. Modeling of these parameters showed that the activity of juveniles increased at higher leachate concentrations, but slightly decreased with the increasing exposure duration. Experiment results confirm that the behavior of rainbow trout juveniles is a sensitive and rapid biomarker that can be used in combination with the system for fish behavior monitoring, registration and analysis to determine sublethal concentrations of pollutants in ambient water. Further research should be focused on software improvement aimed to include more parameters of aquatic organisms' behavior and to investigate the most rapid and appropriate behavioral responses in different species. In practice, this study could be the basis for the development and creation of biological early-warning systems (BEWS).

Keywords—Fish behavior biomarker, landfill leachate, locomotor activity, rainbow trout juveniles, sublethal effects.

T. Makaras is with the Institute of Ecology of the Nature Research Center, Vilnius 08412, Lithuania (phone: +370-678-31656, e-mail: makaras.tomas@gmail.com).

G. Svecevičius is with the Institute of Ecology of the Nature Research Center, Vilnius 08412, Lithuania (e-mail: gintaras.svecevicus@takas.com).

I. INTRODUCTION

LANDFILL sites are associated with a lot of adverse effects on the environment [1]-[5]. Landfill leachate is a liquid material formed when landfill waste decomposes. When entering ambient waters, landfill leachate may affect water quality because it changes the chemical composition of water and that of bottom sediments [6]. Moreover, leachate can disrupt the biological and nutritional balance between organisms or cause various long-term unpredictable changes in populations of the aquatic ecosystem [7].

Landfill waste contains various persistent compounds such as heavy metals, organic and inorganic materials, that are slowly degradable or even non-degradable, and, therefore, remain in the natural environment for a long-time [8], [9]. Heavy metals (i.e. copper, chrome, nickel, zinc, cadmium, mercury) that are found in leachate at higher concentrations are particularly toxic in their soluble forms that are able to oxygenate cells (e.g. hexavalent chrome), damage gill cells (e.g. zinc), disrupt the process of osmosis (e.g. mercury) leading to the depletion of inner organ cells [10]. In addition, the accumulation of metals in tissues of internal organs of the aquatic biota may cause various metabolic alterations and undesirable changes, and consequently, severe effects and health hazards [11]. Investigations into leachate toxicity and its effect on fish behavior showed that heavy metals may affect cells of fish gills and consequently, disorganize their behavior [12], [13]. Moreover, numerous studies have demonstrated that copper, cadmium, lead, and zinc are common metals that cause olfactory toxicity in fish leading to decreased sense of smell. Changes in the olfactory organs reduce the ability of fish to respond rapidly to pollutants [14]-[16]. Leachate metals may be bound by suspended organic matter that could reduce metal toxicity in water. In some cases, basic, unstable, acidic, and nonpolar organics could be the major toxicants in leachate [17]. Therefore, toxicity of landfill leachate depends on what has been deposited in the landfill for years and on leachate composition. The great diversity of effects that landfill leachate exerts on organisms has aroused a greater interest of scientists encouraging them to undertake investigations into toxicity effects of complex effluents on aquatic biota [17]-[19].

Individual pollutants in water usually do not exceed the maximum-allowable-concentration (MAC). However, due to the existing synergistic or antagonistic effects of toxicants, the combination of different chemicals produces a stronger effect on aquatic organisms than individual toxicants [20], [21].

Therefore, it is essential to determine the level of landfill leachate toxicity as a mixture of contaminants outgoing from closed landfills [22].

Toxicity assessment of complex effluents using only physicochemical measurements does not provide accurate and full information on the possible synergistic or antagonistic effects that landfill leachate may have on aquatic biota. Therefore, in order to assess water toxicity, it is necessary to carry out biological tests. Bioassays involve the use of the most sensitive aquatic species and their test-responses. Test-objects should be easy to culture and maintain under laboratory conditions, their behavioral parameters should be easy to record and be responsive not only to acute toxicity levels, but also to sublethal concentrations [22], [23].

Behavior of certain fish species is a highly sensitive biomarker of environmental water contamination [12], [24]-[29]. Fish locomotor behavior is defined as a variety of fish movements and their ability to move from one place to another [30]. Furthermore, movement may also involve "undirected" orientation or "directed" locomotor response to a gradient of natural stimuli such as temperature, light, salinity, chemicals (i.e. pheromones, food odor) and also chemical toxicants in water [30]. Parameters of locomotion indicating fish movements such as mobility and swimming intensity can be easily recorded [30]. They are ecologically-significant responses to low sublethal concentrations of contaminants, allowing fish to detect (*detection response*) and avoid (*avoidance response*) contaminated sites [31], [32]. Integrated rapid behavioral responses observed when conducting a complex test in a short-period of time allow determining sublethal effects of contaminants or evaluating the level of water toxicity as well as calculating the expected effective and non-effective concentrations of certain chemicals [29], [33].

Unfortunately, biological tests designed to assess water quality based on fish behavior are still not standardized by the International Organization of Standards (ISO). However, behavioral responses of fish are sometimes reported to be 100 [34], [35] or even 1000 times [36] more sensitive than acute toxicity tests and, therefore, are highly recommendable compared to standardized biological tests. The American Society and Testing Materials (ASTM) has developed the guide for fish behavioral response measurement during standard laboratory toxicity tests, which, however, contains only some general information on methods for qualitative and quantitative fish behavior assessment [37]-[39]. Unfortunately, standardization processes in Europe are still in the stage of development.

New and more advanced systems and methods for monitoring, registration and analysis of fish behavioral responses have been developed over the last decades [30], [31], [40]-[46]. The novelty of the current study lies in the application of the original system package developed for the automatic monitoring, recording and analysis of behavioral response patterns in aquatic organisms. The system software is designed to convert the video record of fish behavior into a digital form, which facilitates further data processing and analysis. In practice, digitized data analysis can be useful for

modeling with several different parameters such as fish response to stimuli and environmental factors.

For the experiments, we chose the rainbow trout (*Oncorhynchus mykiss*, Walbaum, 1792) that is very sensitive to aquatic pollutants, especially in early stages of its development [25], [26], [28]. The sensitivity of a test *species* is usually compared with that of a *standard species* (e.g. *rainbow trout*) [47], [48].

The aim of the present study was to experimentally evaluate the effect of the Kairiai landfill leachate at sublethal concentrations on the rainbow trout behavior based on the locomotor activity analysis (1); to determine the threshold-effect-concentration (TEC) of leachate for test fish (2); to compare the data obtained with the results of acute toxicity tests (3); to determine behavioral response dependence on leachate concentration and exposure duration (4); to establish patterns of fish behavioral response to sublethal effects of leachate (5).

II. MATERIALS AND METHODS

The tests were conducted on artificially bred (Meškerinė hatchery, Svenčionys District, Lithuania) 1-2 month old rainbow trout juveniles. The average length of test fish was 6.45 ± 0.63 mm and the total weight was 3.90 ± 0.38 g (mean \pm S.E.M., $n = 28$, respectively).

The Kairiai landfill leachate (Šiauliai District, Lithuania, WGS: 55°55'46.74 "23°23'28.4") was used as a toxicant. Leachate samples were collected in July, 2014. Physicochemical parameters of the investigated leachate were as follows: anions: Cl^- (1 889), SO_4^{2-} (60.4), HCO_3^- (1,930), CO_3^{2-} (8.71), NO_2^- (2.89), NO_3^- (<0.050); cations: Ca^{2+} (1,196), Mg^{2+} (582), K^+ (90.9), Na^+ (103), NH_4^+ (100) mg/L, respectively; heavy metals: Cu^{2+} (2), Zn^{2+} (76), Ni^{2+} (100), Cr^{6+} (620), Pb^{2+} (3), Hg^{2+} (0.2) $\mu\text{g/L}$, respectively; pH = 8.45, electrical conductivity 9,450 $\mu\text{S/cm}$ at 25 °C, permanganate index 234 mg O/L, total dissolved solids 5,963 mg/L. The physicochemical parameters of leachate were determined using standardized procedures [49]-[56].

TABLE I
THE RATIOS OF LEACHATE DILUTION

Dilution ratio	mL/L	Fraction of 96-hour LC50
1:8000	0.125	0.0025
1:4000	0.25	0.005
1:2000	0.5	0.01
1:1000	1.0	0.02

Deep-well water was used as dilution water. The main physicochemical characteristics of the water were as follows: hardness 271-296 mg/L (as CaCO_3), alkalinity 190-210 mg/L (as CaCO_3), pH 7.9 to 8.1, dissolved oxygen content was 8-10 mg/L and dissolved organic carbon (DOC) concentrations were below the detection limit of the device (<0.3 mg/L).

Four different sublethal concentrations of leachate were chosen based on the median-lethal-concentration (96-hour LC50) to rainbow trout juveniles of 50 (27.52 – 90.84) mL/L, which had been derived from acute toxicity tests performed

under the same laboratory conditions [57]. Leachate dilution ratios are presented in Table I.

Each test fish was placed into a five liter experimental white fish tank (210 mm x 310 mm x 160 mm), filled with 2 liters of deep-well water cooled at a temperature of 12-13°C. Aeration was provided through an inner chamber, in which the fish was separated from the air-stone aerator by a stainless steel baffle (mesh size 1.5 mm). In the course of the test, the temperature of the cooled water was maintained constant. Before the beginning of the experiment, the fish were allowed 30 minutes to adapt to test conditions. Seven fish individuals were analyzed per concentration.

During the experiment, the locomotor activity of rainbow trout juveniles in control (clean water) and treated (with leachate) solution was recorded after 5, 10 and 30 minutes of exposure with a digital video camera (SONY Handycam® HDR-CX305E). The tracked video data were further processed using the original software (Fish tank monitor).

The locomotor activity was measured in ratios of coordinate values (X, Y) of object movements and expressed in relative

value units of delta K (ΔK), which were calculated using the software. Higher ΔK values indicate an increased intensity of fish movements.

The sensitivity of behavioral responses was evaluated by determining the threshold-effect-concentration (TEC), which was calculated as the geometric mean of the lowest-observed-effect-concentration (LOEC) and the no-observed-effect-concentration (NOEC) [58].

The results were compared with the concentration that is theoretically defined as “safe” for fish [59] and is equal to 0.01 (1/100) as a fraction of 96-hour LC50 [the ratio between the maximum-acceptable-toxicant-concentration (MAC) and the median lethal concentration (LC50)], i.e. the concentration which does not cause any sublethal or lethal effects in fish.

The statistical analysis of the results was performed using the software STATISTICA 10 (StatSoft Inc., Tulsa, Oklahoma, USA). Significant differences between samples were tested using the parametric one-way analysis of the variance test (parametric one-way ANOVA, post-hoc Dunnett's test, $p < 0.05$).

TABLE II
LOCOMOTOR ACTIVITY (ΔK) OF RAINBOW TROUT JUVENILES AT DIFFERENT CONCENTRATIONS OF LANDFILL LEACHATE AND VARYING DURATION OF EXPOSURE

Leachate concentration (mL/L)	Exposure time (min)			
	Control	5	10	30
0.125	18.4±2.0 (201)	14.9±1.6 (197)	13.1±0.6* (199)	17.4±1.6 (196)
0.25	10.1±1.3 (204)	41.0±5.3* (195)	40.9±4.3* (204)	34.2±4.9* (198)
0.5	13.6±1.8 (206)	54.1±4.8* (232)	106.4±8.6* (220)	63.3±4.9* (216)
1.0	13.1±1.3 (265)	55.1±4.1* (284)	101.6±6.0* (260)	70.7±4.5* (259)

Note: Coordinate values (X, Y) were calculated in relative value units of ΔK (mean \pm S.E.M., number of measurements (n) is given in brackets), (n – 7 fish per treatment); *Asterisks (*) indicate significant differences compared to control fish group (parametric one way ANOVA, post hoc Dunnett's test, $p < 0.05$).

III. RESULTS

The study into the locomotor activity of rainbow trout juveniles revealed number fish behavioral patterns. At the lowest leachate concentration (0.125 mL/L) the test fish demonstrated no relevant behavioral response, while at higher test concentrations, the intensity of locomotor activity reached a significant level and increased with the rising concentration of leachate. The data obtained are presented in Table II.

The lowest tested leachate concentration that did not elicit any relevant behavioral response in rainbow trout juveniles (Fig. 1) was 0.125 mL/L (0.0025 as a part 96-hour LC50). In general, the mean values (\pm S.E.M) of the rainbow trout locomotor activity showed no significant differences between treatments ($p > 0.05$), except after 10 minutes of exposure, when swimming intensity of fish juveniles decreased 1.4-fold compared with the control level. The intensity of locomotor activity of fish recorded after 5 minutes ($14.9 \pm 1.6 \Delta K$) and 30 minutes ($17.4 \pm 1.6 \Delta K$) of exposure was close to the control level. At this leachate concentration only one statistically significant difference was obtained, which could be explained by individual differences in the behavior of fish that had been randomly selected for the experiment from the stock. Generally, there was no evident change in fish locomotor activity observed compared to the control fish group. This concentration was defined as a no-observed-effect

concentration (NOEC) ($p = 0.063$).

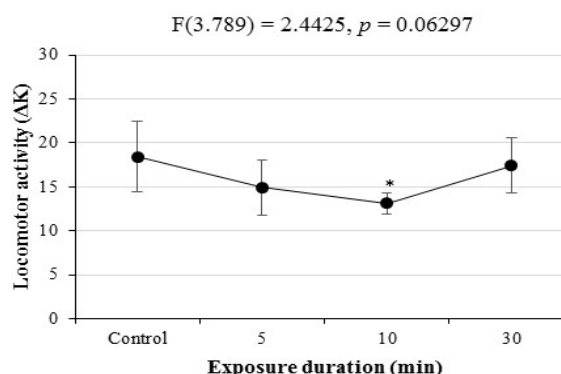


Fig. 1 Changes in locomotor activity (mean \pm confidence intervals of 95%) of rainbow trout juveniles after 5, 10 and 30-minute exposure to the 0.125 mL/L (0.0025 as a fraction of 96-hour LC50) concentration of leachate; Asterisks (*) denote significant differences compared to the control fish group ($p < 0.05$)

During the test, part of rainbow trout juveniles was more responsive, and another one – less, so the mean values of the locomotor activity of the tested fish were not at zero levels. In fact, our original software (Fish tank monitor) can track any hardly conspicuous movements of fish from the recorded

video data.

At the concentration of 0.25 mL/L (0.005 as a part 96-hour LC50), the intensity of locomotor activity reached a significant level and kept increasing throughout the exposure duration (Fig. 2). The comparison of behavioral response with the control fish group showed a relevant increase (4.6-fold) after 5 minutes ($41.0 \pm 5.3 \Delta K$) of exposure. Higher mean values were obtained after 10 and 30 minute ($40.9 \pm 4.3 \Delta K$ and $34.2 \pm 4.9 \Delta K$, respectively) exposure duration. Increased intensity of locomotor activity was considered to be a response of rainbow trout juveniles to altered environmental conditions and stimuli. In this case, fish response to the sublethal concentration of leachate was observed. This concentration was defined as the lowest-observed-effect-concentration (LOEC) ($p < 0.001$).

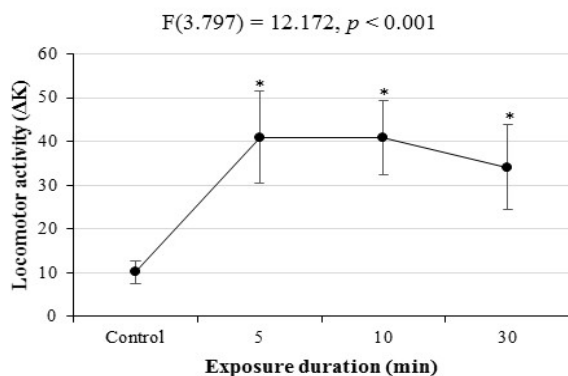


Fig. 2 Changes in locomotor activity (mean \pm confidence intervals of 95%) of rainbow trout juveniles after 5, 10 and 30 minute exposure to the 0.25 mL/L (0.005 as a fraction of 96-hour LC50) concentration of leachate; Asterisks (*) denote significant differences compared to the control fish group ($p < 0.05$)

Exposure to the highest leachate concentrations of 0.5 and 1.0 mL/L (0.01 and 0.02 as a fraction of 96-hour LC50, respectively) revealed its sublethal effects on the behavior of rainbow trout juveniles (Figs. 3 and 4). Compared to the activity of the control fish, the locomotor activity of the test fish was increased, after 10 minutes of exposure reaching maximum values at both concentrations: $106.4 \pm 8.6 \Delta K$ (increased 7.8-fold) at 0.5 mL/L and $101.6 \pm 6.0 \Delta K$ (increased even 7.8-fold) at 1.0 mL/L at 1.0 mL/L, respectively. The locomotion of juveniles observed after 30 minutes of exposure decreased evidently, but remained significantly higher than the control results: at the concentration of 0.5 mL/L (0.01 96-hour LC50) the locomotor activity decreased to $63.3 \pm 4.9 \Delta K$ (4.7-fold higher than control) and at 1.0 mL/L (0.02 96-hour LC50) dropped to $70.7 \pm 4.5 \Delta K$ (5.4-fold higher than control).

The recorded differences in locomotion intensity could be explained by the mechanism of fish behavioral response to the effect of pollutants. The avoidance response and locomotor behavior are grouped under the same category of behavioral responses and are closely related [24], [60], [61]. Substances such as heavy metals, organic and inorganic materials that are

found in landfill leachate irritate chemosensory (smell and taste) receptors of fish evoking avoidance response and increased locomotor activity, i.e. under these circumstances, stressed fish tend to bypass the contaminated area thus reducing exposure to it and avoiding stress stimuli [14]-[16]. The response to stress is considered to be an adaptive mechanism that allows fish to cope with real or perceived stress in order to maintain its normal or homeostatic state [62]. Fish adaptation to stress stimuli (e.g. sublethal concentrations) by biochemical and physiological self-regulation mechanisms allows fish to survive in altered conditions of the aquatic environment [63].

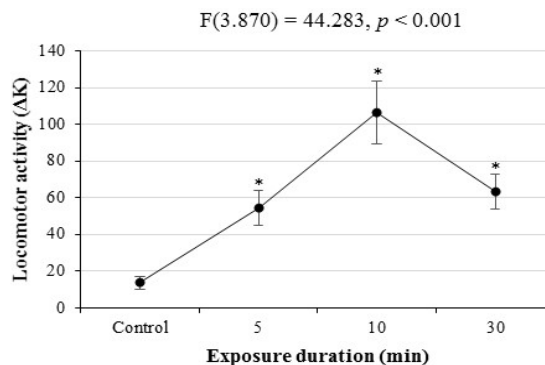


Fig. 3 Changes in locomotor activity (mean \pm confidence intervals of 95%) of rainbow trout juveniles after 5, 10 and 30-minute exposure to the 0.5 mL/L (0.01 as a fraction of 96-hour LC50) concentration of leachate; Asterisks (*) denote significant differences compared to the control fish group ($p < 0.05$)

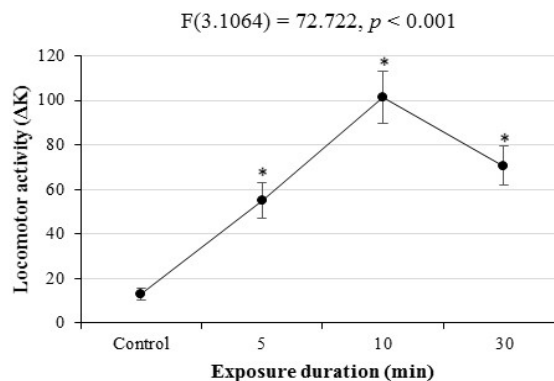


Fig. 4 Changes in locomotor activity (mean \pm confidence intervals of 95%) of rainbow trout juveniles after 5, 10 and 30 minute exposure to the 1.0 mL/L (0.02 as a fraction of 96-hour LC50) concentration of leachate; Asterisks (*) indicate significant differences compared to the control fish group ($p < 0.05$)

Sensitivity of each endpoint of behavioral parameters should be compared with standard toxicological data, for example, the median lethal concentration [33], [60], [61], [64]. The concentration of pollutants theoretically defined as "safe" for fish as in [59] amounted to 0.01 (1%) part of 96-hour LC50. In this case, the "safe" concentration of landfill leachate should be 0.5 mL/L, when the established 96-hour LC50 is 50

mL/L. The estimated threshold-effect-concentration (TEC) of leachate is 0.18 mL/L, or it is equal to 0.0036 part of 96-hour LC50. The obtained TEC is 2.8-fold lower than the assumed "safe" concentration.

The test variables such as exposure duration, landfill leachate concentration and the locomotor activity in rainbow trout juveniles were used in combination for the creation of the 3D model. Results of the current study show that with increasing concentrations of leachate (0.5 and 1.0 mL/L, respectively) the locomotor activity of rainbow trout juveniles heightened showing significantly greater values than those of the control fish groups at higher concentrations but slightly decreased values with increasing exposure duration (Fig. 5). At the lowest tested concentration (0.125 mL/L), the effect of landfill leachate on locomotor activity was not exposure duration dependent. In general, the modeling of results showed a significant correlation between leachate concentration and exposure duration ($p < 0.001$).

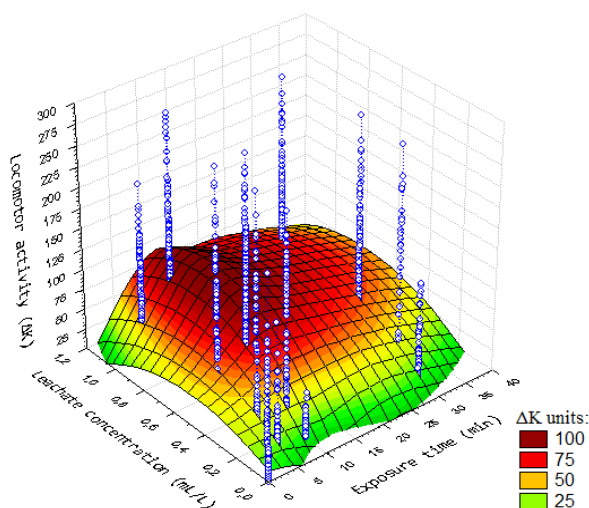


Fig. 5 Locomotor activity of *Oncorhynchus mykiss* juveniles after exposure to different landfill leachate concentrations, ($n = 3,536$)

IV. DISCUSSION

The results obtained from the experiment confirm that fish behavior is quite a sensitive biomarker in the assessment of sublethal concentrations in aquatic environments. However, the bioassay using fish behavior as a biomarker has not been accepted yet as a standard by the international organization of standardization (ISO), although the American Society for Testing and Material (ASTM) has been working in this field and has developed a few quantitative and qualitative evaluation methods for fish behavior assessment. Besides, this organization was founded as the world leader in developing high standards for biological toxicity tests. Fish sensitivity to chemical contaminants may vary depending on environmental conditions in which fish live. As a rule, standardized toxicity tests are carried out to assess concentrations of pollutants that are hazardous or lethal to fish. In contrast, acute and chronic biological tests do not reveal toxic effects on fish at very low

concentrations of contaminants. Therefore, fish behavior allows identifying sublethal concentrations of pollutants. Moreover, the lack of information on the range of effects produced by pollutants and on biological processes in fish may affect the distribution of fish populations in waters. In this case, it is necessary to review the threshold limit values set for chemical substances in the aquatic environment.

Our study confirms that fish behavior is a useful and appropriate biomarker in the assessment of water toxicity and even in setting new guidelines for the aquatic biota protection. The follow-up studies showed that relatively low concentrations of pollutants can be also environmentally-significant in biological tests. Toxicity investigations that are based only on the parameters traditionally used in standardized tests (death rate, reproduction, etc.) and that do not include fish behavioral parameters are not comprehensive and, therefore, debatable.

Biological early-warning systems (BEWS) have been developed based on the behavioral response of organisms making it possible to detect a wide range of contaminants and, thus, ensuring efficient water quality monitoring and management. However, an individual behavioral variation and a large amount of data non-linearity are inappropriate to BEWS [65]-[69]. To ensure fast processing and proper interpretation of data, it is also necessary to improve software. Thus, more detailed studies are needed for the application of fish behavior in practice. For this purpose, this study will be further extended to software improvement aimed at making it possible to include more behavioral parameters and to search for the most rapid and appropriate behavioral response of different aquatic species that may be suitable for BEWS.

ACKNOWLEDGMENT

This research was supported by the Open Access to research infrastructure of the Nature Research Centre and National Cancer Institute under the Lithuanian open access network initiative. This work is funded by the Research Council of Lithuania, Project No. MIP-108/2015.

REFERENCES

- [1] U. K. Singh, M. Kumar, R. Chauhan, P. K. Jha A. Ramanathan, V. Subramanian, "Assessment of the impact of landfill on groundwater quality: A case study of the Pirana site in western India," *Environmental Monitoring and Assessment*, vol. 141, no. 1, pp. 309-321, June 2008.
- [2] S. Kanmani, R. Gandhimathi, "Assessment of heavy metal contamination in soil due to leachate migration from an open dumping site," *Applied Water Science*, vol. 3, no. 1, pp. 193-205, March 2013.
- [3] S. Kanmani, R. Gandhimathi, "Investigation of physicochemical characteristics and heavy metal distribution profile in groundwater system around the open dump site," *Applied Water Science*, vol. 3, no. 2, pp. 387-399, June 2013.
- [4] M. Y. J. Alkassasbeh, L. Y. Heng, S. Surif, "Toxicity testing and the effect of landfill leachate in Malaysia on behavior of common carp (*Cyprinus Carpio* L., 1758; Pisces, Cyprinidae)," *American Journal of Environmental Sciences*, vol. 5, no. 3, pp. 209-217, 2009.
- [5] C. R. Klauack, M. A. Rodrigues, L. B. da Silva, "Toxicological evaluation of landfill leachate using plant (*Allium cepa*) and fish (*Ileporinus obtusidens*) bioassays," *Waste Management and Research*, vol. 31, no. 11, pp. 1148-1153, November, 2013.
- [6] G. Svecevičius, N. Kazlauskienė, A. Slučkaitė, T. Makaras, "Toxicological assessment of the effects of closed landfill on

- neighbouring hydroecosystem," *Fresenius Environmental Bulletin*, vol. 23 no.11a, pp. 2926-2932, 2014.
- [7] J. Kalka, "Landfill leachate toxicity removal in combined treatment with municipal wastewater," *Scientific World Journal*, 2012; 2012: 202897, doi:10.1100/2012/202897.
- [8] J. Derco, A. Ž. Gotvajn, J. Zagorc-Končan, B. Almasiova, A. Kassai, "Pretreatment of landfill leachate by chemical oxidation processes," *Chemical Papers*, vol. 64, no. 2, pp. 237-245, April 2010.
- [9] Q. B. Gu, S. S. Liu, X. N. Zhuang, X. J. Li, F. S. Li, "Preparation and performance of inorganic coagulant for landfill Leachate Pretreatment," *Bulletin of Environmental Contamination and Toxicology*, vol. 76, pp. 98-104, 2006.
- [10] B. Jezierska, M. Witeska, "Metal toxicity to fish", Wydawnictwo akademii Podlaskiej, University of Podlasie, Siedlce, pp. 12, 2001.
- [11] R. Vinodhini, M. Narayanan "Bioaccumulation of heavy metals in organs of fresh water fish *Cyprinus carpio* (Common carp)," *International Journal of Environmental Science and Technology*, vol 5, no. 2, pp. 179-182, March 2008.
- [12] G. J. Atchison, M. G. Henry, M. B. Sandheinrich, "Effects of metals on fish behavior: a review," *Environmental Biology of Fishes*, vol. 18, pp. 11-25, 1987.
- [13] J. Y. M. Alkassasbeh, L. Y. Heng, S. Surif, "Toxicity testing and the effect of landfill leachate in Malaysia on behavior of Common carp (*Cyprinus Carpio* L., 1758; Pisces, Cyprinidae)," *American Journal of Environmental Sciences*, vol. 5 no.3, pp. 209-217, 2009.
- [14] K. B. Tierney, D. H. Baldwin, T. J. Hara, P. S. Ross, N. L. Scholz, C. J. Kennedy, "Olfactory toxicity in fishes," *Aquatic Toxicology*, vol. 96, pp. 2-26, 2010.
- [15] T. J. Hara, "Role of olfaction in fish behaviour," *The Behaviour of Teleost Fishes*, T. J. Pitcher, Ed. Springer, 1986, pp. 152-176.
- [16] K. Håkan Olsén, "Effects of pollutants on olfactory detection and responses to chemical cues including pheromones in fish," Fish pheromones and related cues, P. W. Sorensen, B. D. Wisenden, Ed. Wiley Blackwell, 2015, pp. 217-236.
- [17] S. Budi, B. A. Suliasih, M. S. Othman, L. Y. Heng, S. Surif, "Toxicity identification evaluation of landfill leachate using fish, pawn and seed plant," *Waste Management*, to be published.
- [18] Z. B. Salem, N. Capelli, E. Grisey, P. E. Baurand, H. Ayadi, L. Aleya, "First evidence of fish genotoxicity induced by heavy metals from landfill leachates: The advantage of using the RAPD-PCR technique," *Ecotoxicology and Environmental Safety*, vol. 101, pp. 90-96, March 2014.
- [19] D. J. Lawrence Thomas, S. F. Tyrrel, R. Smith, S. Farrow, "Biossays for the evaluation onf landfill leachate toxicity," *Journal of Toxicology and Environmental Health, Part B: Critical Reviews*, vol. 12, no. 1 pp. 83-105, 2009.
- [20] M. Zaher Khan, F. C. P. Law, "Adverse effects of pesticides and related chemicals on enzyme and hormone systems of fish, amphibians and reptiles: a review," *Proceedings of the Pakistan Academy of Sciences*, vol. 42, no. 4, pp. 315-323, 2005.
- [21] J. K. Beaulieu, "The Melaleuca Wellness Guide" CO: Littleton, RM Barry Publications, ebook edition, 2015, ch. 3.
- [22] B. A. Flerov, Ecological and physiological aspects of toxicology in fresh-water animals," Nauka, Leningrad, pp. 98-104, 1989, (in Russian).
- [23] P. M. Chapman, "Whole effluent toxicity testing – usefulness, level of protection, and risk assessment," *Environmental Toxicology and Chemistry*, vol. 19, no. 1, pp. 3-13, January 2000.
- [24] E. Scherer, „Behavioural responses as indicators of environmental alterations: approaches, results, developments," *Journal of Applied Ichthyology*, vol. 8, pp. 122-131, 1992.
- [25] G. Svecevičius, "Behavioral responses of rainbow trout *Oncorhynchus mykiss* to sublethal toxicity of a model mixture of heavy metals," *Bulletin of Environmental Contamination and Toxicology*, vol. 74, pp. 845-852, February 2005.
- [26] G. Svecevičius, "Avoidance response of rainbow trout *Oncorhynchus mykiss* to hexavalent chromium solutions," *Bulletin of Environmental Contamination and Toxicology*, vol. 79, pp. 596-600, July 2007.
- [27] P. Kavitha, J. Venkateswara Rao, "Oxidative stress and locomotor behaviour response as biomarkers for assessing recovery status of mosquito fish, *Gambusia affinis* after lethal effect of an organophosphate pesticide, monocrotophos," *Pesticide Biochemistry and Physiology*, vol. 87, pp. 182-188, February 2007.
- [28] G. Svecevičius, "Use of behavioral responses of rainbow trout *Oncorhynchus mykiss* in identifying sublethal exposure to hexavalent chromium," *Bulletin of Environmental Contamination and Toxicology*, vol. 82, pp. 564-568, February 2009.
- [29] B. L. Eissa, N. A. Ossana, L. Ferrari, A. Salibián, "Quantative behavioral parameters as toxicity biomarkers: fish responses to waterborne cadmium," *Archives of Environmental Contamination and Toxicology*, vol. 58, no. 4, pp. 1032-1039, May 2010.
- [30] C. Vogl, B. Grillitsch, R. Wytek, O. Hunrich Spieser, W. Scholz, "Qualification of spontaneous undirected locomotor behavior of fish for sublethal toxicity testing. Part I. Variability of measurement parameters under general test conditions," *Environmental Toxicology and Chemistry*, vol. 18, no. 12, pp. 2736-2742, December 1999.
- [31] A. S. Kane, J. D. Salierno, S. K. Brewer, "Fish models in behavioral toxicology: automated techniques, updates and perspectives," In: Ostrander GK, Ed. *Methods in aquatic toxicology*, vol. 2, Lewis Publishers, Boca Raton, FL, pp. 559-590, 2005.
- [32] C. K. Minns, J. R. M. Kelso, R. G. Randall, "Detecting the response of fish to habitat alterations in freshwater ecosystems," *Canadian Journal of Fisheries and Aquatic Sciences*, vol. 53, no. S1, pp. 403-414, April 2011.
- [33] E. E. Little, R. D. Archeski, B. A. Flerov, V. I. Kozlovskaya, "Behavioral indicators of sublethal toxicity in rainbow trout," *Archives of Environmental Contamination and Toxicology*, vol. 19, pp. 380-385, 1990.
- [34] J. Hellou, K. Cheeseman, E. Desnoyers, D. Johnston, M. L. Jouvenelle, J. Leonard, S. Robertson, P. Walker, "A non-lethal chemically based approach to investigate the quality of harbor sediments," *Science of the Total Environment*, vol. 389, no. 1, pp. 178-187, January 2008.
- [35] P. D. Robinson, "Behavioural toxicity of organic chemical contaminants in fish: application to ecological risk assessments (ERAs)," *Canadian Journal of Fisheries and Aquatic Sciences*, vol. 66, no.7, pp. 1179-1188, July 2009.
- [36] J. Hellou, "Behavioural ecotoxicology, an "early warning" signal to assess environment quality," *Environmental Science and Pollution Research*, vol. 18, pp. 1-11, 2011.
- [37] ASTM E1711-12, "Standard guide for measurement of behavior during fish toxicity tests," ASTM International, West Conshohocken, PA, pp. 1-15, 2012, doi:10.1520/E1711-12.
- [38] ASTM E1768-95, "Standard guide for ventilator behavioral toxicology testing of freshwater fish," ASTM International, West Conshohocken, PA, pp. 1-10, 2013, doi: 10.1520/E1768-95R13.
- [39] ASTM E1604-12, "Standard Guide for Behavioral Testing in Aquatic Toxicology," ASTM International, West Conshohocken, PA, pp. 1-17, 2012, doi: 10.1520/E1604-12.
- [40] L. P. J. J. Noldus, A. J. Sink, R. A. J. Tegelenbosch, "EthoVision: a versatile video tracking system for automation of behavioral experiments," *Behavior Research Methods, Instruments and Computers*, vol. 33, no. 3, pp. 398-414, 2001.
- [41] K. Suzuki, T. Takagi, T. Hiraishi, "Video analysis of fish schooling behavior infinite space using a mathematical model," *Fisheries Research*, vol. 60, pp. 3-10, 2003.
- [42] A. S. Kane, J. D. Salierno, G. T. Gipson, T. C. A. Molteno, C. Hunter, "A video-based movement analysis system to quantify behavioral stress responses of fish," *Water Research*, vol. 38, pp. 3993-4001, 2004.
- [43] L. H. Stien, S. Brafland, I. Austevollb, F. Oppedala, T. S. Kristiansen, "A video analysis procedure for assessing vertical fish distribution in aquaculture tanks," *Aquatic Engineering*, vol. 37, pp. 115-124, 2007.
- [44] S. Duarte, L. Reig, L. Oca, "Measurement of sole activity by digital image analysis," *Aquatic Engineering*, vol. 41, pp. 22-27, 2009.
- [45] V. M. Papadakis, I. E. Papadakis, F. Lamprianidou, A. Glaropoulos, M. Kentouri, "A computer-vision system and methodology for the analysis of fish behavior," *Aquacultural Engineering*, 46, pp. 53-59, 2012.
- [46] V. M. Papadakis, A. Glaropoulos, M. Kentouri, "Sub-second analysis of fish behavior using a novel computer-vision system," *Aquacultural Engineering*, 62, pp. 36-41, 2014.
- [47] K. J. Buhl, S. J. Hamilton, "Relative sensitivity of early stages of arctic grayling, coho salmon, and rainbow trout to nine inorganics," *Ecotoxicology and Environmental Safety*, vol. 22, no. 2, pp. 184-197, October 1991.
- [48] G. D. Boeck, W. Meeus, W. De Coen, R. Blust, "Tissue-specific Cu bioaccumulation patterns and differences in sensitivity to waterborne Cu in three freshwater fish: rainbow trout (*Oncorhynchus mykiss*), common carp (*Cyprinus carpio*), and gibel carp (*Carassius auratus gibelio*)," *Aquatic Toxicology*, vol. 70, no. 3, pp. 179-188, December 2004.
- [49] ISO 10304-1:2007, "Water quality – Determination of dissolved anions by liquid chromatography of ions – Part 1: Determination of bromide,

- chloride, fluoride, nitrate, nitrite, phosphate and sulfate,” ISO, the International Organization for Standardization.
- [50] ISO 9963-1:1994, “Water quality – Determination of alkalinity – Part 1: Determination of total and composite alkalinity ISO,” the International Organization for Standardization.
- [51] ISO 14911:1998, “Water quality – Determination of dissolved Li^+ , Na^+ , NH_4^+ , K^+ , Mn^{2+} , Ca^{2+} , Mg^{2+} and Ba^{2+} using ion chromatography – Method for water and waste water,” ISO, the International Organization for Standardization.
- [52] ISO 10523:2008, “Water quality – Determination of pH,” ISO, the International Organization for Standardization.
- [53] ISO 8467:1993, “Water quality – Determination of permanganate index,” ISO, the International Organization for Standardization.
- [54] ISO 7888:1985, “Water quality – Determination of electrical conductivity,” ISO, the International Organization for Standardization.
- [55] ISO 15586:2003, “Water quality – Determination of trace elements using atomic absorption spectrometry with graphite furnace,” ISO, the International Organization for Standardization.
- [56] ISO 12846:2012, “Water quality – Determination of mercury – Method using atomic absorption spectrometry (AAS) with and without enrichment,” ISO, the International Organization for Standardization.
- [57] E. Kybartaitė, N. Kazlauskienė, “Toxic effect of the Kairiai landfill leachate on biological parameters of rainbow trout juveniles,” Students scientific workshop, Conference proceedings part II, Vilnius, pp. 37-39, (in Lithuanian).
- [58] C. J. Van Leeuwen, J. L. M. Hermens, “Risk assessment of chemicals: an introduction,” C. J. Van Leeuwen, T. G. van, Vermeire, Ed. Kluwer Academic Publishers, Dordrecht, 1995.
- [59] J. B. Sprague, “Measurement of pollutant toxicity to fish. III. Sublethal effects and “safe” concentrations,” *Water Research*, vol. 5, no. 6, pp. 245-266, June 1971.
- [60] G. M. Rand, “Behavior,” *Fundamentals of Aquatic Toxicology: Methods and Applications*, G. M. Rand and S. R. Petrocelli, Ed., New York: Hemisphere Publishing Co., pp. 221-263.
- [61] T. L. Beitinger, “Behavioral reactions for the assessment of stress in fishes,” *Journal of Great Lake Research*, vol. 16, no. 4, pp. 495-528, 1990.
- [62] A. B. Barton, “Stress in Fishes: A Diversity of Responses with Particular Reference to Changes in Circulating Corticosteroids,” *Integrative and Comparative Biology*, vol. 42, pp. 517-525, 2002.
- [63] G. R. Scott, K. A. Sloman, “The effects of environmental pollutants on complex fish behavior: integrating behavioural and physiological indicators of toxicity: a review,” *Aquatic Toxicology*, vol. 68, pp. 369-392, March 2004.
- [64] R. Dhawan, D. B. Dussenbery, P. L. Williams, “Comparison of lethality, reproduction and behavior as toxicological endpoints in the nematode *Caenorhabditis elegans*,” *Journal of Toxicology and Environmental Health*, vol. 58, no. 7, pp. 451-462, 1999.
- [65] J. Cairns Jr., W. H. van der Schalie, “Biological monitoring part I—early warning systems,” *Water Research*, vol. 14, no. 9, pp. 1179-1196, 1980.
- [66] K. J. M. Kramer, J. Botterweg, “Aquatic biological early warning systems: an overview,” in *Bioindicators and Environmental Management*, D. W. Jeffrey, B. Madden, Ed. London: Academic Press, 1991, pp. 95-126.
- [67] W. H. van der Schalie, T. R. Shedd, P. L. Knechtges, M. W. Widder, “Using higher organisms in biological early warning systems for real-time toxicity detection,” *Biosensors and Bioelectronics*, vol. 16, no. 7-8, pp. 457-465, September 2001.
- [68] M. J. Bae, Y. S. Park, “Biological early warning system based on the responses of aquatic organisms to disturbances: A review,” *Science of the Total Environment*, vol. 466-467, pp. 635-649, 2014.
- [69] L. O. Teles, M. Fernandes, J. Amorim, V. Vasconcelos, “Video-tracking of zebrafish (*Danio rerio*) as a biological early warning system using two distinct artificial neural networks: Probabilistic neural network (PNN) and self-organizing map (SOM),” *Aquatic Toxicology*, vol. 165, pp. 241-248, August 2015.