

Numerical Investigation of Unsteady MHD Flow of Second Order Fluid in a Tube of Elliptical Cross-Section on the Porous Boundary

S. B. Kulkarni, Hasim A. Chikte, V. Murali Mohan

Abstract—Exact solution of an unsteady MHD flow of elastico-viscous fluid through a porous media in a tube of elliptic cross section under the influence of magnetic field and constant pressure gradient has been obtained in this paper. Initially, the flow is generated by a constant pressure gradient. After attaining the steady state, the pressure gradient is suddenly withdrawn and the resulting fluid motion in a tube of elliptical cross section by taking into account of the porosity factor and magnetic parameter of the bounding surface is investigated. The problem is solved in two-stages the first stage is a steady motion in tube under the influence of a constant pressure gradient, the second stage concern with an unsteady motion. The problem is solved employing separation of variables technique. The results are expressed in terms of a non-dimensional porosity parameter, magnetic parameter and elastico-viscosity parameter, which depends on the Non-Newtonian coefficient. The flow parameters are found to be identical with that of Newtonian case as elastic-viscosity parameter, magnetic parameter tends to zero, and porosity tends to infinity. The numerical results were simulated in MATLAB software to analyze the effect of Elastico-viscosity parameter, porosity parameter, and magnetic parameter on velocity profile. Boundary conditions were satisfied. It is seen that the effect of elastico-viscosity parameter, porosity parameter and magnetic parameter of the bounding surface has significant effect on the velocity parameter.

Keywords—Elastico-viscous fluid, Porous media, Elliptic cross-section, Magnetic parameter, Numerical Simulation.

I. INTRODUCTION

WHEN a conductive fluid moves through a magnetic field, an ionized gas is electrically conductive, and the fluid is influenced by the magnetic field. Natural convection and transfer of heat is of considerable interest in problems that arises in magneto hydrodynamic (MHD) especially in the technical field due to its frequent occurrence in industrial technology and geothermal applications. The applications are wide in variety of situations where the high – temperature plasmas are applicable in nuclear fusion energy conversion, liquid metal fluids, and (MHD) power generation systems. Further, in several problems related to geophysical, petroleum,

chemical and biomechanical that are usually bounded by porous medium, the problem assumes greater significance. Convective boundary layer flows are often controlled by fluid suction or injection through a porous heated wall. This process can lead to enhancement of the heat transfer coefficient or cooling of the system. Due to several applications in the fields of geo physics, metallurgy, petroleum engineering, chemical engineering, composite metal engineering and heat exchanges, the problem of mass transfer and radiation effects are unsteady MHD flows. Free convective flow embedded in a porous medium with a heat generation or absorption assumes greater significant over the last two decades. Porous media has been the subject of considerable research activity in recent years because of its several important applications notably in the flow of oil through porous rock, the extraction of geothermal energy from the deep interior of the earth to the shallow layers, the evaluation of the capability of heat removal from particulate nuclear fuel debris that may result from a hypothetical accident in a nuclear reactor, the filtration of solids from liquids, flow of liquids through ion exchange beds, drug permeation through human skin, chemical reactor for economical separation or purification of mixtures and so on.

In many chemical processing industries, slurry adheres to the reactor vessels and gets consolidated. As a result of this, the chemical compounds within the reactor vessel percolates through the boundaries causing loss of production and then consuming more reaction time. In view of such technological and industrial importance wherein the heat and mass transfer takes place in the chemical industry, the problem by considering the permeability of the bounding surfaces in the reactors attracted the attention of several investigators. An important application is in the petroleum industry, where crude oil is tapped from natural underground reservoirs in which oil is entrapped. Since the flow behaviour of fluids in petroleum reservoir rock depends, to a large extent, on the properties of the rock, techniques that yield new or additional information on the characteristics of the rock would enhance the performance of the petroleum reservoirs. A related biomechanical application is the flow of fluids in the lungs, blood vessels, arteries and so on, where the fluid is bounded by two layers which are held together by a set of fairly regularly spaced tissues.

Viscous fluid flow over wavy wall had attracted the attention of relatively few researchers although the analysis of such flows finds application in different areas, such as transpiration cooling of re-entry vehicles and rocket boosters,

Dr. Sanjay Baburao Kulkarni is with the Finolex Academy of Management and Technology, Ratnagiri, Maharashtra 415639 India (phone: 02352-228361, 228445, 229657; fax: 02352-228436; e-mail: sanjay_kulkarni@yahoo.co.in).

Hasim A. Chikte is with the Finolex Academy of Management and Technology, Ratnagiri, Maharashtra 415639 India (phone: 7276128596; e-mail: hasim22chikte@gmail.com).

V. Murli Mohan is with the Finolex Academy of Management and Technology, Ratnagiri, Maharashtra 415639 India (phone: 02352-228361, 228445, 229657; (+91)9423291789; email: vmm.famt@gmail.com)

cross hatching on ablative surfaces and film vaporization in combustion chambers etc. Especially, where the heat and mass transfer takes place in the chemical processing industry, the problem by considering the permeability of the bounding surface in the reactors assumes greater significance. Many materials such as drilling muds, clay coatings and other suspensions, certain oils and greases, polymer melts, elastomers and many emulsions have been treated as non-Newtonian fluids. Because of the difficulty to suggest a single model, which exhibits all properties of non-Newtonian fluids, they cannot be described simply as Newtonian fluids and there has been much confusion over the classification of non-Newtonian fluids. However, non-Newtonian fluids may be classified as (i) fluids for which the shear stress depends only on the rate of shear; (ii) fluids for which the relation between shear stress and shear rate depends on time; (iii) the visco-elastic fluids, which possess both elastic and viscous properties. Because of the great diversity in the physical structure of non-Newtonian fluids, it is not possible to recommend a single constitutive equation as the equation for use in the cases described in (i)–(iii). For this reason, many non-Newtonian models or constitutive equations have been proposed and most of them are empirical or semi-empirical. For more general three dimensional representation, the method of continuum mechanics is needed [1]. Although many constitutive equations have been suggested, many questions are still unsolved. Some of the continuum models do not give satisfactory results in accordance with available experimental data. For this reason, in many practical applications, empirical or semi-empirical equations have been used.

It has been shown that for many types of problems in which the flow is slow enough in the visco-elastic sense, the results given by Oldroyd's constitutive equations will be substantially equal to those of the second or third order Rivlin-Ericksen constitutive equations [2]. Thus, if this is the sense in which the solutions to which problems are to be interpreted, it would seem reasonable to use the second or third order constitutive equations in carrying out the calculations. This is particularly so in view of the fact that, the calculation will generally be still simpler. For this reason, in this paper, the second order fluid model is used. The constitutive equation for the fluids of second grade (or second order fluids) is a linear relationship between the stress, the first Rivlin-Ericksen tensor, its square and the second Rivlin-Ericksen tensor. The constitutive equation has three coefficients. There are some restrictions on these coefficients due to the Clausius-Duhem inequality and the assumption that the Helmholtz free energy is a minimum in equilibrium. A comprehensive discussion on the restrictions for these coefficients has been given in [3], [4]. One of these coefficients represents the viscosity coefficient in a way similar to that of a Newtonian fluid in the absence of the other two coefficients. The restrictions on these two coefficients have not been confirmed by experiments and the sign of these material moduli is the subject of much controversy [5]. The equation of the motion of incompressible second grade fluids, in general, is of higher order than the Navier-Stokes equation. The Navier-Stokes equation is second order partial differential

equation, but the equation of motion of a second order fluid is a third order partial differential equation. A marked difference between the case of the Navier-Stokes theory and that for fluids of second grade is that ignoring the nonlinearity in the Navier-Stokes equation does not lower the order of the equation however, ignoring the higher order nonlinearities in the case of the second grade fluid, reduces the order of the equation. Exact solutions are very important for many reasons. They provide a standard for checking the accuracies of many approximate methods such as numerical and empirical. Although computer techniques make the complete numerical integration of the non-linear equations feasible, the accuracy of the results can be established by a comparison with an exact solution. Many attempts to collect the exact solution of the nonlinear equations for unsteady flow of second grade fluid have been by different researcher for different geometries.

In view of several industrial and technological importance, [6] studied the problem of the exact solutions of two dimensional flows of a second order incompressible fluid by considering the rigid boundaries. Later, a linear analysis of the compressible boundary layer flow over a wall was presented by [7]. Subsequently, [8] studied the problem of Rayleigh for wavy wall while [9] examined the effect of small amplitude wall waviness upon the stability of the laminar boundary layer. Further, the problem of free convective heat transfer in a viscous incompressible fluid confined between vertical wavy wall and a particle flat wall was examined by [10], [11]. Later, [12] studied the free convective flow of a viscous incompressible fluid in porous medium between two long vertical wavy walls. Subsequently, [13] had examined the problem of MHD flow with slip effects and temperature dependent heat source in a viscous incompressible fluid confined between a long vertical wall and a parallel flat plate. Later, [14] examined the problem of elastico-viscous fluid of second order type where the bounding surface is porous and subjected to sinusoidal disturbances. Subsequently, [15] studied the unsteady poiseuille flow of second order fluid in a tube of elliptical cross section on the porous boundary. Later, [23] had examined the problem of unsteady flow of an incompressible viscous electrically conducting fluid in the tube of elliptical cross section under the influence of the magnetic field. Subsequently, [24] studied the unsteady flow of an incompressible viscous fluid in a tube of spherical cross section on a porous boundary. Recently, [25], [26] had examined the problem of unsteady MHD flow of elastico-viscous incompressible fluid through a porous media between two parallel plates under the influence of magnetic field.

In all above investigations, the fluid under consideration was viscous incompressible fluid and one of the bounding surfaces has a wavy character or bounding surface subjected to sinusoidal disturbances. In all of the above situations, not much of attention has been paid on the study of unsteady flow of second order fluid in an infinitely long tube of circular, elliptical or spherical cross section on the porous boundary. Therefore, an attempt has been made to study the effects of the transverse magnetic field on the flow of incompressible viscous electrically conducting fluid of second order type in an

infinitely long tube of elliptical cross section with angle of inclination is considered under constant pressure gradient on the porous boundary. Hence, the present investigation this aspect is also studied and during the course of discussion both non-magnetic and magnetic cases are compared. It is noticed that the flow properties are identical with those in the Newtonian case ($\beta = 0, K \rightarrow \infty, \alpha \rightarrow 0$ and $m \rightarrow 0$).

II. MATHEMATICAL FORMULATION OF THE PROBLEM

In the sense of [16] a simple material is a substance for which stress can be determined with entire knowledge of the history of the strain. This is called simple fluid, if it has property that at all local states, with the same mass density, are intrinsically equal in response, with all observable differences in response being due to definite differences in the history. For any given history $g(s)$, a retarded history $g_\alpha(s)$ can be defined as:

$$g_\alpha(s) = g(\alpha s); \quad 0 < s < \infty, 0 < \alpha \leq 1 \quad (1)$$

α being termed as a retardation factor. Assuming that the stress is more sensitive to recent deformation than to the deformations at distant past, it has been established by [17] that the theory of simple fluids yields the theory of perfect fluids as $\alpha \rightarrow 0$ and that of Newtonian Fluids as a correction (up to the order of α) to the theory of the perfect fluids. Neglecting all the terms of the order of higher than two in α , We have incompressible elastic-viscous fluid of second order type whose constitutive relation is governed by:

$$S = -PI + \phi_1 E_{ij}^{(1)} + \phi_2 E_{ij}^{(2)} + \phi_3 E_{ij}^{(1)2} \quad (2)$$

where

$$E_{ij}^{(1)} = U_{i,j} + U_{j,i} \quad (3)$$

and

$$E_{ij}^{(2)} = A_{i,j} + A_{j,i} + 2U_{m,i}U_{m,j} \quad (4)$$

In the above equations, S is the stress-tensor, U_i and A_i are the components of velocity and acceleration in the direction of the i^{th} coordinate X_i while P is indeterminate hydrostatic pressure. The coefficients ϕ_1, ϕ_2 and ϕ_3 are material constants. The constitutive relation for general [18] fluid also reduces to (2), when the squares and higher orders of $E^{(2)}$ are neglected, while the coefficients being constants. Also the non-Newtonian models considered by [19] could be obtained from (2), when $\phi_2 = 0$ and naming ϕ_3 as the coefficient of cross viscosity. With reference to the [18] fluids, ϕ_2 be called as the coefficient of elastico-viscosity.

The Clausius-Duhem inequality and the assumption that the Helmholtz free energy is minimum in equilibrium provide the following restriction [3]:

$$\phi_1 \geq 0, \quad \phi_2 \geq 0, \quad \phi_1 + \phi_2 = 0$$

The condition $\phi_1 + \phi_2 = 0$ is consequence of the Clausius-Duhem inequality and the condition $\phi_2 \geq 0$ follows the requirement that the Helmholtz free energy is a minimum in equilibrium. A comprehensive discussion on the restrictions for ϕ_1, ϕ_2 and ϕ_3 can be found in the work by [4]. The sign of the material moduli ϕ_1, ϕ_2 is the subject of much controversy [5]. In the experiments on several non-Newtonian fluids, the experimentalists have not confirmed these restrictions ϕ_1 and ϕ_2 .

If $\mathbf{V}(U_1, U_2, U_3)$ is the velocity component and $\mathbf{F}(F_x, F_y, F_z)$ are the body forces acting on the system, then the equation of motion in X, Y and Z directions is given by:

$$\rho \frac{DU_1}{DT} = \rho F_x + \frac{\partial S_{xx}}{\partial X} + \frac{\partial S_{xy}}{\partial Y} + \frac{\partial S_{xz}}{\partial Z} \quad (5)$$

$$\rho \frac{DU_2}{DT} = \rho F_y + \frac{\partial S_{yx}}{\partial X} + \frac{\partial S_{yy}}{\partial Y} + \frac{\partial S_{yz}}{\partial Z} \quad (6)$$

$$\rho \frac{DU_3}{DT} = \rho F_z + \frac{\partial S_{zx}}{\partial X} + \frac{\partial S_{zy}}{\partial Y} + \frac{\partial S_{zz}}{\partial Z} \quad (7)$$

where

$$\frac{D}{DT} = \frac{\partial}{\partial T} + \mathbf{V} \cdot \nabla$$

If the bounding surface is porous, then the rate of percolation of the fluid is directly proportional to the cross sectional area of the filter bed and the total force, say the sum of the pressure gradient and the gravity force [20].

$$q = CA \left(\frac{P_1 - P_2}{H_1 - H_2} + \rho G \right) \quad (8)$$

where A is the cross sectional area of the filter bed, $C = \frac{k}{\mu}$ in which k is the permeability of the material and μ is the coefficient of viscosity and q is the flux of the fluid. A straight forward generalization of (8) yields

$$\mathbf{V} = -\frac{k}{\mu} [\nabla P + \rho G \boldsymbol{\eta}] \quad (9)$$

where \mathbf{V} is the velocity vector and $\boldsymbol{\eta}$ is the unit vector along the gravitational force. If any other external forces are acting on the system, instead of gravitational force, then we have

$$\mathbf{V} = -\frac{k}{\mu} [\nabla P - \rho \mathbf{F}] \quad (10)$$

In the absence of external forces, $\mathbf{V} = -\frac{k}{\mu} \nabla P$ this gives

$$\nabla P = -\frac{\mu}{k} \mathbf{V}$$

Therefore, the net resulting equations (in the dimensional form) of motions in the X, Y and Z directions and when the bounding surface is porous are given by

$$\rho \frac{DU_1}{DT} = \rho F_x + \frac{\partial S_{xx}}{\partial X} + \frac{\partial S_{xy}}{\partial Y} + \frac{\partial S_{xz}}{\partial Z} - \frac{\mu}{k} U_1 \quad (11)$$

$$\rho \frac{DU_2}{DT} = \rho F_y + \frac{\partial S_{yx}}{\partial X} + \frac{\partial S_{yy}}{\partial Y} + \frac{\partial S_{yz}}{\partial Z} - \frac{\mu}{k} U_2 \quad (12)$$

$$\rho \frac{DU_3}{DT} = \rho F_z + \frac{\partial S_{zx}}{\partial X} + \frac{\partial S_{zy}}{\partial Y} + \frac{\partial S_{zz}}{\partial Z} - \frac{\mu}{k} U_3 \quad (13)$$

Introducing the following non dimensional variables as:

$$U_i = \frac{\phi_i u_i}{\rho L} \quad T = \frac{\rho L^2 t}{\phi_1} \quad \phi_2 = \rho L^2 \beta \quad P = \frac{\phi_1^2 p}{\rho L^2}, \quad \frac{X_i}{L} = x_i, \quad \frac{Y_i}{L} = y_i,$$

$$\phi_3 = \rho L^2 v_c \quad A_i = \frac{\phi_1^2 a_i}{\rho^2 L^3} \quad S_{i,j} = \frac{\phi_1^2 s_{i,j}}{\rho L^2} \quad E_{i,j}^{(1)} = \frac{\phi_1 e_{i,j}^{(1)}}{\rho L^2} \quad M = \frac{\phi_1 m}{L^2}$$

$$E_{i,j}^{(2)} = \frac{\phi_1^2 e_{i,j}^{(2)}}{\rho^2 L^4} \quad k = \frac{L^2 K}{\phi_1} \quad F_i = \frac{\phi_1^2 f_i}{\rho^2 L^3} \quad \frac{Z_i}{L} = z_i \quad \frac{\phi_1}{\rho} = \mu$$

where T is the (dimensional) time variable, and ρ the mass density and L a characteristic length.

We consider a class of plane flows given by the velocity components in the directions of rectangular Cartesian coordinates x and y .

$$u_1 = u(y, z, t) \text{ and } u_2 = 0 \quad (14)$$

The velocity field given by (14) identically satisfies the incompressibility condition. The stress can now be obtained in the non-dimensional form as:

$$s_{xx} = -p + v_c \left(\frac{\partial u}{\partial y} \right)^2 \quad (15)$$

$$s_{yy} = -p + (v_c + 2\beta) \left(\frac{\partial u}{\partial y} \right)^2 \quad (16)$$

$$s_{xy} = \frac{\partial u}{\partial y} + \beta \frac{\partial}{\partial y} \left(\frac{\partial u}{\partial t} \right) \quad (17)$$

In view of the above, the equations of motion in the present case of porous boundary will yield

X - Component:

$$\frac{\partial u}{\partial t} = -\frac{\partial p}{\partial x} + \frac{\partial^2 u}{\partial y^2} + \frac{\partial^2 u}{\partial z^2} + \beta \frac{\partial}{\partial t} \left(\frac{\partial^2 u}{\partial y^2} + \frac{\partial^2 u}{\partial z^2} \right) - \left(\frac{1}{K} + m \right) u \quad (18)$$

Y - Component

$$0 = -\frac{\partial p}{\partial y} + (2\beta + v_c) \frac{\partial}{\partial y} \left(\frac{\partial u}{\partial y} \right)^2 + \frac{\partial}{\partial z} \left(\frac{\partial u}{\partial y} \frac{\partial u}{\partial z} \right) \quad (19)$$

Z - Component

$$0 = -\frac{\partial p}{\partial z} + (2\beta + v_c) \frac{\partial}{\partial y} \left(\frac{\partial u}{\partial y} \frac{\partial u}{\partial z} \right) + \frac{\partial}{\partial z} \left(\frac{\partial u}{\partial z} \right)^2 \quad (20)$$

Equation (18) shows that $-\frac{\partial p}{\partial x}$ must be independent of space

variables and hence may be taken as $\xi(t)$; (19) now yields

$$p = p_0(t) - \xi(t)x + (v_c + 2\beta) \left(\frac{\partial u}{\partial y} \right)^2$$

$$\frac{\partial p}{\partial y} = 0 \text{ and } \frac{\partial p}{\partial z} = 0$$

showing that $p = p(x)$. Therefore (18)-(20) reduce to single equation the flow characterized by the velocity is given by:

$$\frac{\partial u}{\partial t} = -\frac{dp}{dx} + \frac{\partial^2 u}{\partial y^2} + \frac{\partial^2 u}{\partial z^2} + \beta \frac{\partial}{\partial t} \left(\frac{\partial^2 u}{\partial y^2} + \frac{\partial^2 u}{\partial z^2} \right) - \left(\frac{1}{K} + m \right) u \quad (21)$$

where K is the non-dimensional porosity constant. It may be noted that the presence of β changes the order of differential from two to three.

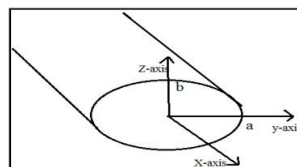


Fig. 1 Elliptical Cross-section of tube

Consider the flow of an incompressible unsteady flow of electrically conducting fluid, isothermal second order fluid in an infinitely long tube, under constant pressure gradient and negligible gravity. A magnetic field of constant strength is supposed to be applied parallel to y direction. The induced magnetic field is negligible as comparing with applied magnetic field, the flow is laminar it is valid for magnetic Reynolds number less than unity. The tube has an elliptical cross-section with semi-axes a and b . The flow is considered to be unsteady and two dimensional. Accordingly the flow velocity u has one non-vanishing component u_x , which depends on the coordinates y, z given in (21). Boundary conditions require that the flow velocity vanishes at the wall of the tube, i.e. on the ellipse $\frac{y^2}{a^2} + \frac{z^2}{b^2} = 1$ and that the gradient of the velocity vanishes at the center of the tube, $y = z = 0$.

III. SOLUTION OF THE PROBLEM

Erdogan has presented the unsteady flows of an incompressible viscous fluid in rectangular and circular cross-sections. In this paper we have solved unsteady two dimensional flow problem exactly using separation of variables [21]. To reduce the unsteady problem given in (21)

into steady and transient problems using following transformation

$$u(y, z, t) = f(y, z) + g(y, z, t) \quad (22)$$

Using (22) in (21) we get,

$$\begin{aligned} \frac{\partial(f+g)}{\partial t} &= -\frac{dp}{dx} + \frac{\partial^2(f+g)}{\partial y^2} + \frac{\partial^2(f+g)}{\partial z^2} \\ \beta \frac{\partial}{\partial t} \left(\frac{\partial^2(f+g)}{\partial y^2} + \frac{\partial^2(f+g)}{\partial z^2} \right) - \left(\frac{1}{K} + m \right) (f+g) \end{aligned}$$

On simplification we get following equation:

$$\begin{aligned} \frac{\partial g}{\partial t} &= -\frac{dp}{dx} + \frac{\partial^2 f}{\partial y^2} + \frac{\partial^2 g}{\partial y^2} + \frac{\partial^2 f}{\partial z^2} + \frac{\partial^2 g}{\partial z^2} + \\ \beta \frac{\partial}{\partial t} \left(\frac{\partial^2 f}{\partial y^2} + \frac{\partial^2 g}{\partial y^2} + \frac{\partial^2 f}{\partial z^2} + \frac{\partial^2 g}{\partial z^2} \right) - \left(\frac{1}{K} + m \right) f - \left(\frac{1}{K} + m \right) g \end{aligned} \quad (23)$$

Comparing the terms from the above (23) we get steady and unsteady problems. The steady state problem is related to the function $f(y, z)$ in (23) is given by:

$$-\frac{dp}{dx} + \frac{\partial^2 f}{\partial y^2} + \frac{\partial^2 f}{\partial z^2} - \left(\frac{1}{K} + m \right) f = 0$$

After rearranging terms in above steady problem we get following equation:

$$\frac{\partial^2 f}{\partial y^2} + \frac{\partial^2 f}{\partial z^2} = \frac{dp}{dx} + \left(\frac{1}{K} + m \right) f \quad (24)$$

To solve the steady state problem by assuming solution $f(y, z)$ of the following form

$$f(y, z) = p \left(1 - \frac{y^2}{a^2} - \frac{z^2}{b^2} \right) \quad (25)$$

Using (25) in (24) we get steady state solution given by

$$\begin{aligned} \frac{\partial^2}{\partial y^2} \left[p \left(1 - \frac{y^2}{a^2} - \frac{z^2}{b^2} \right) \right] + \frac{\partial^2}{\partial z^2} \left[p \left(1 - \frac{y^2}{a^2} - \frac{z^2}{b^2} \right) \right] &= \frac{dp}{dx} + \left(\frac{1}{K} + m \right) p \left(1 - \frac{y^2}{a^2} - \frac{z^2}{b^2} \right) \\ -2p \left(\frac{1}{a^2} + \frac{1}{b^2} \right) &= \frac{dp}{dx} + \left(\frac{1}{K} + m \right) p \left(1 - \frac{y^2}{a^2} - \frac{z^2}{b^2} \right) \\ -2p \left(\frac{b^2 + a^2}{a^2 b^2} \right) - \left(\frac{1}{K} + m \right) p \left(1 - \frac{y^2}{a^2} - \frac{z^2}{b^2} \right) &= \frac{dp}{dx} \end{aligned}$$

On simplification of above equation we get the value of p is given by

$$p = - \frac{\frac{dp}{dx}}{\left[2 \left(\frac{b^2 + a^2}{a^2 b^2} \right) + \left(\frac{1}{K} + m \right) \left(1 - \frac{y^2}{a^2} - \frac{z^2}{b^2} \right) \right]}$$

Now putting the value of p in (25) we get steady state solution.

$$f(y, z) = - \frac{\frac{dp}{dx} \left(1 - \frac{y^2}{a^2} - \frac{z^2}{b^2} \right)}{\left[2 \left(\frac{b^2 + a^2}{a^2 b^2} \right) + \left(\frac{1}{K} + m \right) \left(1 - \frac{y^2}{a^2} - \frac{z^2}{b^2} \right) \right]} \quad (26)$$

The unsteady state problem is related to the function $g(y, z, t)$ in (23) is given by:

$$\frac{\partial g}{\partial t} = \frac{\partial^2 g}{\partial y^2} + \frac{\partial^2 g}{\partial z^2} + \beta \frac{\partial}{\partial t} \left(\frac{\partial^2 g}{\partial y^2} + \frac{\partial^2 g}{\partial z^2} \right) - \left(\frac{1}{K} + m \right) g \quad (27)$$

Subject to following boundary and initial conditions

$$\begin{aligned} g(a, z, t) &= 0, \quad g(y, b, t) = 0, \quad g(y, z, 0) = f(y, z) \\ \frac{\partial g}{\partial y}(0, z, t) &= 0, \quad \frac{\partial g}{\partial z}(y, 0, t) = 0 \end{aligned} \quad (28)$$

To solve above unsteady state IBVP using separation of variables method and assuming solution $g(y, z, t)$ of the following form.

$$g(y, z, t) = Y(y)Z(z)T(t) \quad (29)$$

Using (29) in (27) we get

$$\frac{\partial}{\partial t} (YZT) = \frac{\partial^2}{\partial y^2} (YZT) + \frac{\partial^2}{\partial z^2} (YZT) + \beta \frac{\partial}{\partial t} \left(\frac{\partial^2}{\partial y^2} (YZT) + \frac{\partial^2}{\partial z^2} (YZT) \right) - \left(\frac{1}{K} + m \right) YZT$$

On simplification by using partial differentiation we get

$$\begin{aligned} YZ \frac{\partial T}{\partial t} &= ZT \frac{\partial^2 Y}{\partial y^2} + YT \frac{\partial^2 Z}{\partial z^2} + \beta \frac{\partial}{\partial t} \left(ZT \frac{\partial^2 Y}{\partial y^2} + YT \frac{\partial^2 Z}{\partial z^2} \right) - \left(\frac{1}{K} + m \right) YZT \\ YZ \frac{\partial T}{\partial t} &= ZT \frac{\partial^2 Y}{\partial y^2} + YT \frac{\partial^2 Z}{\partial z^2} + \beta \frac{\partial T}{\partial t} \left(ZT \frac{\partial^2 Y}{\partial y^2} + YT \frac{\partial^2 Z}{\partial z^2} \right) - \left(\frac{1}{K} + m \right) YZT \\ YZ \frac{\partial T}{\partial t} &= (T + \beta \frac{\partial T}{\partial t}) \left(Z \frac{\partial^2 Y}{\partial y^2} + Y \frac{\partial^2 Z}{\partial z^2} \right) - \left(\frac{1}{K} + m \right) YZT \end{aligned}$$

Dividing by YZ and rearranging the terms

$$\begin{aligned} \frac{\partial T}{\partial t} &= (T + \beta \frac{\partial T}{\partial t}) \left(\frac{1}{Y} \frac{\partial^2 Y}{\partial y^2} + \frac{1}{Z} \frac{\partial^2 Z}{\partial z^2} \right) - \left(\frac{1}{K} + m \right) T \\ \frac{\partial T}{\partial t} + \left(\frac{1}{K} + m \right) T &= \frac{(T + \beta \frac{\partial T}{\partial t})}{T} \left(\frac{1}{Y} \frac{\partial^2 Y}{\partial y^2} + \frac{1}{Z} \frac{\partial^2 Z}{\partial z^2} \right) = -P^2 \\ \frac{1}{Y} \frac{\partial^2 Y}{\partial y^2} + \frac{1}{Z} \frac{\partial^2 Z}{\partial z^2} &= -P^2 \text{ and } \frac{\frac{\partial T}{\partial t} + \left(\frac{1}{K} + m \right) T}{T + \beta \frac{\partial T}{\partial t}} = -P^2 \\ \frac{1}{Y} \frac{\partial^2 Y}{\partial y^2} &= -J^2, \quad \frac{1}{Z} \frac{\partial^2 Z}{\partial z^2} = -L^2, \\ (1 + \beta P^2) \frac{\partial T}{\partial t} + \left(\frac{1}{K} + m + P^2 \right) T &= 0 \end{aligned}$$

The modified system of differential initial and boundary

conditions are given by

$$\begin{aligned} Y'' + J^2 Y &= 0, \quad Y'(0) = Y(a) = 0, \\ Z'' + L^2 Z &= 0, \quad Z'(0) = Z(b) = 0, \end{aligned} \quad (30)$$

$$T' + \left[\frac{1}{K} + m + P^2 \right] T = 0, \quad T(0) = -f(y, z).$$

The solutions obtained for differential equations are

$$\begin{aligned} Y_m &= B_m \cos \frac{(2m+1)\pi y}{2a}, \quad m = 0, 1, 2, \dots \\ Z_n &= D_n \cos \frac{(2n+1)\pi z}{2b}, \quad n = 0, 1, 2, \dots \end{aligned} \quad (31)$$

$$T_{mn} = \exp \left[- \frac{ \left(\left(\frac{1}{K} + m \right) + \frac{(2m+1)\pi}{2a} \right)^2 + \left(\frac{(2n+1)\pi}{2b} \right)^2 }{ \left(1 + \beta \left(\frac{(2m+1)\pi}{2a} \right)^2 + \left(\frac{(2n+1)\pi}{2b} \right)^2 \right) } t \right]$$

The solution of the unsteady problem is given by

$$\begin{aligned} g(y, z, t) &= \sum_{m=0}^{\infty} \sum_{n=0}^{\infty} D_{mn} \cos \frac{(2m+1)\pi y}{2a} \cos \frac{(2n+1)\pi z}{2b} \\ &\exp \left[- \frac{ \left(\left(\frac{1}{K} + m \right) + \frac{(2m+1)\pi}{2a} \right)^2 + \left(\frac{(2n+1)\pi}{2b} \right)^2 }{ \left(1 + \beta \left(\frac{(2m+1)\pi}{2a} \right)^2 + \left(\frac{(2n+1)\pi}{2b} \right)^2 \right) } t \right] \end{aligned}$$

where

$$D_{mn} = \frac{4}{ab} \int_0^a \int_0^b -f(y, z) \cos \frac{(2m+1)\pi y}{2a} \cos \frac{(2n+1)\pi z}{2b} dy dz \quad (32)$$

or

$$\begin{aligned} D_{mn} &= - \frac{ \frac{dp}{dx} \left(1 - \frac{y^2}{a^2} - \frac{z^2}{b^2} \right) }{ \left[2 \left(\frac{a^2 + b^2}{a^2 b^2} \right) + \left(\frac{1}{K} + m \right) \left(1 - \frac{y^2}{a^2} - \frac{z^2}{b^2} \right) \right] } \\ &\frac{16(-1)^{m+n}}{(2m+1)(2n+1)\pi^2} \left(-1 + \frac{8}{(2m+1)^2 \pi^2} + \frac{8}{(2n+1)^2 \pi^2} \right) \end{aligned}$$

and the complete velocity distribution is given by

$$\begin{aligned} u(y, z, t) &= f(y, z) + g(y, z, t) \\ u(y, z, t) &= - \frac{ \frac{dp}{dx} \left(1 - \frac{y^2}{a^2} - \frac{z^2}{b^2} \right) }{ \left[2 \left(\frac{a^2 + b^2}{a^2 b^2} \right) + \left(\frac{1}{K} + m \right) \left(1 - \frac{y^2}{a^2} - \frac{z^2}{b^2} \right) \right] } \\ &+ \sum_{m=0}^{\infty} \sum_{n=0}^{\infty} D_{mn} \cos \frac{(2m+1)\pi y}{2a} \cos \frac{(2n+1)\pi z}{2b} \\ &\exp \left[- \frac{ \left(\left(\frac{1}{K} + m \right) + \frac{(2m+1)\pi}{2a} \right)^2 + \left(\frac{(2n+1)\pi}{2b} \right)^2 }{ \left(1 + \beta \left(\frac{(2m+1)\pi}{2a} \right)^2 + \left(\frac{(2n+1)\pi}{2b} \right)^2 \right) } t \right] \end{aligned}$$

VI. CONCLUSIONS AND DISCUSSIONS

In this paper, a problem is studied in order to show the effect of the applied pressure gradient in a channel of elliptical cross-section on unsteady flow of a fluid of second order with bounding surface is porous under the influence of magnetic field. When $m \rightarrow 0$; the results obtained for the velocity are in agreement that of [15]. When $m \rightarrow 0$ and $k \rightarrow \infty$ the results obtained for the velocity field in agreement to that of [22]. The case of Newtonian fluid can be realized as $\beta \rightarrow 0, K \rightarrow \infty$ and $m \rightarrow 0$

It is observed that at center of tube velocity gradient vanishes and velocity is zero at the boundary. Flow seems to have exponential decreasing nature along the direction of flow as shown in Fig. 2. Thus, boundary conditions has been satisfied.

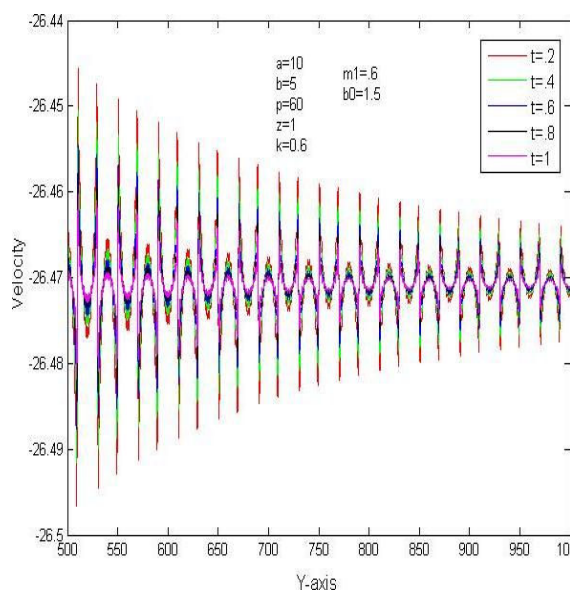


Fig. 2 Velocity profile for different values of time parameter

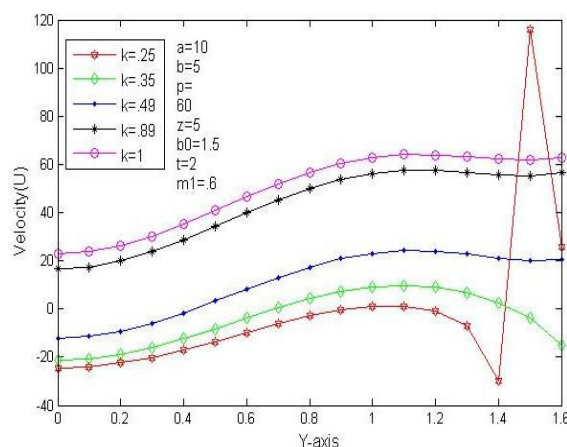


Fig. 3 (a) Velocity Profile for different values porosity

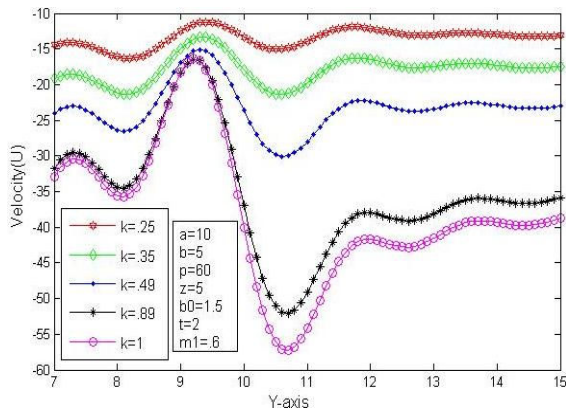


Fig. 3 (b) Velocity Profile for different values porosity

The effect of porosity of bounding surface on velocity profile is illustrated in Figs. 3 (a) & (b). Fig. 3 (a) depicts that, initially some back flow is noticed for lower values of porosity parameter. Velocity gradually increases along the flow direction. As the porosity of the medium increases there are fewer blockages to the flow velocity. Sudden fluctuation in velocity is observed due to high pressure drop. Further continuous backflow is observed with flow oscillation which dies out after some distance as shown in Fig. 3 (b). Fluids with larger value of porosity parameter suffer more oscillations and high pressure drop which ultimately lead to more backflow.

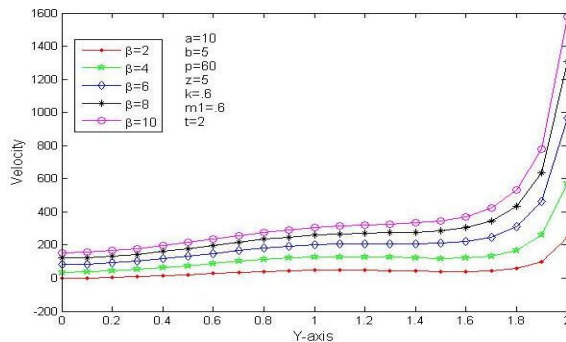


Fig. 4 (a) Velocity Profile for different values Elastico-viscosity

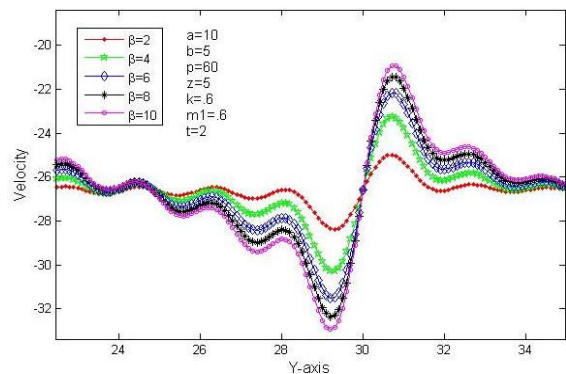


Fig. 4 (b) Velocity Profile for different values Elastico-viscosity

Figs. 4 (a) & (b) illustrate the effect of elastic-viscosity on

the velocity profiles. It is observed from Fig. 4 (a) that as elasto-viscosity increases, there is an increasing trend in the velocity of the fluid particles. This is due to induced pressure gradient along the flow direction. Further the velocity suddenly falls, and backflow is noticed. Thereafter fluid velocity oscillations are seen which seem to die out at infinity as shown in Fig. 4 (b). This concludes that as elasto-viscosity of fluid increases which in turn can be attributed to strong intermolecular forces, the velocity decreases i.e. the bulk of fluid behaves like a rigid body.

The effect of magnetic field on velocity parameter is depicted in Figs. 5 (a) & (b). Initially velocity increases very rapidly due to high pressure drop and then gradually decreases until falling to zero along the tube. Thus, Magnetic parameter is found proportional to applied pressure gradient. Further backflow noticed can be credited due to elasto-viscous nature. Flow further fluctuates and becomes steady as shown in Fig. 5 (b).

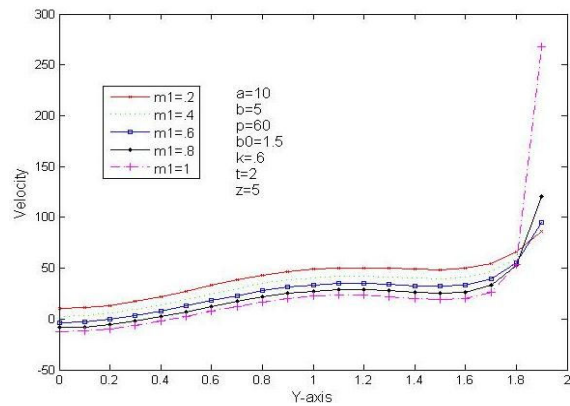


Fig. 5 (a) Velocity Profile for different values Magnetic parameter

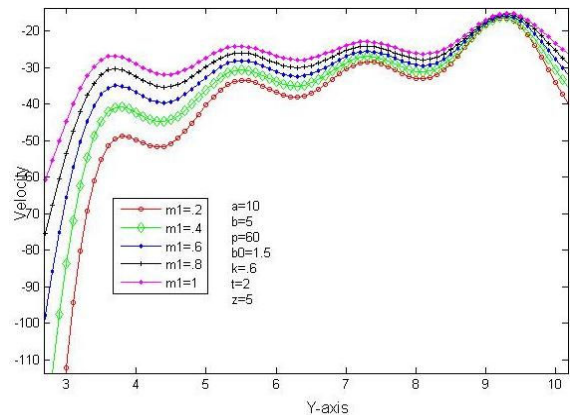


Fig. 5 (b) Velocity Profile for different values Magnetic parameter

Fig. 6 shows steady state velocity profile, while Fig. 7 shows unsteady nature of fluid flow. In steady state sudden fluctuation is due to high pressure drop resulting from combined effect of elasto-viscous and porous nature. For Unsteady flow velocity initially decreases parabolically, fluctuates at certain point and then increases as shown in Fig.

7. Initial backflow is due to porosity of medium and elasto-viscous nature of fluid. Final increasing nature is accounted due to constant pressure driving force. On comparison of steady and unsteady nature it can be predicted that system attains steady state after a time interval.

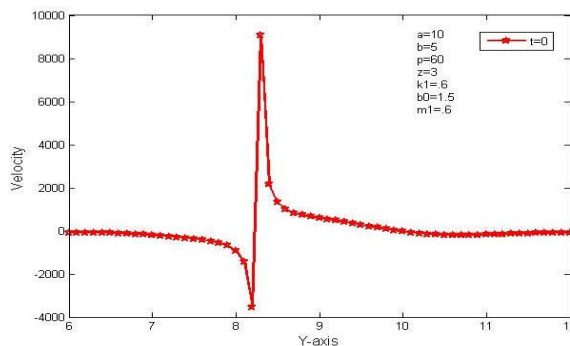


Fig. 6 Velocity Profile for Steady State ($t=0$)

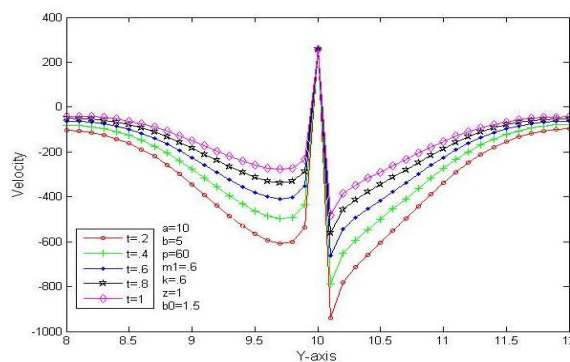


Fig. 7 Velocity Profile for Unsteady State

APPENDIX

ϕ	Coefficient of viscosity
$g_a(s)$	Retarded history
A_i	Acceleration component in the i^{th} coordinate
L	Characteristic Length
α	Angle of inclination
ϕ_3	Coefficient of cross-viscosity
ϕ_2	Coefficient of elasto-viscosity
ρ	Density of the fluid
a_i	Dimensionless acceleration component in the i^{th} direction
v_c	Dimensionless cross viscosity parameter
β	Dimensionless elasto-viscosity parameter
F	Dimensionless External force applied
p	Dimensionless indeterminate hydrostatic pressure
K	Dimensionless porosity factor
u_i	Dimensionless velocity component along the i^{th} coordinate
$g(s)$	Given history
P	Indeterminate hydrostatic pressure
m	Dimensionless magnetic parameter
α	Retardation factor

S	Stress tensor
T	Time parameter
U_i	Velocity component in the i^{th} direction

REFERENCES

- [1] K. R. Rajagopal, P. L. Koloni, "Continuum Mechanics and its Applications", Hemisphere Press, Washington, DC, 1989.
- [2] K. Walters, "Relation between Coleman-Noll, Rivlin-Ericksen, Green-Rivlin and Oldroyd fluids", *ZAMP*, 21, 1970 pp. 592 - 600.
- [3] J. E. Dunn, R. L. Fosdick, "Thermodynamics stability and boundedness of fluids of complexity 2 and fluids of second grade", *Arch. Ratl. Mech. Anal*, 56, 1974, pp. 191 - 252.
- [4] J. E. Dunn, K. R. Rajagopal, "Fluids of differential type-critical review and thermodynamic analysis", *J. Eng. Sci.*, 33, 1995, pp. 689 - 729.
- [5] K. R. Rajagopal, "Flow of visco-elastic fluids between rotating discs", *Theor. Comput. Fluid Dyn.*, 3, 1992, pp. 185 - 206.
- [6] N. Ch. PattabhiRamacharyulu, "Exact solutions of two dimensional flows of second order fluid", *App. Sc Res, Sec - A*, 15, 1964, pp. 41 - 50.
- [7] S. G. Lekoudis, A. H. Nayef and Saric., "Compressible boundary layers over wavy walls", *Physics of fluids*, 19, 1976, pp. 514 - 19.
- [8] P. N. Shankar, U. N. Shina, "The Rayleigh problem for wavy wall", *J. Fluid Mech*, 77, 1976, pp. 243 - 256.
- [9] M. Lessen, S. T. Gangwani, "Effects of small amplitude wall waviness upon the stability of the laminar boundary layer", *Physics of the fluids*, 19, 1976, pp. 510 - 513.
- [10] K. Vajravelu, K. S. Shastri, "Free convective heat transfer in a viscous incompressible fluid confined between a long vertical wavy wall and a parallel flat plate", *J. Fluid Mech*, 86, 1978, pp.365 - 383.
- [11] U. N. Das, N. Ahmed, "Free convective MHD flow and heat transfer in a viscous incompressible fluid confined between a long vertical wavy wall and a parallel flat wall", *I.J. Pure & App. Math*, 23, 1992, pp. 295 - 304.
- [12] R.P. Patidar, G. N. Purohit, "Free convection flow of a viscous incompressible fluid in a porous medium between two long vertical wavy walls", *I. J. Math*, 40, 1998, pp. 76 - 86.
- [13] R. Taneja, N. C. Jain, "MHD flow with slip effects and temperature dependent heat source in a viscous incompressible fluid confined between a long vertical wavy wall and a parallel flat wall", *J. Def. Sci.*, 2004, pp.21 - 29.
- [14] Ch. V. R. Murthy, S.B. Kulkarni, "On the class of exact solutions of an incompressible fluid flow of second order type by creating sinusoidal disturbances", *J. Def.Sci*, 57, 2, 2007, pp. 197-209.
- [15] S. B. Kulkarni, "Unsteady poiseuille flow of second order fluid in a tube of elliptical cross section on the porous boundary", *Special Topics & Reviews in Porous Media.*, 5, 2014, pp. 269 - 276.
- [16] W. Noll, "A mathematical theory of mechanical behaviour of continuous media", *Arch. Ratl. Mech. & Anal.*, 2, 1958, pp. 197 - 226.
- [17] B. D. Coleman, W. Noll, "An approximate theorem for the functionals with application in continuum mechanics", *Arch.Ratl.Mech and Anal*, 6, 1960, pp. 355 - 376.
- [18] R. S. Rivlin, J. L. Ericksen, "Stress relaxation for isotropic materials", *J. Rat. Mech. and Anal*, 4, 1955, pp.350 - 362.
- [19] M.Reiner, "A mathematical theory of diletancy", *Amer.J. of Maths*, 64, 1964, pp.350 - 362.
- [20] H. Darcy, "Les Fontaines Publiques de la Ville de Dijon, Dalmont, Paris" 1856.
- [21] E. M. Erdogan, E. Inrak, "Effects of the side walls on the unsteady flow of a Second-grade fluid in a duct of uniform cross-section", *Int. Journal of Non-Linear Mechanics*, 39, 2004, pp. 1379-1384.
- [22] S. Islam, Z. Bano, T. Haroon and A.M. Siddiqui, "Unsteady poiseuille flow of second grade fluid in a tube of elliptical cross-section", 12, 4, 2011. 291-295.
- [23] S. B. Kulkarni, "Unsteady flow of an incompressible viscous electrically conducting fluid in tub of elliptical cross section under the influence of magnetic field", *International Journal of Mathematical, Computational, Physical and Quantum Engineering*, 8(10), 2014, pp. 1311 - 1317.
- [24] S. B. Kulkarni, "Unsteady poiseuille flow of an incompressible viscous fluid in a tube of spherical cross section on a porous boundary", *International Journal of Mechanical Aero Space Industrial and Mechatronics Engineering*, 9(2), 2015, pp. 240 - 246.
- [25] S.B. Kulkarni, "Unsteady MHD flow of elasto-viscous incompressible fluid through a porous media between two parallel plates under the

influence of magnetic field”, *Defence Science Journal*, 65(2), 2015, pp. 119 – 125.

- [26] S. B. Kulkarni, “Unsteady MHD flow of elastic-viscous fluid in tube of spherical cross section on porous boundary”, *International Journal of Mechanical Aero Space Industrial and Mechatronics Engineering*, 9(4), 2015, pp. 590 – 596.
- [27] Amos Gilat, “MATLAB An Introduction with applications”, *John Wiley & Sons Inc.*, 2010.



Dr. Sanjay Baburao Kulkarni obtained his MSc (Applied Mathematics) and PGDCA, both from the Gulbarga University Gulbarga, in 1995 and 1996 and PhD from Dr. Babasaheb Ambedkar Technological University, Lonere, in 2010. Presently, he is Associate Professor and Head Department of Applied Mathematics at Finolex Academy of Management and Technology, Ratnagiri. He has published many research papers in national, International journal and also he published a book on elastico-viscous fluid flows. He attended many conferences. His areas of interest include: Applied Mathematics elastico-viscous fluid flow problems and operation research, etc.



Hasim Ashraf Chikte is currently post-graduate student (ME Machine Design) at Finolex Academy of Management and Technology, Ratnagiri. He obtained his BE (Mechanical Engineering) from M. H. Saboo Siddik College of Engineering. His area of interest includes vibration analysis, fluid flow, etc.



V. Murali Mohan Mechanical Engineer, Graduated from Nagpur University in 1991 and obtained his M.E (CAD/CAM) from Motilal Nehru Regional Engineering College (MNREC, ALLAHABAD), presently known as MNNIT, ALLAHABAD in 2001. Presently he is Associate Professor in Department of Mechanical Engineering at Finolex Academy of Management & Technology, Ratnagiri, which is affiliated to University of Mumbai. He has published several research papers. He has attended several International Conferences. His areas of interest include: Non Linear Vibration, Micro & Nano Electro Mechanical Systems, Elastico-Viscous Fluid Flow Problems and Optimization Techniques.