

# A Literature Assessment of Multi-Level Inverters

P. Kiruthika, K. Ramani

**Abstract**—Multi-Level Inverter technology has been developed in the area of high-power medium-voltage energy scheme, because of their advantages such as devices of lower rating can be used thereby enabling the schemes to be used for high voltage applications. Reduced Total Harmonic Distortion (THD). Since the  $dv/dt$  is low; the Electromagnetic Interference from the scheme is low. To avoid the switching losses Lower switching frequencies can be used. In this paper present a survey of various topologies, control strategy and modulation techniques used by these inverters. Here the regenerative and superior topologies are also discussed.

**Keywords**—Cascaded H-bridge Multi-Level Inverter, Diode Clamped Multi-Level Inverter, Flying Capacitors Multi-Level Inverter, Multi-Level Inverter, Total Harmonic Distortion.

## I. INTRODUCTION

MULTI-Level Inverters (MLI) are becoming popular than two level inverter in high power applications. Multilevel output is synthesized by small dc voltage level. In multilevel inverters all the switches are connected in series which allows operation at higher voltage level [1], [2]. A multilevel converter not only achieves high power ratings, but also enables the exercise of renewable energy sources. The word multilevel begins with the three-level converter. Multilevel inverters have become more popular over the years in electric high power application with the promise of less disturbances and the possibility to function at lower switching frequencies than ordinary two-level inverters.

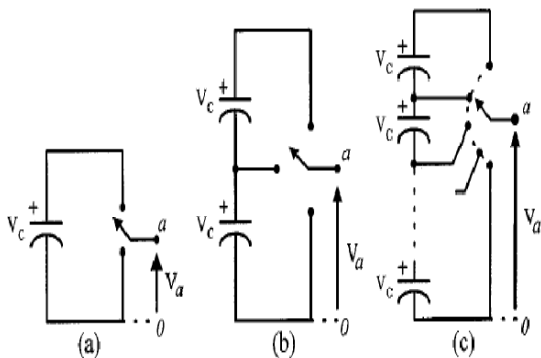


Fig. 1 One Phase Leg of an Inverter with (a) Two Levels, (b) Three Levels, and (c) N Levels

P.Kiruthika is doing PG Power Electronics and Drives at K.S.Rangasamy college of Technology, Tiruchengode 637215 Tamilnadu (mobile: 8012365494; e-mail: kiruthikamahesh510@gmail.com).

Dr.K.Ramani is working as Associate Professor, Department of Electrical and Electronics Engineering, K.S.Rangasamy college of Technology, Tiruchengode 637215 (mobile: 9788518536; e-mail: kreee82@gmail.com).

Nowadays, there exist three commercial topologies of multilevel voltage-source inverters Diode clamped (DC) [3], Flying Capacitors (FCs) [5], and Cascaded H-bridge (CHB) [4]. The proposed scheme of MLI having some modulation techniques to control the output voltage and it can be used to reduce the total harmonic distortion. The purpose of this paper is to give a detailed comparison of different techniques for control and the topology of MLI.

## II. TOPOLOGY OF MULTILEVEL INVERTER

### A. Diode Clamped Multi-Level Inverter

The main concept of this inverter is to use diodes and provides the multiple voltage levels through the different phases to the capacitor banks these are series. A diode transfers a voltage in the limited amount, thereby dropping the stress on other electrical devices. Half of the input DC voltage is the maximum output voltage. Negative feature of the DCMLI can be eliminated by increasing the switches, diodes, and capacitors [6-10]. These are limited to the three levels, because of the capacitor balancing issues and it provides the high competence due to the fundamental frequency used for all the switching devices and it is a simple method of the back to back power transfer systems. Ex: 5- Level diode clamped multilevel inverter, 9- level diode clamped multilevel inverter. The 5- level diode clamped multilevel inverter uses switches, diodes and a single capacitor. As compared to the 5-level diode clamped inverters, the 9- level diode clamped multilevel inverters having two times extra switches, diodes, capacitors.

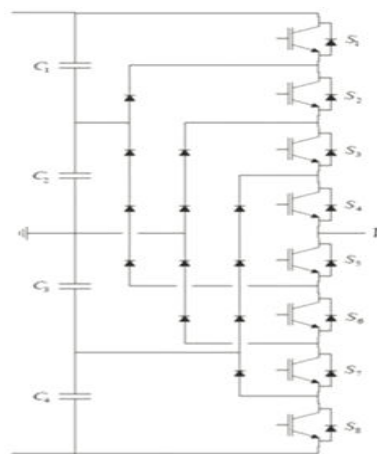


Fig. 2 Five-Level Diode Clamped Multilevel Inverter

Here the main application of the DCMLI is Static VAR compensation, Variable speed motor drives, High voltage system interconnections, High voltage DC and AC transmission lines.

*B. Flying Capacitors Multi-Level Inverter*

The main concept of this inverter is to use capacitors and it can connect in series. The capacitors transfer the partial quantity of voltage to electrical devices. Switching states of these inverters are like as the diode clamped inverter switching states. The input voltage is higher than half of the output DC voltage [11]-[16]. It is weakness of the FCMLI. It also has the switching redundancy within phase to balance the flying capacitors. Both the active and reactive power flow can be controlled. Due to this high switching frequency, switching losses will takes place. Ex: 5-level flying capacitors multilevel inverter, 9-level flying capacitors multilevel inverter. This inverter is same like that diode clamped multi inverter. Only switches and capacitors are used in these inverters.

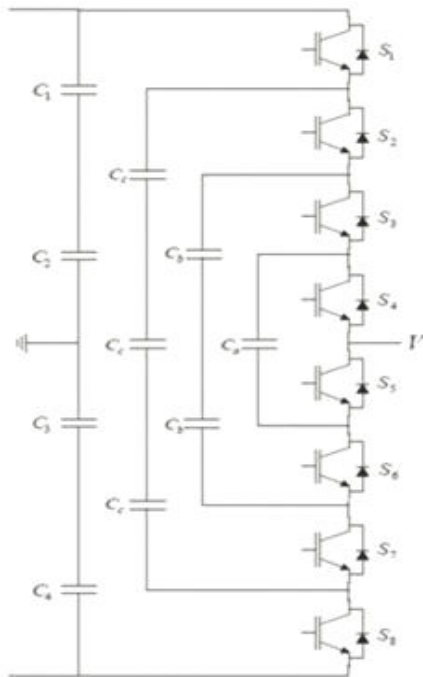


Fig. 3 Five-Level Flying Capacitors Multilevel Inverter

Here the FCMLI is used in the applications of Induction motor control using DTC (Direct Torque Control) circuit, Static var generation, Both AC-DC and DC-AC conversion applications, Converters with Harmonic distortion capability, Sinusoidal current rectifiers.

*C. Cascaded H-Bridge Multilevel Inverter*

The cascaded H-bridge multi-level inverter is to use capacitors and switches and requires less number of components in each level. It consists of series of power alteration cells and power can be scaled easily. The capacitors and switches pairs are called an H-bridge and each H-bridge gives the separate input DC voltage and offers three different voltages like zero, positive DC and negative DC voltages. One of the rewards of this type of MLI needs less number of components compared with DC MLI and FC MLI. The cost

and weight of the inverter are less than other 2 types. Soft-switching is feasible by the new switching methods [17]-[22]. Bulky transformers can be eliminated by using these inverters. Large number of isolated voltages is required to supply the each cell. Ex: 5- H-bridge multi level inverter, 9- H-bridge clamped multi level inverter. This inverter is also same like that diode clamped multi inverter.

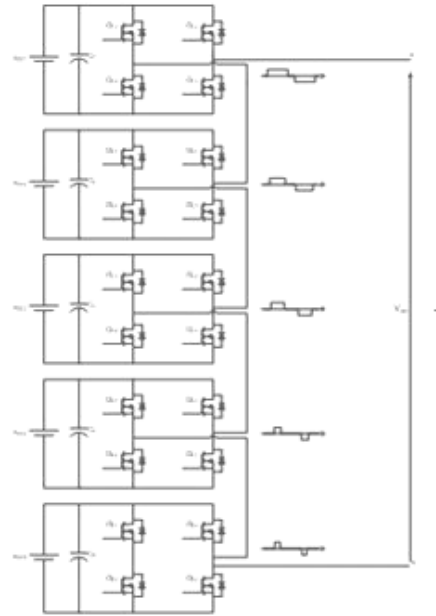


Fig. 4 Five-Level H-Bridge Multilevel Inverter

Here the CHB is used for the following applications Motor drives, Active filters, Electric vehicle drives, DC power source utilization, Power factor compensators, Back to back frequency link systems Interfacing with renewable energy resources.

TABLE I  
COMPARISON BETWEEN IMPLEMENTATION FACTORS

	DC MLI	FC MLI	CHB MLI
Exact needs	Clamping diodes	Additional capacitors	Isolated dc sources
Modularity	Low	High	High
Design and execution	Low	Medium (capacitors)	complexity transformer)
Control concerns	Voltage balancing	Voltage setup	Power sharing
Blunder charity	Difficult	Easy	Easy

III. CONTROL STRATEGIES

To Control the output voltage of the inverter, we can go for the PWM technique [23]-[30]. It can be used to carrying information on gate pulses and it is encoded in the width of each pulses. By using this technique constant voltage can be maintained. A modulation approach for MLI is given in Fig. 5.

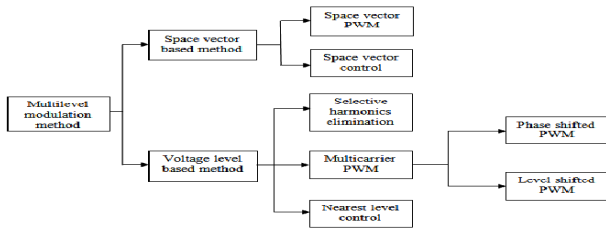


Fig. 5 Modulation Techniques for MLI

### A. Sinusoidal Pulse Width Modulation

The control principle of the SPWM is to use several triangular carrier signals keeping only one modulating sinusoidal signal. For an  $m$ -level inverter, Equation (2) is given the  $(m-1)$  triangular carriers are needed for set the frequency and amplitude value. The carriers have the same frequency  $f_c$  and the same peak-to-peak amplitude  $A_c$ . The modulating signal is a sinusoid of frequency  $f_m$  and amplitude  $A_m$ . Each carrier signal is compared with the modulating signal at every instant [31]-[35]. Each comparison switches the switch "on" if the modulating signal is greater than the triangular carrier assigned to that switch. The main parameters of the modulation process are the frequency ratio  $k=f_c/f_m$ , where  $f_c$  is the frequency of the carriers, and  $f_m$  is the frequency of the modulating signal. The definition of Modulation Index(MI) can be clarified in the Equation (1) is given by,

$$MI = A_m / (m * A_c) \quad (1)$$

Where  $A_m$  the amplitude of the modulating signal,  $A$  is the peak-to-peak value

$$m' = (m - 1) / 2 \quad (2)$$

Where  $m$  is the number of level (which is odd).

### B. Space Vector PWM

Two discontinuous multilevel space vector modulation (SVM) techniques are implemented for DVR control to reduce inverter switching losses maintaining virtually the same harmonic performance as the conventional multilevel SVM for high number of levels. [35], two carrier-based modulation techniques for a dual two-level inverter with power sharing capability and proper multilevel voltage waveforms were introduced. Their main advantage is a simpler implementation compared to SVM. [36] Focused a novel 3-D space modulation technique with voltage balancing capability for a cascaded seven-level rectifier stage of SST. Switching strategy for multilevel cascade inverters, based on the space-vector theory. The proposed switching strategy generates a voltage vector with very low harmonic distortion and reduced switching frequency. [41], PWM technique for induction motor drives involving six concentric dodecagonal space vector structures is proposed. [42], novel space vector modulation (SVM) technique for a three-level five-phase inverter is based on an optimized five vectors concept. [44], switching strategy for multilevel cascade inverters, based on

the space-vector theory generates voltage vector across the load with minimum error with respect to the sinusoidal reference with high performance.

### C. Selective Harmonic Elimination

A method to obtain initial values for the SHE-PWM equations according to the reference modulation index  $M$  and the initial phase angle of output fundamental voltage is investigated thoroughly. [37], the elimination of harmonics in a cascade multilevel inverter by considering the non-equality of separated dc sources by using particle swarm optimization is presented. [38], new formulation of selective harmonic elimination pulse width modulation (SHE-PWM) technique suitable for cascaded multilevel inverters with optimized DC voltage levels. [39], [40], a control strategy is proposed to regulate the voltage across the FCs at their respective reference voltage levels by swapping the switching patterns of the switches based on the divergence of the output current, the divergence of the FC voltage, and the divergence of the fundamental line-to-neutral voltage under selective harmonic elimination pulse width modulation [43], [44], suggested a novel space vector modulation (SVM) technique for a three-level five-phase inverter, based on an optimized five vectors concept [45].

### D. Multi-Carrier Pulse Width Modulation

Level shifting and Phase shifting is the major technique of the MCPWM. The constant switching frequency pulse width modulation technique is most popular and very simple switching scheme. For  $m$  level inverter, all  $(m-1)$  carriers use same frequency  $f_c$  and the same amplitude  $A_c$  and they are disposed such that the bands they occupy are contiguous. Level shifting technique can be used mostly [46]. It can be classified into Phase Disposition PWM (PDPWM), Phase Opposition Disposition PWM (PODPWM), Alternate Phase Opposition Disposition PWM (APODPWM)[47-50]. In PDPWM technique; all triangular carriers are arranged in phase [51]-[53]. In PODPWM technique, the carriers above the zero reference are in phase, but shifted by 180 below the zero reference. In APODPWM technique, each triangular carrier is shifted by 180 from its adjacent carrier [54]-[56].

TABLE II  
COMPARISON TABLE FOR MLI TOPOLOGIES AND MODULATION TECHNIQUES  
BASED ON THE IMPLEMENTATION FACTORS

	DC MLI	FC MLI	CHB MLI
SPWM	Applicable	Applicable	Applicable
LS-PWM	Applicable	Applicable	Applicable/optional
PS-PWM	Not applicable	Applicable	Applicable
SHE	Applicable	Applicable	Applicable
SVM	Applicable/optional	Applicable	Applicable

## IV. ANALYSIS OF THE PROPOSED PAPER

### A. Summary of Multi-Level Inverter

In Table III is concluded that the 26.37% of total literatures are summarized based on Diode Clamped Multilevel Inverter, 42% of total literatures are summarized based on Cascaded H-bridge Multilevel Inverter, 29.83 % of total literatures are

summarized based on Flying Capacitor Multilevel Inverter [57]-[65]. Fig. 6 shows the chart for the Table III.

TABLE III  
MLI LITERATURE REVIEW PAPERS

Parameters	Total No. of Literature reviews in MLI Topology	% of Literature reviews in MLI Topology
DCMLI	11	26.37
FC MLI	13	29.83
CHB MLI	20	42

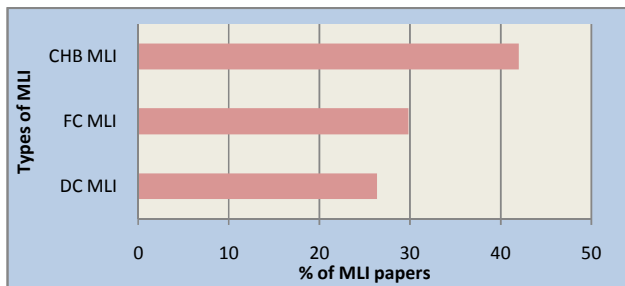


Fig. 6 Percentage (%) of Literature reviews in MLI Topology

#### B. Summary of Modulation Techniques

From Table IV shows that the 26.32% of total literature reviews based on Sinusoidal PWM Technique, 28.95% of total literature review based on Space Vector PWM Technique, 34.21% of total literature review based on Selective Harmonic Elimination PWM Technique [66]-[80]. Fig. 7 shows the graph of the Table IV.

TABLE IV  
LITERATURE REVIEW PAPERS FOR MODULATION TECHNIQUES

Parameters	Total No. of Literature reviews in Modulation Techniques	% of Literature reviews in Modulation Techniques
SPWM	10	26.32
SVM	11	28.95
SHE-PWM	13	34.21

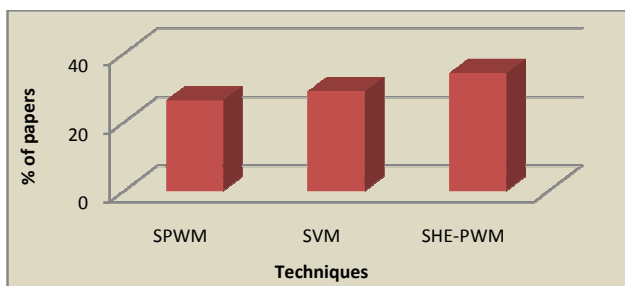


Fig. 7 Percentage (%) of Literature reviews in Modulation Technique

Fig. 8 shows the comparison of the MLI technologies and Modulation Technologies of the proposed paper. Number of techniques presented in the x axis and % of papers presented in the y axis.

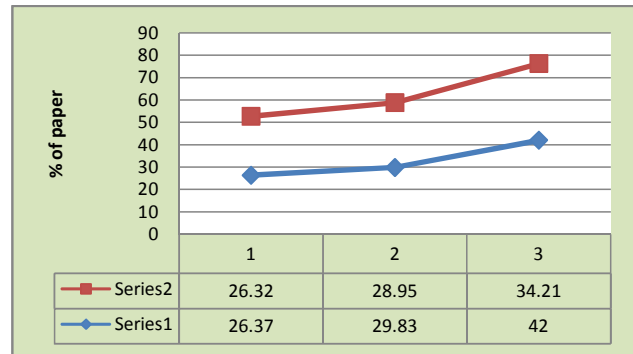


Fig. 8 Percentage (%) of MLI Papers and Modulation Topology

#### V. CONCLUSION

This paper has been proposed as an investigation of several technological literatures anxious with Multilevel Inverter Topologies and their Modulation Techniques. Nowadays, more and more profitable products are based on the multilevel inverter structure, and more and more universal research and enlargement of multilevel inverter-related technologies is stirring. This paper anticipated with the fundamental principle of different multilevel inverters in this paper many topologies and control techniques have been reviewed, which helps the researchers to use proper techniques to control multilevel converters for renewable energy sources grid integration.

#### ACKNOWLEDGMENT

The authors want to thank AICTE New Delhi for the support given to this work through the research work and awarded the "Career Award for Young Teachers **Dr.K.Ramani** (F.No.11.8/AICTE/RIFD/CAYT/POL-I/2013-14)

#### REFERENCES

- [1] Zhiguo Pan, Fang Zheng Peng, Keith A. Corzine, Victor R. Stefanovic, John M. (Mickey) Leuthen, and Slobodan Gataric, "Voltage Balancing Control of Diode-Clamped Multilevel Rectifier/Inverter Systems" IEEE Trans On Industry Applications, Vol. 41, No. 6, pp. 1698-1706, Nov/Dec 2005.
- [2] Grain P. Adam, Stephen J. Finney, Ahmed M. Massoud, and Barry W. Williams, "Capacitor Balance Issues of the Diode-Clamped Multilevel Inverter Operated in a Quasi Two-State Mode" IEEE Trans On Industrial Electronics, Vol. 55, NO. 8, pp. 3088-3099, Aug 2008.
- [3] Baoming Ge, Fang Zheng Peng, Anibal T. de Almeida, and Haitham Abu-Rub, "An Effective Control Technique for Medium-Voltage High-Power Induction Motor Fed by Cascaded Neutral-Point-Clamped Inverter", IEEE Trans On Industrial Electronics, Vol. 57, No. 8, pp. 2659-2668, Aug 2010.
- [4] Jeffrey Ewanchuk, John Salmon, and Behzad Vafakhah, "A Five-/Nine-Level Twelve-Switch Neutral-Point-Clamped Inverter for High-Speed Electric Drives", IEEE Trans On Industry Applications, Vol. 47, No. 5, pp. 2145-2153, Sept/Oct 2011.
- [5] Arash A. Boora, Alireza Nami, Firuz Zare, Arindam Ghosh, and Frede Blaabjerg, "Voltage-Sharing Converter to Supply Single-Phase Asymmetrical Four-Level Diode-Clamped Inverter With High Power Factor Loads", IEEE Trans On Power Electronics, Vol. 25, No. 10, pp. 2507-2520, Oct 2010.
- [6] C. Attaianesi, M. Di Monaco, and G. Tomasso, "Three-Phase Three-Level Active NPC Converters for High Power System", International Symposium on Power Electronics, Electrical Drives, Automation and Motion, pp. 204-209, Speedam 2010.
- [7] Amit Kumar Jain, and V. T. Ranganathan, "VCE Sensing for IGBT Protection in NPC Three Level Converters—Causes For Spurious

- Trippings and Their Elimination”, IEEE Trans On Power Electronics, Vol. 26, No. 1, pp. 298-307, Jan 2011.
- [8] Jun Li, Subhashish Bhattacharya, and Alex Q. Huang, “A New Nine-Level Active NPC (ANPC) Converter for Grid Connection of Large Wind Turbines for Distributed Generation”, IEEE Trans On Power Electronics, Vol. 26, No. 3, pp. 961-972, March 2011.
- [9] Robert Stala, “Application of Balancing Circuit for DC-Link Voltages Balance in a Single-Phase Diode-Clamped Inverter With Two Three-Level Legs”, IEEE Trans On Industrial Electronics, Vol. 58, No. 9, pp. 4185-4195, Sept 2011.
- [10] Jin Li, Jinjun Liu, Dushan Boroyevich, Paolo Mattavelli, and Yaosuo Xue, “Three-level Active Neutral-Point-Clamped Zero-Current-Transition Converter for Sustainable Energy Systems”, IEEE Trans. On Power Electronics, Vol. 26, No. 12, pp. 3680-3693, Dec 2011.
- [11] Marcelo C. Cavalcanti, Alexandre M. Farias, Kleber C. Oliveira, Francisco A. S. Neves, and João L. Afonso, “Eliminating Leakage Currents in Neutral Point Clamped Inverters for Photovoltaic Systems”, IEEE Trans. On Industrial Electronics, Vol. 59, No. 1, pp. 435- 443, Jan 2012.
- [12] Jin Li, Jinjun Liu, Dushan Boroyevich, Paolo Mattavelli, and Yaosuo Xue, “Comparative Analysis of Three-Level Diode Neural-Point-Clamped and Active Neural-Point-Clamped Zero-Current-Transition Inverters”, 8th International Conference on Power Electronics, pp. 2290-2295, May 30-June 3, 2011.
- [13] Zhongyuan Cheng, and Bin Wu, “A Novel Switching Sequence Design for Five-Level NPC/H-Bridge Inverters With Improved Output Voltage Spectrum and Minimized Device Switching Frequency”, IEEE Trans. On Power Electronics, Vol. 22, No. 6, pp.2138-2145, Nov 2007.
- [14] Pablo Lezana, José Rodríguez, and Diego A. Oyarzún, “Cascaded Multilevel Inverter With Regeneration Capability and Reduced Number of Switches”, IEEE Trans. On Industrial Electronics, Vol. 55, No. 3, pp. 1059-1066, March 2008.
- [15] H. K. Al-Hadidi, A. M. Gole, and David A. Jacobson, “A Novel Configuration for a Cascade Inverter-Based Dynamic Voltage Restorer with Reduced Energy Storage Requirements”, IEEE Trans. On Power Delivery, Vol. 23, No. 2, pp. 881-888, April 2008.
- [16] Yidan Li and Bin Wu, “A Novel DC Voltage Detection Technique in the CHB Inverter-Based STATCOM”, IEEE Trans. On Power Delivery, Vol. 23, No. 3, pp. 1613-1619, July 2008.
- [17] Zhong Du, Leon M. Tolbert, Burak Ozpineci, and John N. Chiasson, “Fundamental Frequency Switching Strategies of a Seven-Level Hybrid Cascaded H-Bridge Multilevel Inverter”, IEEE Trans. On Power Electronics, Vol. 24, No. 1, pp. 25- 33, Jan 2009.
- [18] Zhong Du, Burak Ozpineci, Leon M. Tolbert, and John N. Chiasson, “DC-AC Cascaded H-Bridge Multilevel Boost Inverter With No Inductors for Electric/Hybrid Electric Vehicle Applications”, IEEE Trans. On Industry Applications, Vol. 45, No. 3, Pp. 963-970, May/June 2009.
- [19] Yu Liu, Alex Q. Huang, Wenchao Song, Subhashish Bhattacharya, and Guojun Tan, “Small-Signal Model-Based Control Strategy for Balancing Individual DC Capacitor Voltages in Cascade Multilevel Inverter-Based STATCOM”, IEEE Trans. On Industrial Electronics, Vol. 56, No. 6, pp. 2259-2269, June 2009.
- [20] Elena Villanueva, Pablo Correa, José Rodríguez, and Mario Pacas, “Control of a Single-Phase Cascaded H-Bridge Multilevel Inverter for Grid-Connected Photovoltaic Systems”, IEEE Trans. On Industrial Electronics, Vol. 56, No. 11, pp. 4399-4406, Nov. 2009.
- [21] Farid Khoucha, Soumia Mouna Lagoun, Khoudir Marouani, Abdelaziz Kheloui, and Mohamed El Hachemi Benbouzid, “Hybrid Cascaded H-Bridge Multilevel-Inverter Induction-Motor-Drive Direct Torque Control for Automotive Applications”, IEEE Trans. On Industrial Electronics, Vol. 57, No. 3, pp. 892-899, March 2010.
- [22] Rajesh Gupta, Arindam Ghosh, and Avinash Joshi, “Multiband Hysteresis Modulation and Switching Characterization for Sliding-Mode-Controlled Cascaded Multilevel Inverter”, IEEE Trans. On Industrial Electronics, Vol. 57, No. 7, pp. 2344-2353, July 2010.
- [23] Domingo A. Ruiz-Caballero, Reynaldo M. Ramos-Astudillo, Samir Ahmad Mussa, and Marcelo Lobo Heldwein, “Symmetrical Hybrid Multilevel DC-AC Converters With Reduced Number of Insulated DC Supplies”, IEEE Trans. On Industrial Electronics, Vol. 57, No. 7, pp. 2307-2314, July 2010.
- [24] Gierry Waltrich, and Ivo Barbi, “Three-Phase Cascaded Multilevel Inverter Using Power Cells With Two Inverter Legs in Series”, IEEE Trans. On Industrial Electronics, Vol. 57, No. 8, pp. 2605-2612, Aug 2010.
- [25] K. Sivakumar, Anandarup Das, Rijil Ramchand, Chintan Patel, and K. Gopakumar, “A Hybrid Multilevel Inverter Topology for an Open-End Winding Induction-Motor Drive Using Two-Level Inverters in Series With a Capacitor-Fed H-Bridge Cell”, IEEE Trans. On Industrial Electronics, Vol. 57, No. 11, Pp. 3707-3714, Nov. 2010.
- [26] Farid Khoucha, Mouna Soumia Lagoun, Abdelaziz Kheloui, and Mohamed El Hachemi Benbouzid, “A Comparison of Symmetrical and Asymmetrical Three-Phase H-Bridge Multilevel Inverter for DTC Induction Motor Drives”, IEEE Trans On Energy Conversion, Vol. 26, No. 1, pp. 64-72, March 2011.
- [27] Jianjiang Shi, Wei Gou, Hao Yuan, Tiefu Zhao, and Alex Q. Huang, “Research on Voltage and Power Balance Control for Cascaded Modular Solid-State Transformer”, IEEE Trans. On Power Electronics, Vol. 26, No. 4, pp. 1154-1166, April 2011.
- [28] Makoto Hagiwara, Ryo Maeda, and Hirofumi Akagi, “Control and Analysis of the Modular Multilevel Cascade Converter Based on Double-Star Chopper-Cells (MMCC-DSCC)”, IEEE Trans. On Power Electronics, Vol. 26, No. 6, pp.1649-1658, June 2011.
- [29] Hossein Sepahvand, Jingsheng Liao, and Mehdi Ferdowsi, “Investigation on Capacitor Voltage Regulation in Cascaded H-Bridge Multilevel Converters With Fundamental Frequency Switching”, IEEE Trans. On Industrial Electronics, Vol. 58, No. 11, pp. 5102-5111, Nov. 2011.
- [30] Javad Ebrahimi, Ebrahim Babaei, and Goveg B. Gharehpetian, “A New Topology of Cascaded Multilevel Converters With Reduced Number of Components for High-Voltage Applications”, IEEE Trans. On Power Electronics, Vol. 26, No. 11, pp. 3109-3118, Nov. 2011.
- [31] Byeong-Mun Song, Junhyung Kim, Jih-Sheng Lai, Ki-Chul Seong, Hae-Jong Kim, and Sun-Soon Park, “A Multilevel Soft-Switching Inverter with Inductor Coupling”, IEEE Trans. On Industry Applications, Vol. 37, No. 2, pp. 628-636, March/April 2001.
- [32] Miguel F. Escalante, Jean-Claude Vannier, and Amir Arzandé, “Flying Capacitor Multilevel Inverters and DTC Motor Drive Applications”, IEEE Trans. On Industrial Electronics, Vol. 49, No. 4, pp.809-815, Aug 2002.
- [33] Keith A. Corzine, and Xiaomin Kou, “Capacitor Voltage Balancing in Full Binary Combination Schema Flying Capacitor Multilevel Inverters”, IEEE Power Electronic Letters, Vol. 1, No. 1, pp. 2-5, March 2003.
- [34] Xiaomin Kou, Keith A. Corzine, and Yakov L. Familiant, “A Unique Fault-Tolerant Design for Flying Capacitor Multilevel Inverter”, IEEE Trans. On Power Electronics, Vol. 19, No. 4, pp. 979-987, July 2004.
- [35] Anshuman Shukla, Arindam Ghosh, and Avinash Joshi, “Static Shunt and Series Compensations of an SMIB System Using Flying Capacitor Multilevel Inverter”, IEEE Trans. On Power Delivery, Vol. 20, No. 4, pp. 2613-2622, Oct 2005.
- [36] Dae-Wook Kang, Byoung-Kuk Lee, Jae-Hyun Jeon, Tae-Jin Kim, and Dong-Seok Hyun, “A Symmetric Carrier Technique of CRPWM for Voltage Balance Method of Flying-Capacitor Multilevel Inverter”, IEEE Trans. On Industrial Electronics, Vol. 52, No. 3, pp. 879-888, June 2005.
- [37] Anshuman Shukla, Arindam Ghosh, and Avinash Joshi, “Hysteresis Current Control Operation of Flying Capacitor Multilevel Inverter and Its Application in Shunt Compensation of Distribution Systems”, IEEE Trans. On Power Delivery, Vol. 22, No. 1, pp. 396-405, Jan 2007.
- [38] Robert Stala, “The Switch-Mode Flying-Capacitor DC-DC Converters With Improved Natural Balancing”, IEEE Trans. On Industrial Electronics, Vol. 57, No. 4, pp. 1369-1382, April 2010.
- [39] M. Hojo, and K. Minato, “Integrated Power Conversion for DC Power System by Flying Capacitor Multi-Level Converter”, The 2010 International Power Electronics Conference, pp. 337-342, 2010.
- [40] Pavel Kobrle, Jiří Pavelka, “Analysis of Permissible State of Flying Capacitors Multilevel Inverter Switch”, 14th International Power Electronics and Motion Control Conference, pp. T3-42 – T3-45, oct. 2010.
- [41] Z.Oudjebour and E.M.Berkouk, M.O.Mahmoudi, “Modelling, Control and Feedback Control of the Multilevel Flying Capacitors Rectifier. Application to Double Star Induction Machine”, IEEE International Energy Conference, pp. 507-512, 2010.
- [42] M. Trabelsi, and L. Ben-Brahim, “Development Of A Grid Connected Photovoltaic Power Conditioning System Based On Flying Capacitors Inverter”, 8th International Multi-Conference on Systems, Signals & Devices, pp. 1-6, May 2011.
- [43] Mostafa Khazraei, Hossein Sepahvand, Keith A. Corzine, and Mehdi Ferdowsi, “Active Capacitor Voltage Balancing in Single-Phase Flying-Capacitor Multilevel Power Converters”, IEEE Trans. On Industrial Electronics, Vol. 59, No. 2, pp. 769-778, Feb. 2012.

- [44] Anshuman Shukla, Arindam Ghosh, and Avinash Joshi, "Improved Multilevel Hysteresis Current Regulation and Capacitor Voltage Balancing Schemes for Flying Capacitor Multilevel Inverter", *IEEE Trans. On Power Electronics*, Vol. 23, No. 2, pp. 518-529, March 2008.
- [45] Giuseppe Carrara, Simone Gardella, Mario Marchesoni, Raffaele Salutati, and Giuseppe Sciuotto, "A New Multilevel PWM Method: A Theoretical Analysis", *IEEE Trans. On Power Electronics*, Vol. 7, No. 3, pp. 497-505, July 1992.
- [46] N. A. Azli and M. S. Sakar, "A DSP-based Regular Sampled Pulsewidth Modulation (PWM) Technique for a Multilevel Inverter", *International Conference on Power System Technology*, pp. 1613-1618, Nov. 2004.
- [47] G.P. Adam, O. Anaya-Lara, G.M. Burt, D. Telford, B.W. Williams, and J.R. McDonald, "Modular multilevel inverter: pulse width modulation and capacitor balancing technique", *Published in IET Power Electronics*, Vol. 3, Iss. 5, pp. 702-715, 2010.
- [48] B. Shanthi and S.P. Natarajan, "Comparative Study on Unipolar Multicarrier PWM Strategies for Five Level Flying Capacitor Inverter", *International Conference On "Control, Automation, Communication And Energy Conservation*, pp. 1-7, Jun 2009.
- [49] Moncef Ben Smida and Faouzi Ben Ammar, "Modeling and DBC-PSC-PWM Control of a Three-Phase Flying-Capacitor Stacked Multilevel Voltage Source Inverter", *IEEE Trans. On Industrial Electronics*, Vol. 57, No. 7, pp. 2231-2239, July 2010.
- [50] P.K. Chaturvedi, S. Jain, P. Agarwal, "Reduced switching loss pulse width modulation technique for three-level diode clamped inverter", *Published in IET Power Electronics*, Vol. 4, Iss. 4, pp. 393-399, 2011.
- [51] Suroso, and T. Noguchi, "Common-emitter topology of multilevel current-source pulse width modulation inverter with chopper-based DC current sources", *Published in IET Power Electronics*, Vol. 4, Iss. 7, pp. 759-766, 2010.
- [52] K.Ramani and Dr.A.Krishnan, "High Performance of Sinusoidal Pulse Width Modulation Based Flying Capacitor Multilevel Inverter fed induction Motor Drive", *International Journal of Computer Applications (0975 - 8887) Volume 1 - No. 24*, pp. 98-103, 2010.
- [53] Ilhami Colak, Ramadan Bayindir, Ersan Kabalci, "Design and Analysis of a 7-Level Cascaded Multilevel Inverter with Dual SDCSs", *International Symposium on Power Electronics, Electrical Drives, Automation and Motion*, pp.180-185, 2010.
- [54] Wahidah Abd. Halim and Nasrudin Abd. Rahim, "FPGA-Based Pulse-Width Modulation Control For Single-Phase Multilevel Inverter", *IEEE First Conference on Clean Energy and Technology, CET*, pp.57-62, 2011.
- [55] Amit Kumar Gupta, and Ashwin M. Khambadkone, "A Space Vector PWM Scheme for Multilevel Inverters Based on Two-Level Space Vector PWM", *IEEE Trans. On Industrial Electronics*, Vol. 53, No. 5, pp. 1631-1639, Oct 2006.
- [56] Ahmed M. Massoud, Stephen J. Finney, Andrew J. Cruden, and Barry W. Williams, "Three-Phase, Three-Wire, Five-Level Cascaded Shunt Active Filter for Power Conditioning, Using Two Different Space Vector Modulation Techniques", *IEEE Trans. On Power Delivery*, Vol. 22, No. 4, pp. 2349-2361, Oct. 2007.
- [57] Amit Kumar Gupta, and Ashwin M. Khambadkone, "A General Space Vector PWM Algorithm for Multilevel Inverters, Including Operation in Over modulation Range", *IEEE Trans. On Power Electronics*, Vol. 22, No. 2, pp. 517-526, March 2007.
- [58] Óscar López, Jacobo Álvarez, Jesús Doval-Gandoy, and Francisco D. Freijedo, "Multilevel Multiphase Space Vector PWM Algorithm With Switching State Redundancy", *IEEE Trans. On Industrial Electronics*, Vol. 56, No. 3, pp. 792- 804, March 2009.
- [59] Anish Gopinath, Aneesh Mohamed A. S., and M. R. Baiju, "Fractal Based Space Vector PWM for Multilevel Inverters—A Novel Approach", *IEEE Trans. On Industrial Electronics*, Vol. 56, No. 4, pp. 1230-1237, April 2009.
- [60] Aneesh Mohamed A. S., Anish Gopinath, and M. R. Baiju, "A Simple Space Vector PWM Generation Scheme for Any General n-Level Inverter", *IEEE Trans. On Industrial Electronics*, Vol. 56, No. 5, pp. 1649-1656, May 2009.
- [61] Mohan M. Renge and Hiralal M. Suryawanshi, "Three-Dimensional Space-Vector Modulation to Reduce Common-Mode Voltage for Multilevel Inverter", *IEEE Trans. On Industrial Electronics*, Vol. 57, No. 7, pp. 2324-2331, July 2010.
- [62] Behzad Vafakhah, John Salmon, and Andrew M. Knight, "A New Space-Vector PWM With Optimal Switching Selection for Multilevel Coupled Inductor Inverters", *IEEE Trans. On Industrial Electronics*, Vol. 57, No. 7, pp. 2354-2364, July 2010.
- [63] Ahmed M. Massoud, Shehab Ahmed, Prasad N. Enjeti, and Barry W. Williams, "Evaluation of a Multilevel Cascaded-Type Dynamic Voltage Restorer Employing Discontinuous Space Vector Modulation", *IEEE Trans. On Industrial Electronics*, Vol. 57, No. 7, pp. 2398- 2410 July 2010.
- [64] Gabriele Grandi, and Darko Ostojic, "Carrier-Based Discontinuous Modulation for Dual Three-Phase Two-Level Inverters", *International Symposium on Power Electronics, Electrical Drives, Automation and Motion*, pp. 839-844, Speedam 2010.
- [65] Xu She, Alex Q. Huang, and Gangyao Wang, "3-D Space Modulation With Voltage Balancing Capability for a Cascaded Seven-Level Converter in a Solid-State Transformer", *IEEE TRANS. On Power Electronics*, Vol. 26, No. 12, pp. 3778-3789, Dec. 2011.
- [66] Mohamed S. A. Dahidah, Vassilios G. Agelidis, and Machavaram V. Rao, "On Abolishing Symmetry Requirements in the Formulation of a Five-Level Selective Harmonic Elimination Pulse-Width Modulation Technique", *IEEE Trans. On Power Electronics*, Vol. 21, No. 6, pp. 1833-1837, Nov. 2006.
- [67] Vladimir Blasko, "A Novel Method for Selective Harmonic Elimination in Power Electronic Equipment", *IEEE Trans. On Power Electronics*, Vol. 22, No. 1, pp. 223-228, Jan. 2007.
- [68] Alan J. Watson, Patrick W. Wheeler, and Jon C. Clare, "A Complete Harmonic Elimination Approach to DC Link Voltage Balancing for a Cascaded Multilevel Rectifier", *IEEE Trans. On Industrial Electronics*, Vol. 54, No. 6, pp. 2946-2953, Dec. 2007.
- [69] Mohamed S. A. Dahidah, and Vassilios G. Agelidis, "Selective Harmonic Elimination PWM Control for Cascaded Multilevel Voltage Source Converters: A Generalized Formula", *IEEE Trans. On Power Electronics*, Vol. 23, No. 4, pp. 1620-1630, July 2008.
- [70] Vassilios G. Agelidis, Anastasios I. Balouktsis, and Mohamed S. A. Dahidah, "A Five-Level Symmetrically Defined Selective Harmonic Elimination PWM Strategy: Analysis and Experimental Validation", *IEEE Trans. On Power Electronics*, Vol. 23, No. 1, pp. 19-26, Jan. 2008.
- [71] R.N. Ray, D. Chatterjee, and S.K. Goswami, "Harmonics elimination in a multilevel inverter using the particle swarm optimisation technique", *Published in IET Power Electronics*, Vol. 2, Iss. 6, pp. 646-652, 2008.
- [72] Fanghua Zhang, and Yangguang Yan, "Selective Harmonic Elimination PWM Control Scheme on a Three-Phase Four-Leg Voltage Source Inverter", *IEEE Trans. On Power Electronics*, Vol. 24, No.7, pp.1682-1689, July 2009.
- [73] Wanmin Fei, Xinbo Ruan, and Bin Wu, "A Generalized Formulation of Quarter-Wave Symmetry SHE-PWM Problems for Multilevel Inverters", *IEEE Trans. On Power Electronics*, Vol. 24, No. 7, pp. 1758-1766, July 2009.
- [74] Wanmin Fei, Xiaoli Du, and Bin Wu, "A Generalized Half-Wave Symmetry SHE-PWM Formulation for Multilevel Voltage Inverters", *IEEE Trans. On Industrial Electronics*, Vol. 57, No. 9, pp. 3030-3038, Sept. 2010.
- [75] H. Taghizadeh and M. Tarafdar Hagh, "Harmonic Elimination of Cascade Multilevel Inverters with Nonequal DC Sources Using Particle Swarm Optimization", *IEEE Trans. On Industrial Electronics*, Vol. 57, No. 11, pp. 3678-3684, Nov. 2010.
- [76] Mohamed S. A. Dahidah, Georgios Konstantinou, and Vassilios G. Agelidis, "SHE-PWM and Optimized DC Voltage Levels for Cascaded Multilevel Inverters Control", *IEEE Symposium On Industrial Electronics And Applications (ISIEA 2010)*, pp. 143-148, Oct 2010.
- [77] Sridhar R. Pulikanti, Mohamed S. A. Dahidah, and Vassilios G. Agelidis, "Voltage Balancing Control of Three-Level Active NPC Converter Using SHE-PWM", *IEEE Trans. On Power Delivery*, Vol. 26, No. 1, pp. 258-267, Jan. 2011.
- [78] Sridhar R. Pulikanti, and Vassilios G. Agelidis, "Hybrid Flying-Capacitor-Based Active-Neutral-Point-Clamped Five-Level Converter Operated With SHE-PWM", *IEEE Trans. On Industrial Electronics*, Vol. 58, No. 10, pp. 4643-4653, Oct. 2011.
- [79] José Rodríguez, Luis Morán, Pablo Correa, and Cesar Silva, "A Vector Control Technique for Medium-Voltage Multilevel Inverters", *IEEE Trans. On Industrial Electronics*, Vol. 49, No. 4, pp. 882-888, Aug. 2002.
- [80] Anandarup D. K. Sivakumar, Rijil Ramchand, Chintan Patel, and K. Gopakumar, "A High Resolution Pulse Width Modulation Technique Using Concentric Multilevel Dodecagonal Voltage Space Vector Structures", *IEEE International Symposium on Industrial Electronics (ISIE 2009)*, pp. 477-482, July 2009.



**P.Kiruthika** was born in Coimbatore District, Tamilnadu, India. She received his B.E degree in Electrical and Electronics Engineering in 2013 from Sri Ramakrishna Institute of Technology Coimbatore District. At present, she pursuing his M.E degree in Power Electronics and drives from K.S.Rangasamy college of Technology- Tiruchengode, Namakkal District. Her current research interests involved in Multi-level Inverters, and Renewable Energy System.



**Dr.K.Ramani** was born in Vedaranyam Nagapattinam District. He is Under Graduated in 2004 from Bharathiar University, Coimbatore and Post Graduated in 2006 at Anna University, Chennai-25. He is awarded Ph.D degree in 2012 from Anna University, Chennai-25. He is currently working as a Associate Professor in the department of EEE at K.S.Rangasamy College of Technology, Tiruchengode from January 2006 onwards.

He has published 58 International/National Conferences, Journals. His research interest involves in power electronics, multilevel inverters, modeling of induction motor and optimization techniques. He is Editor in chief, Journal of Asian Scientific research and International and Journal of Advances in Engineering and Technology (USA). He is reviewers in IEEE Transaction of Industrial Electronics, International Review of Electrical Engineering, International Journal of the Physical Sciences and various IEEE international conferences. He obtained best teacher award in KSRCT in the academic year 2011-12. Also he obtained *Career Award for Young Teachers* from AICTE, New Delhi (F.No.11.8/AICTE/RIFD/ CAYT/POL-1/2013-14). He is life member of ISTE, IETE and MIEEE.