

Performance Analysis of CATR Reflector with Super Hybrid Modulated Segmented Exponential Serrated Edges

T. Venkata Rama Krishna, P. Siddaiah, and B. Prabhakara Rao

Abstract—This paper presented a theoretical and numerical investigation of the Compact Antenna Test Range (CATR) equipped with Super Hybrid Modulated Segmented Exponential Serrations (SHMSES). The investigation was based on diffraction theory and, more specifically, the Fresnel diffraction formulation. The CATR provides uniform illumination within the Fresnel region to test antenna. Application of serrated edges has been shown to be a good method to control diffraction at the edges of the reflectors. However, in order to get some insight into the positive effect of serrated edges a less rigorous analysis technique known as Physical Optics (PO) may be used. Ripple free and enhanced quiet zone width are observed for specific values of width and height modulation factors per serrations. The performance of SHMSE serrated reflector is evaluated in order to observe the effects of edge diffraction on the test zone fields.

Keywords—Fresnel Region, Quiet Zone, Physical Optics, Ripples, Serrations.

I. INTRODUCTION

THE Compact Range techniques exploit the plane wave nature of the electromagnetic field in the vicinity of a ray collimating device to simulate a far field environment.

If your paper is intended for a *conference*, please contact your conference editor concerning acceptable word processor formats for your particular conference. According to Geometrical Optics (GO) theory, a singly or doubly curved parabolic reflector can be used to convert the diverging rays emanating from a cylindrical or spherical radiating source to a uniform plane wave which propagates in a direction parallel to the reflector axis. This wave is not strictly uniform or planar since the GO model is exact only in the limit that the reflector is infinite in extent and the wavelength of radiation is zero. When computing the near field of reflectors employed at microwave frequencies, edge diffraction effects must be

included in the analysis. A very strong diffracted field emanates from the terminating edge. The diffracted signal interferes with the plane wave and causes amplitude and phase variations of the field that illuminates the test antenna. This diffracted field is one of the major contributions that limits the use of the compact antenna test ranges.

II. METHODOLOGY

The analysis of the Fresnel field of a square aperture with super hybrid segmented serrations using the method of physical optics (PO). In this paper four different shapes of serrations are used in four sides. This analysis is so general that it can be applied to any serration geometry. This paper presents a gist of the analysis of super hybrid segmented geometry shown in Fig. 1. The Fresnel diffraction formula which gives the x-polarized field over an arbitrary plane ($z = \text{constant}$) in the Fresnel region is [4]

$$E_x(x, y, z) = -\frac{jk}{2\pi z} e^{-jkz} \int_{-\infty}^{\infty} \int_{-\infty}^{\infty} E_{ax}(x', y') e^{jk\left\{\left(x'-x\right)^2 + \left(y'-y\right)^2\right\}/2z} dx' dy' \quad (1)$$

It will be a laborious task to find an analytical expression in a closed form for the Fresnel diffraction pattern of an aperture with these serrated edges. Hence, recourse is taken to decompose the aperture area S into three parts S_1 , S_2 and S_3 , such that $S = S_1 + S_2 + S_3$ (Fig. 2). A quasi-analytical expression can now be derived for the Fresnel field [1]-[10]. The super hybrid modulated segmented exponential serrations described by the boundary functions $h^+(x')$ and $g^+(y')$ are expressed as Fourier series of width modulated exponential with rate of rise ' a_i '. The serrated edges are described by the functions $h^+(x')$, $h^-(x')$, and $g^+(y')$ and $g^-(y')$ and $E_{ax}(x', y') = E_0$ for $(x', y') \in S$. Now, equation (1) can be rearranged as

$$E_x(x, y, z) = \frac{-jE_0}{2} e^{-jkz} (I_1 + I_2 + I_3)$$

where

$$I_1 = \frac{k}{\pi z} \int_{-h_0/2}^{h_0/2} e^{jk(y'-y)^2/2z} dy' \int_{g^-(y')}^{g^+(y')} e^{jk(x'-x)^2/2z} dx'$$

T. Venkata Rama Krishna is with the KL College of Engineering, He is now with the Department of Electronics and Communication Engineering, Vaddeswaram, Guntur, AP, India (phone: 91-863-6530546; e-mail: tottempudi_rk@yahoo.com).

P. Siddaiah is with the KL College of Engineering, He is now with the Department of Electronics and Communication Engineering, Vaddeswaram, GUNTUR, AP, India (phone: 91-863-2244775; e-mail: siddaiah_p@yahoo.com).

B. Prabhakara Rao is with the JNT University, College of Engineering. He is now with the Department of Electronics and Communication Engineering, Kakinada, AP, India (phone: 91-9848451465; e-mail: drbpr@rediffmail.com).

$$= \frac{k}{\pi z} [F(t_+) - F(t_-)] [F(s'_+) - F(s'_-)] \quad (2a)$$

$$I_2 = \frac{k}{\pi z} \int_{-w=-\frac{a_0}{2}}^{w=\frac{a_0}{2}} e^{jk(x'-x)^2/2z} dx' \int_{h^-(x')}^{h^+(x')} e^{jk(y'-y)^2/2z} dy' \\ = \frac{k}{\pi z} [F(s_+) - F(s_-)] [F(t'_+) - F(t'_-)] \quad (2b)$$

$$I_3 = \frac{k}{\pi z} \int_{-w=-\frac{a_0}{2}}^{w=\frac{a_0}{2}} e^{jk(x'-x)^2/2z} dx' \int_{-h=-\frac{b_0}{2}}^{h=\frac{b_0}{2}} e^{jk(y'-y)^2/2z} dy' \\ = \frac{k}{\pi z} [F(s_+) - F(s_-)] [F(t_+) - F(t_-)] \quad (2c)$$

$$t_{\pm} = \sqrt{\frac{k}{\pi z}} (\pm h - y), s'_+ = \sqrt{\frac{k}{\pi z}} (-g^-(y') - x)$$

$$s'_- = \sqrt{\frac{k}{\pi z}} (-g^+(y') - x)$$

$$s_{\pm} = \sqrt{\frac{k}{\pi z}} (\pm w - x), t'_+ = \sqrt{\frac{k}{\pi z}} (-h^-(x') - y)$$

$$\text{and } t'_- = \sqrt{\frac{k}{\pi z}} (-h^+(x') - y), F(s) = \int_0^s e^{-j\pi r^2/2} dr$$

= the complex form of the Fresnel integral

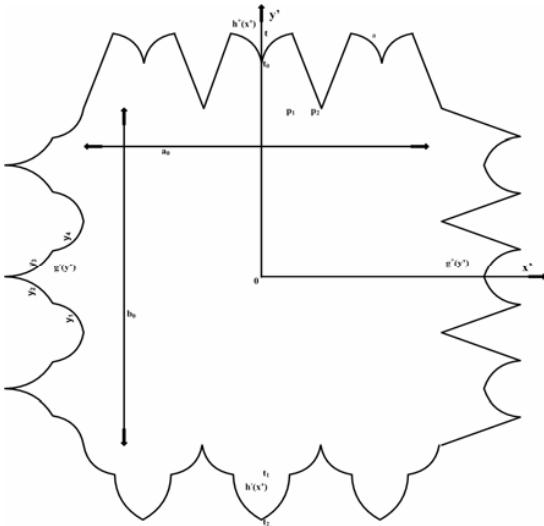


Fig. 1 SHMSE Serrated CATR

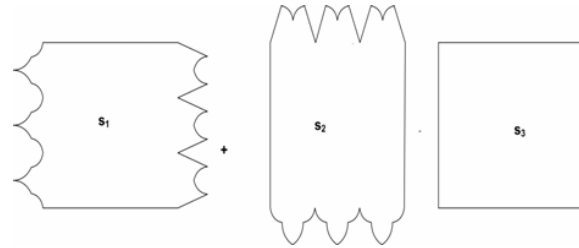


Fig. 2 Decomposition of Serrated Aperture

A) Fourier Series of Width & Height Modulated Identical Segmented Convex Serrations

The serrations described by the boundary functions $h^-(x')$ is expressed as a Fourier series of width and height modulated identical segmented convex function. The Fourier series expansion is $h^-(x')$ is given by

$$h^-(x') = C_{01} + \sum_{n=-\infty}^{\infty} C_{n1} e^{\frac{jn\omega}{T}t} \\ C_{01} = \frac{1}{T} \left[2t_1 p_1 + 2t_2 p_1 (1 - e^{-ap_1}) \right. \\ \left. + 2t_1 (p_2 - p_1) \left(1 - e^{-a(p_2 - p_1)} \right) \right] \\ C_{n1} = \frac{1}{T} \left[\frac{2t_1}{n\omega} e^{-a(p_2 - p_1)} (\sin(n\omega p_2) - \sin(n\omega p_1)) \right. \\ \left. + \frac{2t_1}{n\omega} \sin(n\omega p_2) + \frac{2t_2}{n\omega} \sin(n\omega p_1) (1 + e^{-ap_1}) \right. \\ \left. + \frac{2t_2 e^{-ap_1}}{a^2 + n^2 \omega^2} \left[a - e^{ap_1} (a \cos(n\omega p_1) - n\omega \sin(n\omega p_1)) \right] \right. \\ \left. + \frac{2t_2 e^{-ap_2}}{a^2 + n^2 \omega^2} \left[e^{ap_1} (a \cos(n\omega p_1) + n\omega \sin(n\omega p_1)) \right. \right. \\ \left. \left. - e^{ap_2} (a \cos(n\omega p_2) + n\omega \sin(n\omega p_2)) \right] \right]$$

B) Fourier Series of Width & Height Modulated Non-Identical Segmented Convex Serrations

The serrations described by the boundary functions $h^+(x')$ is expressed as a Fourier series of width & height modulated Non-identical segmented convex function. The Fourier series expansion of $h^+(x')$ is given by

$$h^+(x') = C_{02} + \sum_{n=-\infty}^{\infty} C_{n2} e^{\frac{jn\omega}{T}t}$$

$$C_{02} = \frac{1}{T} \left[2p_1(t_0 + t) + \frac{t}{a}(1 - e^{-ap_1}) + t(p_2 - p_1) \right]$$

$$C_{n2} = \frac{1}{T} \left[-\frac{2ta}{a^2 + n^2\omega^2} + \frac{2(t_0 + t)}{n\omega} \sin(n\omega p_1) \right. \\ \left. + \frac{2t_1}{(p_2 - p_1)} \left(\frac{p_1}{n\omega} \sin(n\omega p_1) + \frac{1}{n^2\omega^2} (\cos(n\omega p_1) - \cos(n\omega p_2)) - \frac{p_2}{n\omega} \sin(n\omega p_1) \right) \right. \\ \left. - \frac{p_2}{n\omega} \sin(n\omega p_1) \right] + \frac{2te^{-ap_1}}{a^2 + n^2\omega^2} (a \cos(n\omega p_1) - n\omega \sin(n\omega p_1))$$

C) Fourier Series of Width & Height Modulated Identical Segmented Concave Serrations

The serrations described by the boundary functions $g^-(y')$ is expressed as a Fourier series of width and height modulated identical segmented Concave function. The Fourier series expansion of $g^-(y')$ is given by

$$g^-(y') = C_{03} + \sum_{n=-\infty}^{\infty} C_{n3} e^{\frac{jn\omega}{T}t}$$

$$C_{03} = \frac{1}{T} \left[2t_1 p_1 + \frac{2t_2}{a}(1 - e^{-ap_1}) + \frac{2t_1 e^{ap_1}}{a} (e^{-ap_1} - e^{-ap_2}) \right]$$

$$C_{n3} = \frac{1}{T} \left\{ \frac{2t_1}{n\omega} \sin(n\omega p_1) + \frac{2t_2}{a^2 + n^2\omega^2} [a \right. \\ \left. - a e^{-p_1 a} (\cos(n\omega p_1) - n\omega \sin(n\omega p_1))] \right. \\ \left. + \frac{2t_1 e^{ap_1}}{a^2 + n^2\omega^2} [e^{-p_1 a} (a \cos(n\omega p_1)) - n\omega \sin(n\omega p_1) \right. \\ \left. - e^{-p_2 a} (a \cos(n\omega p_2)) - n\omega \sin(n\omega p_2)] \right\}$$

D) Fourier Series of Width & Height Modulated Non-Identical Segmented Concave Serrations

The serrations described by the boundary functions $g^+(y')$ is expressed as a Fourier series of width and height modulated Non-identical segmented concave function. The Fourier series expansion of $g^+(y')$ is given by

$$g^+(y') = C_{04} + \sum_{n=-\infty}^{\infty} C_{n4} e^{\frac{jn\omega}{T}t}$$

$$C_{04} = \frac{1}{T} \left[t(p_2 - p_1) + \frac{2t_0}{a} (e^{ap_1} - 1) \right]$$

$$C_{n4} = \frac{1}{T} \left[-\frac{2ta}{a^2 + n^2\omega^2} + \frac{2t_1}{(p_2 - p_1)} \left(\frac{p_1}{n\omega} \sin(n\omega p_1) \right. \right.$$

III. RESULTS AND DISCUSSION

The technique presented here is best suited to the analysis of serrated reflectors commonly employed in compact range systems for reduced edge diffraction. A square reflector of aperture dimensions $45\lambda \times 45\lambda$ is considered to be equipped with SHMSES equations in Tables III & IV have been used in conjunction with equations(2a-2c) to evaluate the Fresnel field at a transverse distance in wavelengths at a distance of $z=64\lambda$ from the reflector aperture plane over the line $y=0$, $0 < x < 45\lambda$. An integration step size of 0.25λ has been used. The Fresnel integral were simulated using Matlab7.2. The Fresnel field is computed for the different values of width and height modulation factors indicated in Tables I & II. The relative power in dB vs. transverse distance in wavelengths with the space constant $a_0=0.6$ for exponential serrations is presented for different cases in Figs. 3 to 5. This implies fewer ripples at the centre of the quiet zone which is indicative of better cancellation of diffraction effects.

TABLE I
HEIGHT MODULATION FACTOR FOR SHMSES

t	t_1/t	t_2/t
1λ	0.5	1

TABLE II
WIDTH MODULATION FACTORS FOR SHMSES

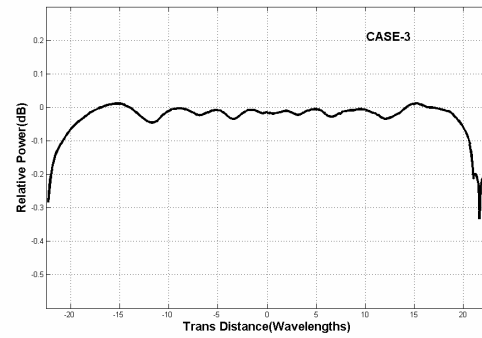
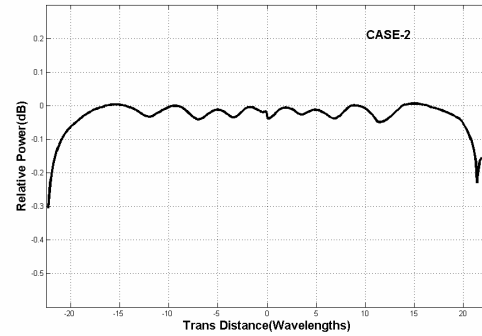
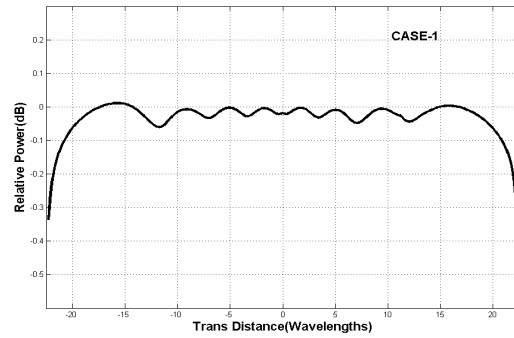
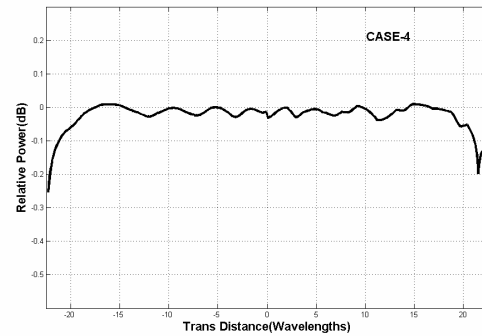
CASE	P	P_1/P	P_2/P	Number of Serrations
1	$(a_0/2)/112.5$	7.5	22.5	1
2	$(a_0/2)/56.25$	3.75	11.25	2
3	$(a_0/2)/37.50$	2.5	7.5	3
4	$(a_0/2)/28.125$	2.25	5.625	4
5	$(a_0/2)/22.50$	1.5	4.5	5
6	$(a_0/2)/18.75$	1.25	3.75	6
7	$(a_0/2)/16.07$	1.0714	3.2143	7
8	$(a_0/2)/14.0625$	0.938	2.8125	8
9	$(a_0/2)/12.50$	0.8333	2.5	9

TABLE III
 NON-IDENTICAL EXPONENTIAL SERRATION FUNCTIONS

Defining Equation	NON-IDENTICAL SEGMENTED CONCAVE	NON-IDENTICAL SEGMENTED CONVEX
	$f(x') = y_1 + y_2 + y_3 + y_4$	$f(x') = y_1 + y_2 + y_3 + y_4$
	$y_1 = \frac{t}{p_2 - p_1}(x' + p_2)$	$y_1 = \frac{t}{p_2 - p_1}(x' + p_2)$
	$-p_2 < x' < -p_1$	$-p_2 < x' < -p_1$
	$y_2 = t_0 e^{-ax'}$	$y_2 = t_0 + t(1 - e^{ax'})$
	$-p_1 < x' < 0$	$-p_1 < x' < 0$
	$y_3 = t_0 e^{ax'}$	$y_3 = t_0 + t(1 - e^{-ax'})$
	$0 < x' < p_1$	$0 < x' < p_1$
	$y_4 = \frac{t}{p_1 - p_2}(x' - p_2)$	$y_4 = \frac{t}{p_1 - p_2}(x' - p_2)$
	$p_1 < x' < p_2$	$p_1 < x' < p_2$
where	$t_0 = te^{-ap_1}$	where $t_0 = te^{-ap_1}$

 TABLE IV
 IDENTICAL EXPONENTIAL SERRATION FUNCTIONS

Defining Equation	IDENTICAL SEGMENTED CONCAVE	IDENTICAL SEGMENTED CONVEX
	$f(x') = y_1 + y_2 + y_3 + y_4$	$f(x') = y_1 + y_2 + y_3 + y_4$
	$y_1 = t_1 e^{a(x' + p_1)}$	$y_1 = t_1 e^{-a(p_2 - p_1)} + t_1 \left(1 - e^{-a(p_2 + x')}\right)$
	$-p_2 < x' < -p_1$	$-p_2 < x' < -p_1$
	$y_2 = t_2 e^{ax'} + t_1$	$y_2 = t_2 e^{-ap_1} + t_2 \left(1 - e^{-a(p_1 + x')}\right) + t_1$
	$-p_1 < x' < 0$	$-p_1 < x' < 0$
	$y_3 = t_2 e^{-ax'} + t_1$	$y_3 = t_2 e^{-ap_1} + t_2 \left(1 - e^{-a(p_1 - x')}\right) + t_1$
	$0 < x' < p_1$	$0 < x' < p_1$
	$y_4 = t_1 e^{-a(x' - p_1)}$	$y_4 = t_1 e^{-a(p_2 - p_1)} + t_1 \left(1 - e^{-a(p_2 - x')}\right)$
	$p_1 < x' < p_2$	$p_1 < x' < p_2$


 Fig. 3 Fresnel zone field for $45\lambda \times 45\lambda$ SHMSE serrated CATR for cases 1, 2, 3


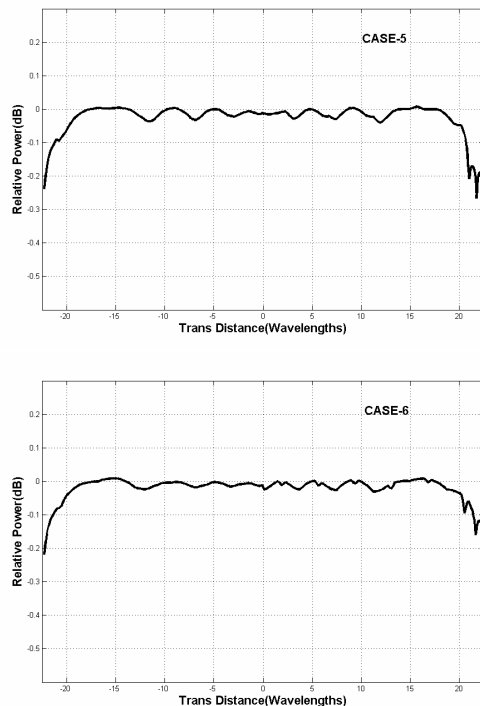


Fig. 4 Fresnel zone field for $45\lambda \times 45\lambda$ SHMSE serrated CATR for cases 4, 5, 6

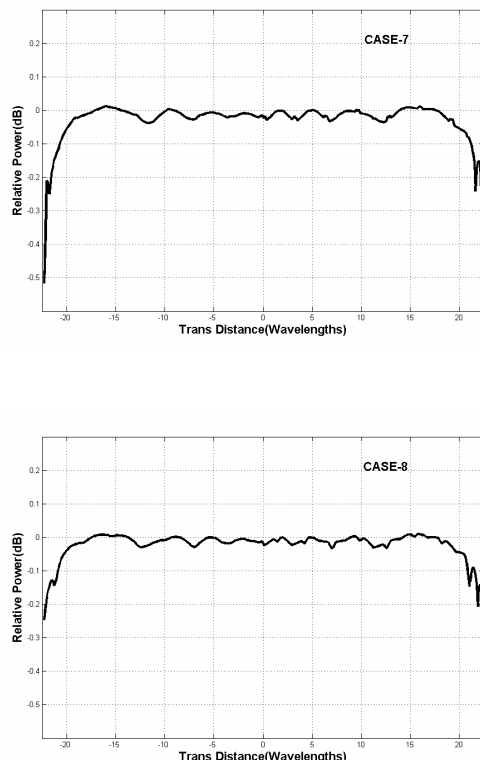


Fig. 5 Fresnel zone field for $45\lambda \times 45\lambda$ SHMSE serrated CATR for cases 7, 8, 9

IV. CONCLUSION

This paper presented a performance evaluation of the SHMSE serrated edge reflector with rectangular aperture for different values of width and height modulation factors. The quiet zone field of a $45\lambda \times 45\lambda$ is assessed for different cases as illustrated in Tables I & II. From the graphs, it is observed that less ripple and enhanced quiet zone width are observed in this super hybrid segmented exponential serrated CATR than identical serrated CATRs. Cases 3 & 5 give very superior performance than the remaining cases. It is concluded that, SHMSE serrated CATRs gives better performance.

ACKNOWLEDGMENT

The authors place on record their grateful thanks to the authorities of the K. L. College of Engineering, India and Jawaharlal Nehru Technological University, College of Engineering, Kakinada, India for providing the facilities.

REFERENCES

- [1] J S Hollis, T J Lyon and L Clayton, "Microwave Antenna Measurements," Scientific Atlanta, Inc, Atlanta, Georgia, USA, November 1985.
- [2] Gary E Evans, "Antenna Measurements Techniques," Artech House, Inc., 1990.
- [3] Klaus D Mielenz, "Algorithms for Fresnel Diffraction at Rectangular and Circular Apertures," Journal of Research of the National Institute of Standards and Technology, Vol 103, Number 5, September- October 1998, pp. 497-509.
- [4] P.A Beeckman, "Prediction of the Fresnel region field of a Compact Antenna Test Range with serrated edges," IEE proceeding, Vol 133, pt H, No.2, April 1986, pp.108-114.
- [5] The-Hong Lee, Walter D. Burnside, "Performance Trade-Off between Serrated Edge and Blended Rolled Edge Compact Range Reflector," IEEE Transactions on Antennas and Propagation, Vol 44, No 1, Jan 1996, pp. 87-96.
- [6] T. Venkata Rama Krishna, P. Siddaiah, B. Prabhakar Rao, "Viability of Convex Modulated Exponential Serrations for Improved Performance CATRs," Progress In Electromagnetics Research Symposium 2007, Beijing, China, March 26-30, pp. 2221-2224.
- [7] Gander, W. and W. Gautschi, "Adaptive Quadrature - Revisited", BIT, Vol. 40, 2000, pp. 84-101.
- [8] Joseph W. Goodman, "Introduction to Fourier Optics", Second Edition, McGraw-Hill Companies, Inc, 1988.
- [9] M. Born and E. Wolf, "Principles of Optics", 4th ed., Pergamon Press, Oxford, 1970.

- [10] T. Venkata Rama Krishna, P. Siddaiah, B. Prabhakar Rao, "Antenna measurements: A comparison of Triangular On-Off serrated CATR, Trapezoidal On-Off serrated CATR techniques," WCSN 2006, IIIT, Allahabad, December 17-17, 2006, pp.345-351.

T. Venkata Rama Krishna was on August 12, 1972. He received B. Tech from Nagrajuna University, in 1997 and M.E from PSG College of Technology, in 2000, respectively, all in Electronics and Communication Engineering. He joined the KL college of Engineering, Vaddeswaram, Guntur, India in 2000, and become an Assistant Professor in Department of Electronics and Communication Engineering. His current research interests include Antenna Measurement Techniques applied to Compact Antenna Test Ranges, Communication Systems.

He has published several papers in National and International Journals and presented papers at National/International conferences. He is the Life Member of IETE and ISTE.

P.Siddaiah was on June 24, 1965. He received B. Tech from JNT University, Ananthpur, in 1988 and M. Tech from SV University, in 1992 respectively, all in Electronics and Communication Engineering. JNTU, Hyderabad has conferred PhD Degree on P. Siddaiah for his work in the area of Compact Antenna Test Ranges in 2003. He joined the KL college of Engineering, Vaddeswaram, Guntur, India in 1989, and become a Professor and HOD in Department of Electronics and Communication Engineering. His current research interests include Antenna Measurement Techniques applied to Compact Antenna Test Ranges, Communication Systems and Signal Processing.

He has published several papers in National and International Journals and presented papers at National/International conferences. He is the Fellow of IETE He is the Life Member of IE and ISTE.

B. Prabhakara Rao was on August 25, 1955. He received B. Tech and M. Tech from SV University, Tirupati, respectively, all in Electronics and Communication Engineering. IISc, Bangalore has conferred PhD Degree on B. Prabhakara Rao for his work in the area of Digital Image Processing. He started his career as lecturer at JNTU, Ananthpur. At present Mr. B. Prabhakara Rao is working as an Vice Principal in the JNTU, College of Engineering Kakinada, India .His current research interests include Antenna Measurement Techniques applied to Compact Antenna Test Ranges, Communication Systems and Signal Processing.

He has published several papers in National and International Journals and presented papers at National/International conferences. He is the Fellow of IETE and IE (India). He is the Life Member of ISTE.