

Design of Measurement Interface and System for Ion Sensors

Jung-Chuan Chou, and Chang-Chi Lee

Abstract—A measurement system was successfully fabricated to detect ion concentrations (hydrogen and chlorine) in this study. PIC18F4520, the microcontroller was used as the control unit in the measurement system. The measurement system was practically used to sense the H^+ and Cl^- in different examples, and the pH and pCl values were exhibited on real-time LCD display promptly. In the study, the measurement method is used to judge whether the response voltage is stable. The change quantity is smaller than 0.01%, that the present response voltage compares with next response voltage for H^+ measurement, and the above condition is established only 6 sec. Besides, the change quantity is smaller than 0.01%, that the present response voltage compares with next response voltage for Cl^- measurement, and the above condition is established only 5 sec. Furthermore, the average error quantities would also be considered, and they are 0.05 and 0.07 for measurements of pH and pCl values, respectively.

Keywords—Chlorine ion sensor, hydrogen ion sensor, microcontroller, response voltage.

I. INTRODUCTION

THE extended gate field effect transistor (EGFET), was proposed by Spiegel et al. in 1983 [1]. In this study, the EGFET is improved to become separative extended gate field effect transistor (SEGFET), which such a sensor has many advantages such as simple, low cost, disposable, etc. Unfortunately, it is scanty the convenient system was designed to collect the signal of SEGFET. For this reason, we designed the measurement system as the readout device of ion sensors.

The hydrogen ion is the basic measurement sensor [2-5], any ion sensor even enzyme sensor can be developed from hydrogen ion sensor. Hence, the development of hydrogen ion sensor is very important for biosensor field. Another significant ion, chlorine ion is excellent oxidant, because it is always used as disinfectant and cleanser. Moreover, whether chlorine ion in human body is excess or scantiness, the body will be uncomfortable, such as excessive perspiration, addison's diseasey, respiratory acidosis, acute renal failure, diabetes

mellitus, etc. Therefore, detective technique of chlorine ion will be expected for people.

Microcontroller has been widely studied in industry, such as automatic controllability, electronic products, artificial neural network (ANN) model, etc [6-12]. The microcontroller usually has operation unit, control, memory, input/output (I/O) on single chip. In recent years, the many ion measurement systems are developed to use microcontroller [13-18]. Hence, the microcontroller, PIC18F4520, was used as the control unit in the measurement system of ion sensor in this study. Because this microcontroller has excellent abilities such as the compatibility with RS232, USB, wireless and operation of mathematics, etc, so it was chosen in this research for ion measurement system.

II. EXPERIMENTAL

In this study, the chlorine ion and hydrogen ion sensor were fabricated by SEGFET, whose fabricating process as mention from previous studies [19, 20].

A. Materials

The PIC18F4520 and MPLAB ICD2 in-circuit debugging were obtained from Microchip Technology Incorporated (USA). Among them, MPLAB ICD2 was used to debug program codes for simulation of target microcontroller, and it can be used to write program. In addition, the developing software (MPLAB IDE v8.10 and MPLAB C Compiler for PIC18 MCUs) was downloaded from official website of Microchip Technology Incorporated.

B. System

Fig. 1 shows the block diagram of measurement system, the sensing structure was composed of chlorine ion sensor, hydrogen ion sensor and Ag/AgCl reference electrode. When the sensors were immersed in test solution by user, the response voltages were obtained from chlorine ion and hydrogen ion sensors, respectively. Afterwards, the response voltages could be read to readout circuit system that was composed of readout circuit, and instrument amplifier, AD620, whose gain is 5.94. Then readout voltage could be sent to analog/digital (A/D) converter of microcontroller, and the signals will be changed to pH and pCl values, respectively. Finally, the pH and pCl values can be displayed on LCD.

Jung-Chuan Chou is with the Graduate School of Electronic Engineering, National Yunlin University of Science and Technology, 123, Sec.3, University Rd. Douliou, Yunlin, Taiwan (R.O.C.) 64002. (corresponding author to provide phone: 8865-534-2601 ext. 2101; fax: 8865-532-1719; e-mail: choujc@yuntech.edu.tw).

Chang-Chi Lee is with the Graduate School of Optoelectronics, National Yunlin University of Science and Technology, 123, Sec.3, University Rd. Douliou, Yunlin, Taiwan (R.O.C.) 64002. (e-mail: g9618711@yuntech.edu.tw).

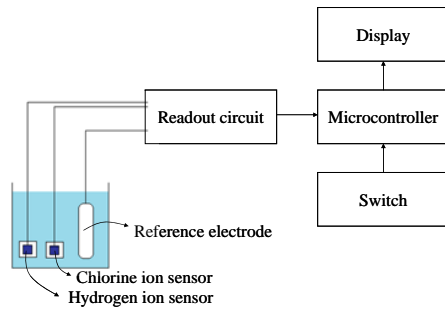


Fig. 1 Block diagram of measurement system

C. Software

The program was set as follows: First, setting LCD, ADC, interrupt. Moreover, the thirty-two data were obtained from A/D converter, and the data will be averaged. Then the response voltages of definition will be obtained by pH1, pH7, pH11, pCl0 and pCl4, respectively. And the pH and pCl values were calculated from above parameters. Finally, digital code was obtained from A/D converter, and the pH values were calculated from voltages of measurement and were displayed on LCD.

III. RESULTS AND DISCUSSION

A. Method of calculation for pH and pCl

The response voltages will be obtained by pH1, pH7, pH11, pCl0 and pCl4, respectively. The concentration of test solution will be calculated by above definitive values, that the equations (1), (2) and (3) are shown as follows:

From pH1 to pH7:

$$\text{variable quantity}(V/pH) = \Delta_{pH1 \rightarrow pH7} = \frac{V_{pH1} - V_{pH7}}{pH1 - pH7} \quad (1)$$

From pH7 to pH11:

$$\text{variable quantity}(V/pH) = \Delta_{pH7 \rightarrow pH11} = \frac{V_{pH7} - V_{pH11}}{pH7 - pH11} \quad (2)$$

From pCl0 to pCl4:

$$\text{variable quantity}(V/pCl) = \Delta_{pCl0 \rightarrow pCl4} = \frac{V_{pCl0} - V_{pCl4}}{pCl0 - pCl4} \quad (3)$$

The sensor will be adjusted by definitive value. In addition, the pH and pCl values can be calculated from above variable quantity as following:

If $V_{out} > V_{pH7}$:

$$pH \text{ value} = 7 - \frac{V_{test \text{ solution}} - V_{pH7}}{\Delta_{pH1 \rightarrow pH7}} \quad (4)$$

If $V_{out} < V_{pH7}$:

$$pH \text{ value} = 7 + \frac{V_{pH7} - V_{test \text{ solution}}}{\Delta_{pH7 \rightarrow pH11}} \quad (5)$$

And

$$pCl \text{ value} = \frac{V_{pCl0} - V_{test \text{ solution}}}{\Delta_{pCl0 \rightarrow pCl4}} \quad (6)$$

B. Hydrogen ion measurement

The measurement system automatically judges stable response voltage for detecting hydrogen ion. In Fig. 2, the hydrogen ion sensor hasn't immersed in pH solution before 20 sec (under ground), afterwards, the present response voltage compares with next response voltage as following: 21 to 22 sec is 0.08%, 22 to 23 sec is 0.05%, 23 to 24 sec is 0.03%, 24 to 25 sec is 0.02%, 25 to 26 sec is 0.005%, 26 to 27 sec is 0.002%, 27 to 28 sec is 0.002%, 28 to 29 sec is 0.003%, 29 to 30 sec is 0.001%, respectively. The change quantity of response voltage is decreased to 0.01% at 5 sec as above data, so the measurement system can confirmedly obtain response voltage at 5 sec. Besides, the hydrogen ion sensor is immersed in different pH solutions, the results are shown in Table I. The error quantities are between 0.03 and 0.08, and the average error quantity is 0.06, which has confirmed that the measurement system improves the accuracy comparing with previous research [20].

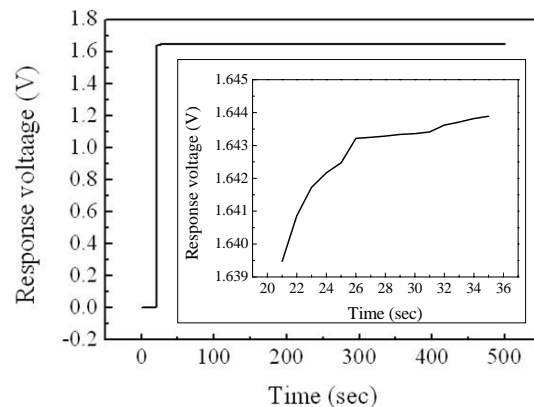


Fig. 2 Hydrogen ion sensor is measured from 0 to 500 sec in pH7 solution

TABLE I
HYDROGEN ION SENSOR IS MEASURED IN DIFFERENT pH SOLUTIONS

Standard solution(pH)	1	3	5	7	9	11
The first measurement(pH)	1.02	2.93	5.08	7.02	9.08	11.09
The second measurement(pH)	1.01	2.95	5.10	7.06	9.10	11.05
The third measurement(pH)	1.03	2.91	5.09	7.04	9.10	11.06
The fourth measurement(pH)	1.05	2.98	5.04	7.06	9.04	11.04
The fifth measurement(pH)	1.05	3.03	5.07	7.01	9.09	11.11
Average(pH)	1.03	2.96	5.08	7.04	9.08	11.07
Average error quantity (pH)	0.06					

C. Chlorine Ion Measurement

The measurement system automatically judges stable

response voltage for detecting chlorine ion. In Fig. 3, the chlorine ion sensor hasn't immersed under pCl solution before 20 sec (under ground), afterwards, the present response voltage compares with next response voltage as following: 21 to 22 sec is 1.12%, 22 to 23 sec is 0.05%, 23 to 24 sec is 0.06%, 24 to 25 sec is 0.03%, 25 to 26 sec is 0.02%, 26 to 27 sec is 0.006%, 27 to 28 sec is 0.008%, 28 to 29 sec is 0.005%, 29 to 30 sec is 0.004%, respectively. The change quantity of response voltage is decreased to 0.01% at 6 sec as above data, so the measurement system can confirmedly obtain response voltage at 6 sec. Besides, the chlorine ion sensor is immersed in different pCl solutions, the results are shown in Table II. The error quantities are between 0.03 and 0.07, and the average error quantity is 0.05, which confirm that the chlorine ion measurement system is excellent.

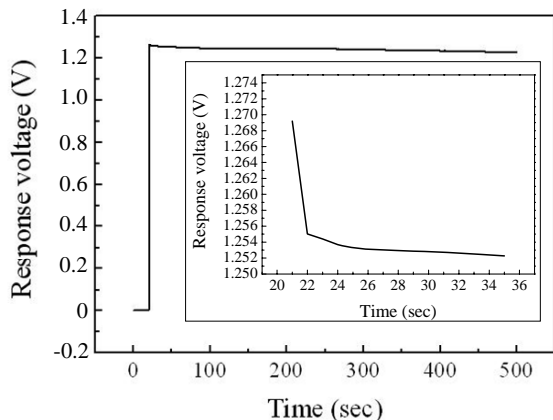


Fig. 3 Chlorine ion sensor is measured from 0 to 500 sec in pCl3 solution

TABLE II

CHLORINE ION SENSOR IS MEASURED IN DIFFERENT pCl SOLUTIONS

Standard solution(pCl)	0	1	2	3	4
The first measurement(pCl)	0.04	0.91	1.92	3.16	4.04
The second measurement(pCl)	0.00	1.08	2.00	3.14	4.00
The third measurement(pCl)	0.08	1.08	1.95	3.02	4.08
The fourth measurement(pCl)	0.03	1.02	2.02	3.08	4.01
The fifth measurement(pCl)	0.02	1.04	1.97	3.02	4.05
Average(pCl)	0.03	1.03	1.93	3.08	4.04
Average error quantity (pCl)	0.05				

IV. CONCLUSION

In this study, a measurement system for ion detection is finished, and the change quantity of response voltage is decreased to 0.01% at 5 sec for hydrogen ion measurement. Moreover, the change quantity of response voltage is decreased to 0.01% at 6 sec for chlorine ion measurement. In addition, when the pH and pCl are measured in different pH and pCl concentrations, the average error quantities are 0.06 and 0.05,

respectively. Therefore, the measurement system is excellent for ion measurement. Besides, the pH and pCl values were successfully displayed on LCD immediately.

ACKNOWLEDGMENT

This study is supported by National Science Council, The Republic of China, under the contract NSC 97-2221-E-224-058-MY3 and NSC 96-2628-E-224-008-MY3.

REFERENCES

- [1] J. V. der Spiegel, I. Lauks, P. Chan, and D. Babic, "The extended gate chemical sensitive field effect transistor as multi-species microprobe," *Sensors and Actuators B*, vol. 4, pp. 291-298, 1983.
- [2] L. T. Yin, J. C. Chou, W. Y. Chung, T. P. Sun, and S. K. Hsiung, "Separate structure extended gate H⁺-ion sensitive field effect transistor on a glass substrate," *Sensors and Actuators B*, vol. 71, pp. 106-111, 2000.
- [3] L. T. Yin, J. C. Chou, W. Y. Chung, T. P. Sun, and S. K. Hsiung, "Study on extended gate field effect transistor with tin oxide sensing membrane," *Materials Chemistry and Physics*, vol. 63, pp. 19-23, 2000.
- [4] L. T. Yin, J. C. Chou, W. Y. Chung, T. P. Sun, and S. K. Hsiung, "Study of indium tin oxide thin film for separate extended gate ISFET," *Materials Chemistry and Physics*, vol. 70, pp. 12-16, 2001.
- [5] C. W. Pan, J. C. Chou, T. P. Sun, and S. K. Hsiung, "Development of the real-time pH sensing system for array sensors," *Sensors and Actuators B*, vol. 108, pp. 870-876, 2005.
- [6] A. S. Abdul Rahman, M. M. Sim Yap, A. Y. Md. Shakaff, M. N. Ahmad, Z. Dahari, Z. Ismail, and M. S. Hitam, "A microcontroller-based taste sensing system for the verification of *Eurycoma longifolia*," *Sensors and Actuators B*, vol. 101, pp. 191-198, 2004.
- [7] H. D. Park, K. J. Lee, H. R. Yoon, and H. H. Nam, "Design of a portable urine glucose monitoring system for health care," *Computer in Biology and Medicine*, vol. 35, pp. 275-286, 2005.
- [8] C. M. Lin, "An 8-bits RISC microprocessor design for ISFET-based hand-held pH-meter signal process applications," *Master Thesis*, Institute of Electronic Engineering, Chung-Yuan Christian University, 2006.
- [9] I. Turkoglu, "Hardware implementation of varicap diode's ANN model using PIC microcontrollers," *Sensors and Actuators B*, vol. 138, pp. 288-293, 2007.
- [10] P. Y. Ts'eng, *Microprocessors fundamentals and applications using C language and PIC18 microcontrollers*, Wu-Nan Book Inc., Taiwan, pp. 1-32, 2007, ch. 1.
- [11] Microchip Technology Incorporation. <http://www.microchip.com>
- [12] The 18F4520 data sheet of Microchip Technology Incorporation.
- [13] J. S. Lee, H. J. Yoon, G. Cui, J. H. Shin, H. Nam, and G. S. Cha, "Hydrophilic polyurethane-coated chloride-selective electrodes," *United States Patent*, US 6350524B1, 2002.
- [14] R. Borgmann-Strahsen, "Comparative assessment of different biocides in swimming pool water," *International Biodeterioration & Biodegradation*, vol. 51, pp. 291-297, 2003.
- [15] X. Li, M. Ju, X. Li, "Chlorine ion sensor based on polyaniline film electrode," *Sensors and Actuators B*, vol. 97, pp. 144-147, 2004.
- [16] F. J. D. Campo, O. Ordeig, and F. J. Munoz, "Improved free chlorine amperometric sensor chip for drinking water applications," *Analytica Chimica Acta*, vol. 554, pp. 98-104, 2005.
- [17] F. Hahn, "Novel valve for automatic calibration of a chloride sensor for river monitoring," *Biosystems Engineering*, vol. 92, pp. 275-284, 2005.
- [18] J. C. Chou, C. W. Chen, and P. L. Chou, "Fabrication of ruthenium oxide thin film and response characteristic for hydrogen ion," *Proceedings for Annual Meeting of Physical Society of The Republic of China*, vol. 29, PB-23, p. 256, 2007.
- [19] P. L. Chou, "Fabrication of ion sensing device based on ruthenium oxide thin film and analysis for characteristics of sensing system," *Master thesis*, Graduate School of Optoelectronics, National Yunlin University of Science and Technology, 2007.
- [20] J. C. Chou, C. C. Lee, "Application of microcontroller based on portable measurement device for ion sensor," *2008 International Electron Devices & Materials Symposia*, Taichung, Taiwan, 4 page (disk), 2008.

Jung-Chuan Chou was born in Tainan, Taiwan, Republic of China, on July 13, 1954. He received the B.S. degree in physics from Kaohsiung Normal College, Kaohsiung, Taiwan, in 1976; the M.S. degree in applied physics from Chung Yuan Christian University, Chung-Li, Taiwan, in 1979; and the Ph.D degree in electronics from National Chiao Tung University, Hsinchu, Taiwan, in 1988. He taught at Chung Yuan Christian University from 1979 to 1991. Since 1991 he has worked as an associate professor in the Department of Electronic Engineering at the National Yunlin University of Science and Technology. From 1997 to 2002 he was Dean, office of Technology Cooperation at the National Yunlin University of Science and Technology. And since 2002, he has been Secretary-General at the National Yunlin University of Science and Technology. His research interests are in the areas of amorphous materials and devices, electrographic photoreceptor materials and devices, electronic materials and devices, sensor devices, and science education.

Chang-Chi Lee was born in Taipei, Taiwan, Republic of China, on June 26, 1985. He received the B.S. degree in the Department of Electro-Optics Engineering at the National Formosa University, Yunlin, Taiwan, in 2007. At the present, he is working toward the Master's degree in the Graduate School of Optoelectronics, National Yunlin University of Science and Technology, Yunlin, Taiwan. His research interests include ion sensor, application of microcontroller, and application of wireless.