

Promoting Complex Systems Learning through the use of Computer Modeling

Kamel Hashem and David Mioduser

Abstract—This paper describes part of a project about Learning-by-Modeling (LbM). Studying complex systems is increasingly important in teaching and learning many science domains. Many features of complex systems make it difficult for students to develop deep understanding. Previous research indicates that involvement with modeling scientific phenomena and complex systems can play a powerful role in science learning. Some researchers argue with this view indicating that models and modeling do not contribute to understanding complexity concepts, since these increases the cognitive load on students. This study will investigate the effect of different modes of involvement in exploring scientific phenomena using computer simulation tools, on students' mental model from the perspective of structure, behavior and function. Quantitative and qualitative methods are used to report about 121 freshmen students that engaged in participatory simulations about complex phenomena, showing emergent, self-organized and decentralized patterns. Results show that LbM plays a major role in students' concept formation about complexity concepts.

Keywords—Complexity, Educational technology, Learning by modeling, Mental models

I. INTRODUCTION

THE idea of complexity is increasingly becoming an integral part in learning natural and social sciences, where learning is understood to be more like practice of science [3]. Inquiry-based science, developing skills for systems thinking and adopting collaborative learning in science classes are all examples of that focus.

Students' perception when learning about complex systems is greatly aided by interactive simulations and models. Research indicates that learning through observation do not necessarily lead to strong intuitions or deep understanding of systems [16]. For example people observed bird flocks for thousands of years before anyone suggested that flocks are leader-less, and people participate in traffic jams without much understanding of what cause the jams, such phenomena may be regarded as complex systems. Observation and participation are not enough; people need a richer sense of involvement with systems in order to understand them [5], [6], [13], [17], [21]. Modeling can provide students with the power to understand and explore systems that were previously difficult to trace and predict their behavior, new techniques that help to learn important concepts on complex systems, to generate relevant questions, theories and hypothesis about phenomena, and to build and run models related to their theories [1], [8], [12], [18], [20].

Kamel Hashem is with the Department of Learning Sciences, School of Educational Sciences, Al-Quds University, Jerusalem, Palestine. (phone: 972-522-292996; fax: 972-265-64511; e-mail: hashemk@alquds.edu).

Prof. David Mioduser is with the Department of Education in Math Science and Technology, School of Education, Tel-Aviv University, Tel-Aviv, Israel. (e-mail: miodu@post.tau.ac.il).

Emergent complex phenomena are considered to be difficult to understand [10], [11], and in order to explain the students perception and understanding of such phenomena, a framework has been constructed (Fig. 1) based on the work of both Norman (1983) and Buckley et al. (2004), that plans the process of learning by involvement with phenomena under study, and through the use of computer models based on their active and dynamic cognitive entity that organizes their beliefs and thoughts beside their experience.

Despite the utilization of new learning approaches with models, students experience difficulties in learning concepts relevant to understanding complex systems currently taught in existing science courses – student thinking may be counter-intuitive or might conflict with the scientific models, and the learning ideas concerning emergence or stochastic processes are difficult because of difference with teleological beliefs, where students tend to think of systems having centralized control [4], [10], [11], [19], [20]. Hmelo-Silver and Pfeffer (2004) argue that the characteristics of complex systems make them difficult to understand, since they are comprised of multiple levels of organization that often depend on local interactions (the causes and effects are not obviously related); also it requires that students should construct a network of concepts and principles about the phenomena with complexity and their interrelationships [11], [15], [20]. Some researchers argue that modeling did not contribute a lot in understanding complexity since it increases the cognitive load on students (see [7]). This study focused on the effect of different modes of involvement in exploring scientific phenomena using computer modeling tools, on students' mental model from the perspective of the system structure, system behavior and function [9], [19]. It is part of a more comprehensive study pursuing the goals: (1) to study the role of modeling in the learning process of complexity and complex systems in the natural and artificial worlds; (2) to examine the contribution of different modes of involvement in the modeling process (e.g., observation and explanation, intervention and manipulation, programming and development) to the students' understanding of complexity; (3) to examine the effect of the level of complexity and properties (e.g., emergence, self-organized ...) of the systems being manipulated on the student's learning; and (4) to study the evolution in time of the students' mental models of complexity as a function of the different variables (e.g., modes of involvement; level of complexity) of the system under study.

II. METHOD

A. Subjects

Participants are 121 undergraduate students (ages ranging from 18 to 20 years old) from the science department at Al-Quds University in Jerusalem, divided into four groups by the

TABLE I
CATEGORIZATION OF CSMM ACROSS SBF CONCEPTS

Mental Model	Questions
Structure	Describe what you see in detail (number of agents, how do agents behave before they are part of the system, system environment)?
Function	Who/what initiates the formation of the system? Are there feedback loops within the system? Do they amplify or control the outcome? How do agents behave before they are part of the system? Is the same outcome will be achieved each time the system form? How would the system respond to environmental change, explain why?
Behavior	Is there movement of the agents within the system? How would you design such system/explain its behavior? Is there a difference between agents and system? What draws the system together?

kind of involvement in working with models: observation, exploration, manipulation, and model-development modes. All students attended a two hours introduction lesson to the NetLogo environment. The students were selected based on their scientific background, all have done the tawjehi (matriculation) exam as required by the ministry of education for the scientific track, and they are all studying first year compulsory science courses in the faculty of science.

B. Research instruments

- (1) The learning environment comprising two components:
 - NetLogo, a specialized program developed at Northwestern University for agent-based modeling and for learning and understanding complex systems [20].

- Tasks and activities in which students run NetLogo models and are requested to perform tasks with the models.
- (2) Data collection tools included:
 - Pre-test comprising general background and demographic information (e.g., major area, gender) and four questions dealing with complexity concepts such as emergence, self-organization and decentralization.
 - Structured observation and data forms.
 - Mental model worksheet focusing on students' complex-system-mental-model (CSMM), completed by the end of each activity.
 - Structured interview, focusing on students' SBF thinking and reasoning.

C. Procedure

The study was carried in four stages: (a) Pre-test, (b) Treatment in four different modes. Observation group: in 2 sessions of 90-minutes students were introduced to two models (two levels of complexity), requested to observe agents interactions, and to complete the CSMM worksheet. Exploration group: in 2 sessions of 90-minutes students were introduced to two models (two levels of complexity), were given an initial set of conditions for the system followed by a final set of conditions in which one or two parameters were changed (e.g., change in a variable-slider or a switch) while the others remained constant. After each model students were interviewed and requested to complete the worksheet. Manipulation group: in 2 sessions of 90-minutes students were introduced to two models (two levels of complexity) using NetLogo. They were asked about how the system would change if the system variables were altered, and even allowed to use NetLogo commands.

TABLE II
CATEGORIZATION OF CONCEPTS RELATED COMPLEX SYSTEMS MENTAL MODELS (CSMM)

Parameters	Clockwork component coding (reductive)	Complexity component coding (non-reductive)
System control 1. Who/what initiates the formation of the system?	Centralized Order/control come from outside.	Decentralized Agents' actions are independent of each other; they operate under the same rules.
Action effects 1. Are there feedback loops within the system? 2. Do they amplify or control the outcome?	Linear One thing leads to another, direct link between cause and effect.	Non-linear Positive feedback can exhibit exponential results. Effects are not straightforward functions of causes
Agents' action 1. How do agents behave before they are part of the system?	Predictable Agents' actions are predictable; there is no mention of randomness or chance in their action.	Random 1. Agents appear to act in random independent fashion. 2. Randomness allows for variability and variety within the system.
Underlying causes 1. Is the same outcome will be achieved each time the system form? 2. How would the system respond to environmental change, explain why?	End point is predictable (teleologic)	Probabilistic causes (stochastic) 1. The system organizes itself based on agents' interactions, the resulting structure is never certain. 2. The system maintains its coherence/structure.

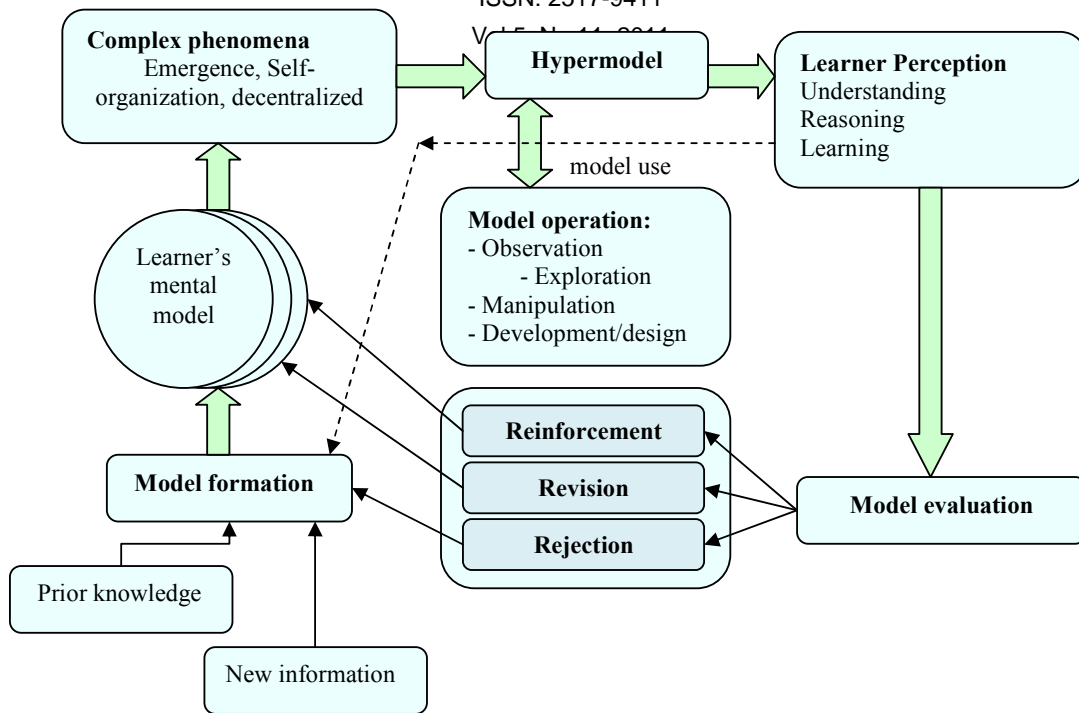


Fig. 1 Learning by Modeling Framework

The students then manipulated the system variables according to the interviewer’s questions, explained their observations of the system’s behavior and compared these with their initial predictions. After each model students completed the worksheet. Development and Design group: students were introduced to the Netlogo programming environment (48 hours), in order to have the ability to construct the learning models. After each model students were asked to complete the worksheet, (c) Interview after treatment: students were interviewed for their CSMM, all responses were audio taped and (d) Post-test: (same as pre-test).

D. Scoring

First coding scheme was based on the distinction between a system’s structure, behavior, and function (SBF) (see Table I). Structure refers to elements of a system and their configuration (e.g., agents, environment, and interaction between them); Behavior refers to how systems achieve their purpose through the interactions or of its agents and Function refers to the purpose of the agents in a given system. The second coding scheme was based on the categorization defined by Jacobson (2001), shown in Table II. Students’ answers were coded as non-reductive if these referred to a complexity-related matter (i.e. the whole is greater than the parts). Otherwise, if there was evidence of a stepwise approach to the explanation, the answer was coded as reductive (i.e. agents act in isolation). Jacobson (2001) refer to the reductive way of thinking as "deterministic and clockwork order".

III. RESULTS

A. Quantitative analysis

Student’s responses were coded in terms of the various types of component beliefs reflected in their answers, for the

pre-post test results showed an increase in students’ understanding of complexity concepts in all the four groups (observation, exploration, manipulation, and development and design) (see [8]).

As expected, students in the development and design group identified more concepts across the structure, function and behavior (SBF) framework than the other groups. A general log-linear analysis was conducted to examine the differences between the groups in their representation on structures, behaviors, and function, showing significant interaction between the modes of involvement and SBF concepts (χ^2 (df = 25) = 100.860, $p < 0.01$).

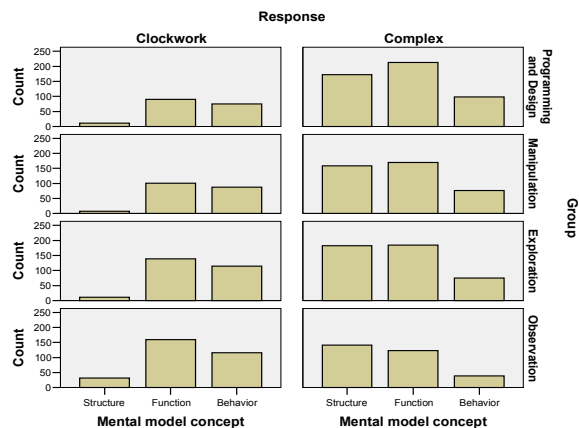


Fig. 2 Students’ responses on CSMM across SBF concepts with the different modes of involvement

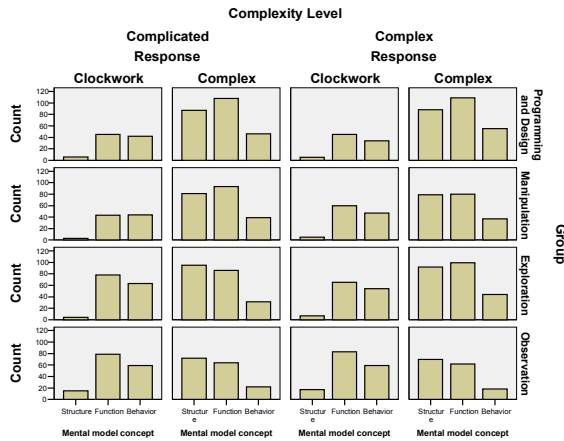


Fig. 3 Students' responses when perceiving systems with different complexity levels on CSMM across SBF concepts for the different modes of involvement

Table III and Fig. 2 present the frequencies and percentages of the students' responses on the CSMM across the SBF concepts for the four groups (observation, exploration, manipulation and design). A chi-square test was done to check these frequencies for significance; results show a significant relationship between the different modes of involvement and the CSMM across the SBF concepts as follows: (a) Students largely identified a target list of questions regarding structure in the complex system mental model (CSMM) (χ^2 (df = 3) = 28.588, $p < .01$), in examining the observed cell frequencies from Table III, it shows that that the manipulation group got the highest frequency (95%) in identifying the concepts regarding system, followed by the design group and the exploration group (94%) and finally the observation group (81%), (b) Students largely favor to choose the clockwork model when they were asked questions regarding system functioning (χ^2 (df = 3) = 47.151, $p < .01$), in examining the observed cell frequencies from Table III, the observation group showed the highest frequency (55%) in favoring the clockwork model, on the other hand the design group showed high response in choosing the complex model on system functioning (70%) followed by the manipulation group (61%) followed by the exploration group (56%) and finally the observation group (43%), and (c) Students largely favor to choose the clockwork model when they were asked questions regarding system behavior (χ^2 (df = 3) = 36.043, $p < .01$), in

examining the observed cell frequencies from Table III, the observation group showed the highest frequency (67%) in favoring the clockwork model followed by the exploration group (59%) followed by the manipulation group (54%) and finally the design group (40%), on the other hand the design group showed the highest response in choosing the complex model on system behavior (54%) followed by the manipulation group (45%) followed by the exploration group (37%) and finally the observation group (22%).

The awareness regarding complex system mental model (CSMM) that was mentioned in Table II, can be seen across the different mental concepts: structure, function and behavior (SBF) that was mentioned in Table I with different complexity levels in Table IV and Fig. 3, the different groups showed a significant interaction with the CSMM across the SBF concepts while interacting with models of different complexity levels. A general log-linear analysis was conducted using SPSS software to examine the differences between complexity levels (complicated and complex) and students perception on the CSMM across SBF concepts showing significant relationship (χ^2 (df = 25) = 68.769, $p < 0.01$) for complicated model and (χ^2 (df = 25) = 65.517, $p < 0.01$) for complex model.

Table IV and Fig. 3 present the frequencies and percentages of the students' responses on the CSMM across SBF concepts with different complexity levels for the four groups (observation, exploration, manipulation and design). A chi-square tests was done to check these frequencies for significance, results show a significant relationship between the different complexity levels and the different complexity concepts as follows:

- For the complicated model: (a) Students largely identified a target list of questions regarding structure in the model under study (χ^2 (df = 3) = 15.204, $p < .01$), in examining the observed cell frequencies from Table IV, it shows that that the manipulation group got the highest frequency (96.4%) in identifying the model structure, followed by the exploration group (96%) followed by the design group (93.5%) and finally the observation group (82.5%), (b) Students largely favor to choose the clockwork model when they were asked questions regarding system functioning (χ^2 (df = 3) = 28.331, $p < .01$), in examining the observed cell frequencies from Table IV, the observation group showed the highest frequency (55.2%)

TABLE III
STUDENTS' FREQUENCIES (FRQ) AND PERCENTAGES (%) ON THE CSMM ACROSS SBF CONCEPTS FOR THE DIFFERENT MODES OF INVOLVEMENT (** P<0.01)

Modes of Involvement	(N)	Structure ** Concept presence		Function **		Behavior **	
		No	Yes	Clockwork	Complex	Clockwork	Complex
		Frq (%)	Frq (%)	Frq (%)	Frq (%)	Frq (%)	Frq (%)
Observation	58	32 (18)	142 (81)	162 (55)	126 (43)	118 (67)	40 (22)
Exploration	66	11 (5)	187 (94)	143 (43)	185 (56)	117 (59)	75 (37)
Manipulation	56	8 (4)	160 (95)	103 (36)	173 (61)	91 (54)	76 (45)
Design	62	11 (5)	175 (94)	90 (29)	217 (70)	76 (40)	101 (54)

in favoring the clockwork model, on the other hand the design group showed high response in choosing the complex model on system functioning (70.6%) followed by the manipulation group (68.4%) followed by the exploration group (52.4%) and finally the observation group (44.8%), and (c) Students largely favor to choose the clockwork model when they were asked questions

manipulation group (57.1%) and finally the observation group (42.8%), and (c) Students largely favor to choose the clockwork model when they were asked questions regarding system behavior (χ^2 (df = 3) = 24.726, $p < .01$), in examining the observed cell frequencies from Table IV, the observation group showed the highest frequency (76.6%) in favoring the clockwork model followed by the

TABLE IV
STUDENTS' MENTAL CONCEPTS ACROSS SBF CONCEPTS FOR THE DIFFERENT MODES
OF INVOLVEMENT WITH DIFFERENT LEVELS OF COMPLEXITY (* $P < 0.05$, ** $P < 0.01$)

Complexity Level	MM concept	Response	Group			
			Observation Frq (%)	Exploration Frq (%)	Manipulation Frq (%)	Design Frq (%)
Complicated	Structure ** concept presence	No	15 (17.2)	4 (4)	3 (3.6)	6 (6.5)
		Yes	72 (82.5)	95 (96)	81 (96.4)	87 (93.5)
	Function **	Clockwork	79 (55.2)	78 (47.6)	43 (31.6)	45 (29.4)
		Complex	64 (44.8)	86 (52.4)	93 (68.4)	108 (70.6)
	Behavior **	Clockwork	59 (72.8)	63 (67)	44 (53)	42 (47.7)
		Complex	22 (27.2)	31 (33)	39 (47)	46 (52.3)
Complex	Structure ** concept presence	No	17 (19.5)	7 (7.1)	5 (6)	5 (5.4)
		Yes	70 (80.5)	92 (92.9)	79 (94)	88 (94.6)
	Function**	Clockwork	83 (57.2)	65 (39.6)	60 (42.9)	45 (29.2)
		Complex	62 (42.8)	99 (60.4)	80 (57.1)	109 (70.8)
	Behavior**	Clockwork	59 (76.6)	54 (55.1)	47 (56)	34 (38.2)
		Complex	18 (23.4)	44 (44.9)	37 (44)	55 (61.8)

regarding system behavior (χ^2 (df = 3) = 14.718, $p < .01$), in examining the observed cell frequencies from Table IV, the observation group showed the highest frequency (72.8%) in favoring the clockwork model followed by the exploration group (67%) followed by the manipulation group (53%) and finally the design group (47.7%), on the other hand the design group showed the highest response in choosing the complex model on system behavior (52.3%) followed by the manipulation group (47%) followed by the exploration group (33%) and finally the observation group (27.2%).

- For the complex model: (a) Students largely identified a target list of questions regarding structure in the model under study (χ^2 (df = 3) = 14.120, $p < .01$), in examining the observed cell frequencies from Table IV, it shows that that the design group got the highest frequency (94.6%) in identifying the model structure, followed by the manipulation group (94%) followed by the exploration group (92.9%) and finally the observation group (80.5%), (b) Students largely favor to choose the clockwork model when they were asked questions regarding system functioning (χ^2 (df = 3) = 24.577, $p < .01$), in examining the observed cell frequencies from Table IV, the observation group showed the highest frequency (57.2%) in favoring the clockwork model, on the other hand the design group showed high response in choosing the complex model on system functioning (70.8%) followed by the exploration group (60.4%) followed by the

manipulation group (56%) followed by the exploration group (55.1%) and finally the design group (38.2%), on the other hand the design group showed the highest response in choosing the complex model on system behavior (61.8%) followed by the exploration group (44.9%) followed by the manipulation group (44%) and finally the observation group (23.4%).

B. Qualitative analysis

An examination of students' responses indicated additional qualitative differences between the different modes of involvement. The programming and design group provided more elaborate responses as well as demonstrating more understanding across the SBF concepts followed by the manipulation group followed by the exploration group and finally the observation group, this was evident in their answers. All the groups have identified the various system structures, but on the behavioral and functional level the programming and design group have discussed in more details. For example, in a description for the traffic jam model, one of the students in the design group said:

....The system consists of a number of cars that are driving in different velocities along the street.... The traffic jam occurs when we have an increase in the number of cars, specially the number of the private ones, and there is a feed back loop since the movement of each car is affected by the car in the front and in back.... The system draws together because of the restricted movement for the cars and all behavior looks semi-organized, where the elements of the

system work in consistent to perform the target objective....

In this example the student mentions the system structure consisting of (cars, street) and continues to discuss the function of the cars and how traffic jam occurs because of the number of cars (non-reductive), and the system achieve its purpose through the restricted interactions between the cars and all behavior looks semi-organized (non-reductive). A student from the observation group responded to the same instructions with the following:

..... The system consists of a group of cars and street all the cars are blue; only one is red.... one of the things that might impede the flow of traffic is the traffic lights or an accident.... No traces for feedback since the cars are going at same speed...

This student mentioned numerous structures (cars, street, and agents color), she describes the functionality of the system in a reductive way (no feedback loops, cars are going at same speed) and did not offer additional behavioral information. Integrated students responses were also evident in the interviews where students were asked about the traffic jam formation and how it occurs? For example in a response to this question one of the students in the observation group noted:

Student: "First of all you might have an accident in the road or the road is not good to let drivers pass in a regular way..."

Interviewer: "ok, suppose we have no accidents and the road is good, is there any chance to a have a traffic jam?"

Student: "Yes, let's say if we have a traffic light..."

In this answer, the student's response has been coded as 'reductive or clockwork' because it referred to a centralized control and deterministic single causality (i.e. the references to 'accidents, road is not good, and traffic light').

Once again, students in the design group include more structural, functional and behavioral non-reductive responses in their answers followed by the manipulation group followed by the exploration group and finally the observation group, most of the groups indicated high responses in identification of the various system structures for both complicated and complex systems.

IV. CONCLUSION

This article reports on a study about the interaction between modes of learning with computer modeling tool and the understanding of complexity concepts, there are many systems concepts that we never directly experience or that violate our intuitions and challenges of our cognitive and metacognitive resources. The implementation of such an instructional approach, breaking down complex systems into structural, behavioral and functional levels may aid learners in the process of making the implicit functions and behavior of a system explicit [9].

By introducing this new perspective (LbM) using computer modeling for learning complexity and emergent phenomena, science learning will be more motivational and truthful, more inclusive and accessible to the great majority of students, the use of the SBF framework allows effective reasoning about the structural, behavioral and functional roles within the

system under study, in addition, this study's results have clear implications for the design of learning environments that can support learning about complex systems, beside new ways of thinking (systems thinking and decentralized thinking), exploration of tools to think with, and construction of models linking between local causes and global behavior.

REFERENCES

- [1] Blikstein, P., and Wilensky, U. (2005). Less is more: agent-based simulation as a powerful learning tool in materials science. *Proceedings of the IV International Joint Conference on AAMAS*. Utrecht, Holland.
- [2] Buckley, C. B., Gobert, J., Kindfield, A., Horwitz, P., Tinker, R., Gerlits, B., et al. (2004). Model-Based Teaching and Learning with BioLogica: What do they learn? How do they learn? How do we know? *Journal of Science Education and Technology*, 13 (1), 23-41.
- [3] Chen, D., and Stroup, W. (1993). General system theory: Toward a conceptual framework for science and technology education for all. *Journal of Science Education and Technology*, 2 (3), 447-459.
- [4] Chi, M. T. (2005). Commonsense conceptions of emergent processes: why some misconceptions are robust? *The Journal of the Learning Sciences*, 14 (2), 161-199.
- [5] Gilbert, K. J., and Boulter, J. C. (Eds.). (2000). *Developing models in science education*. Dordrecht, Holland: Kluwer Academic Publishers.
- [6] Gobert, D. J., and Buckley, C. B. (2000). Introduction to model-based teaching and learning in science education. *International Journal of Science Education*, 22 (9), 891-894.
- [7] Gobert, J. (2003). Harnessing technology to support on-line model building and peer collaboration.
- [8] Hashem, K., and Mioduser, D. (2011). The Contribution of Learning by Modeling (LbM) to Students' Understanding of Complexity Concepts. *International Journal of e-Education, e-Business, e-Management and e-Learning (IJEEEE)*, 1 (2), 151-155.
- [9] Hmelo-Silver, C., and Pfeffer, M. G. (2004). Comparing expert and novice understanding of a complex system from the perspective of structures, behaviors, and functions. *Cognitive Science*, 28 (1), 127-138.
- [10] Jacobson, M. (2001). Problem solving, cognition, and complex systems: Differences between experts and novices. *Complexity*, 6 (3), 41-49.
- [11] Jacobson, M., and Wilensky, U. (2006). Complex systems in education: scientific and educational importance and implications for the learning sciences. *Journal of the Learning Sciences*, 15 (1), 11-34.
- [12] Levy, S., and Wilensky, U. (2005). An analysis of student patterns of exploration with NetLogo models embedded in the connected chemistry environment. *Proceedings of the annual meeting of the American Educational Research Association*. Montreal, CA.
- [13] Louca, L., and Constantinou, C. (2003). The use of computer-based microworlds for developing modeling skills in physical science: an example from light. *International Journal of Science Education*.
- [14] Norman, D. A. (1983). Some observations on mental models. In D. Gentner, & A. L. Stevens (Eds.), *Mental models*. Hillsdale, NJ: Erlbaum.
- [15] Resnick, M. (1994). *Changing the centralized mind*. Cambridge, MA: MIT press.
- [16] Resnick, M. (1996). Beyond the centralized mindset. *Journal of the Learning Sciences*, 5 (1), 1-22.
- [17] Resnick, M., and Wilensky, U. (1998). Diving into Complexity: Developing probabilistic decentralized thinking through role-playing activities. *Journal of Learning Sciences*, 7 (2), 153-172.
- [18] Stieff, M., and Wilensky, U. (2003). Connected chemistry-incorporating interactive simulations into the chemistry classroom. *Journal of Science Education and Technology*, 12 (3), 285-302.
- [19] Vattam, S. S., Goel, A. K., Rugaber, S., Hmelo-Silver, C. E., Jordan, R., Gray, S., et al. (2011). Understanding Complex Natural Systems by Articulating Structure-Behavior-Function models. *Educational Technology & Society*, 14 (1), 66-81.
- [20] Wilensky, U., and Resnick, M. (1999). Thinking in levels: A dynamic systems approach to making sense of the world. *Journal of Science Education and Technology*, 8 (1), 3-19.
- [21] Yehezkel, C., Ben-Ari, M., and Dreyfus, T. (2005). Computer architecture and mental models. *ACM*, 101-105.