

Negative Temperature Dependence of a Gravity - A Reality

Alexander L. Dmitriev and Sophia A. Bulgakova

Abstract—Temperature dependence of force of gravitation is one of the fundamental problems of physics. This problem has got special value in connection with that the general theory of relativity, supposing the weakest positive influence of a body temperature on its weight, actually rejects an opportunity of measurement of negative influence of temperature on gravity in laboratory conditions. Really, the recognition of negative temperature dependence of gravitation, for example, means basic impossibility of achievement of a singularity («a black hole») at a gravitational collapse. Laboratory experiments with exact weighing the heated up metal samples, indicating negative influence temperatures of bodies on their physical weight are described. Influence of mistakes of measurements is analyzed. Calculations of distribution of temperature in volume of the bar, agreed with experimental data of time dependence of weight of samples are executed. The physical substantiation of negative temperature dependence of weight of the bodies, based on correlation of acceleration at thermal movement of micro-particles of a body and its absolute temperature, are given.

Keywords—Gravitation, temperature, weight.

I. INTRODUCTION

BY the papers in the most authoritative scientific journals, the last experimental work dealing with research of temperature dependence on the force of gravitation was published in 1923 by Shaw and Davy in Phys. Rev. [1]. For the next 80 years interest to this theme had considerably fallen that was promoted much by the statement which had been made within the general theory of relativity regarding the smallest and practically not observable positive temperature dependence of physical weight of bodies. Meanwhile, a careful analysis of experimental data of Shaw and Davy shows that even those authors actually observed appreciable negative temperature dependence of force of gravitation [2].

At the beginning of the 21st century some works of the Russian and Chinese researchers showing rather strong negative influence of temperature on weight of bodies [3]-[6] became known. Nevertheless, the enormous reputation of the general theory of relativity till now sets barriers to the organization of experimental researches of temperature dependence of gravitation.

Actually, negative temperature dependence of force of gravitation directly contradicts the general theory of relativity and, in particular, puts under doubt a reality of achievement of

a singularity condition at a gravitational collapse; hence, it also forces to doubt some popular cosmological theories.

No matter how reasons of pure theorists were convincing, physics is primarily an experimental science and it is just experience that makes basis of adequate physical concepts.

The paper provides the results of recent laboratory experiments regarding studying the influence of temperature on physical weight of bodies and considers some simple phenomenological models allowing to prove the obtained experimental data.

II. TEMPERATURE «DEFECT OF WEIGHT»

The results of measurements of mass of thermo-isolated containers containing heated up metal elements in which temperature reduction of weight is regularly observed and which cannot be explained by the action of artifacts are submitted below.

A. Containers with Electric Heaters

In the first series of measurements a copper sample which is placed inside a three-layer container was heated up before weighing by means of an electric spiral. The design of such container (No 1) is shown in Fig. 1.

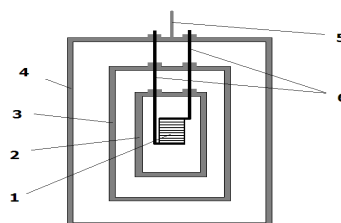


Fig. 1 The design of container No 1. 1 - a copper sample with a winding of an electric heater; 2,3 - cylinders from titan; 4 - cylinder from brass; 5 - a wire of suspension bracket of container; 6 - copper conductors

Use of container in form of three enclosed tight metal cylinders with thickness of walls of 1.0mm, two of which are made of titan - a material with low factor of heat conductivity, and the external cylinder - from brass, improves thermo-isolation properties of the container. The heated sample is a copper core 10mm in diameter, height of 15mm, weight of 10.3g which is wrapped up with a layer of mica and an incandescence filament - Nichrome wire 0.3mm in diameter.

Tightness of containers is provided by tight fit of cylinders covers and by «cold welding» of all elements of the joint, including electrodes of the heater. Weight of the collected

Alexander L. Dmitriev and Sophia A. Bulgakova are with the National Research University of Information Technologies, Mechanics and Optics, St. Petersburg, 49, Kronverksky Prospect, Russia (phone/fax: +7 812 3154071; e-mail: alex@dmitriyev.ru, lija84@mail.ru).

container is 128g, diameter of the external cylinder is 40mm, and height is 51mm. Time of heating of a copper sample is 60s, current in the circuit of the heater is 1.5A, and electric resistance of the heater is 6 Ohm. Under the specified conditions of the experiment the temperature of the external of a calibrated thermo-element.

After heating the container was weighed with laboratory scales of wall of the container was preliminarily measured by means XP2004S Precision trade mark by firm «Mettler-Toledo GmbH» under normal conditions of atmosphere in the working room (temperature of air is 24°C, humidity - 45%, pressure - 1000 hPa). Results of measurements of the current values of mass of the container and temperatures of its surface are given in Fig. 2. Here, there is also shown calculated according to temperature measurements change of weight of the container, caused by influence of air convection.

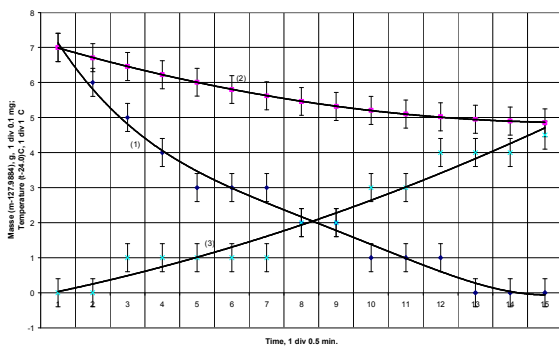


Fig. 2 1 - experimental time dependence of weight of container No 1; 2 - calculated dependence of weight of the container with account for influence of air temperature convection; 3 - change of temperature of surface of the external cylinder

The design of container No 2, with external cylinder made of steel, is shown in Fig. 3.

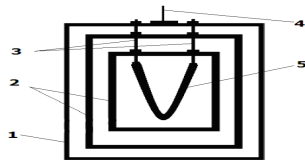


Fig. 3 The design of the container No 2. 1 - a cylinder made of steel, 2 - cylinder made of titan, 3 - copper electrodes, 4 - a suspension bracket, 5 - an electric spiral

Here as a heater, there is used a Nichrome spiral with weight of 540mg, suspended inside the small cylinder. The full weight of the container is 167g, thickness of walls of the external cylinder - 1.5mm, diameter - 40mm, height - 53mm; thickness of walls of internal cylinders from titan - 2.0mm. An electric heater with 10.5 Ohm resistance was connected to a power source (voltage 15 V, current 1.3 A) for 40min, and then the container was weighed. Results of measurements of mass of container No 2 and temperatures of the wall of the external cylinder are given in Fig. 4.

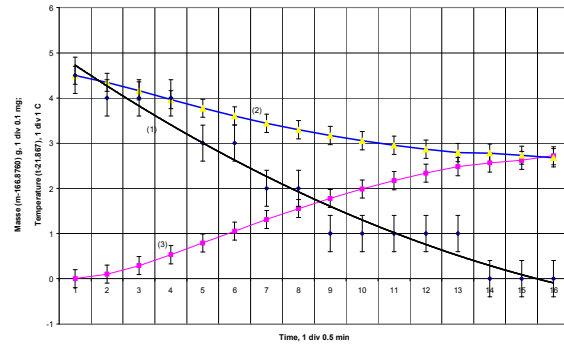


Fig. 4 1 - experimental time dependence of weight of container No 2; 2 - calculated dependence of weight of the container with account for the influence of temperature air convection; 3 - change of temperature of the surface of the external cylinder

B. A Container with a Chemical Heater

The design of container No 3, in which heating of a tight steel cylinder made of stainless steel was carried out by a chemical method, is shown in Fig. 5.

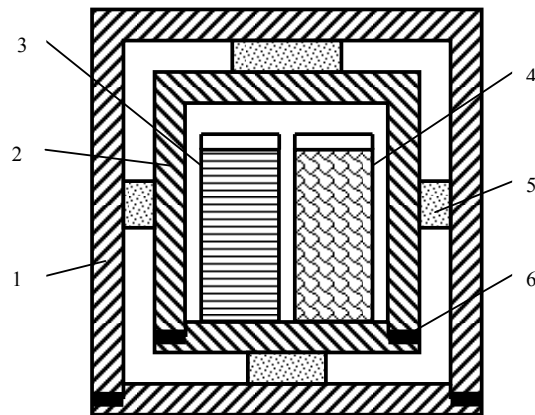


Fig. 5 The design of container No 3 with chemical heating of the internal cylinder 1 - the external cylinder; 2 - the internal cylinder; 3 - an open vessel with distilled water; 4 - an open vessel with crystals of NaOH; 5 - polyfoam; 6 - vacuum sealing

Diameter of the external brass-cylinder is 60mm, height - 62mm, thickness of walls - 3.5mm, weight - 475g; diameter of the internal cylinder - 45mm, height - 46mm, thickness of walls - 4.5mm, weight - 280g. In the condition specified in the figure the temperature of the internal cylinder is constant, the weight of completely equipped container is equal to 773.7651g.

Measurements of weight with a margin error readout of 0.1 mg were also carried out with laboratory scale of XP2004S mark at temperature of air in a working room equal to 19.8 °C, humidity - 31.8%, pressure - 1022hPa.

In the course of measurements the container was overturned, and then the current value of its weight was registered. In the overturned condition, inside the small cylinder, there is going a process of partial dissolution of crystals NaOH (masse of 5mg) in distilled water (masse of 6

mg) which is accompanied by heat release. The temperature of the mix in the first seconds of reaction grows by 10⁰C, and, as have been shown by special measurements, the average temperature of the internal temperature of the mix in the first seconds of reaction grows by 10⁰C, and, as have been shown by special measurements, the average temperature of the internal cylinder, owing to a heat transfer, is smoothly increased by 3-4⁰C within the first two-three minutes. A specific feature of the given experiment is that, first, the process of dissolution of crystals of alkali is not accompanied by release of gases and, due to reliable sealing of covers of containers, the release of air from small and big cylinders (and the corresponding handicap to weighing) is absent. Second, due to the big weight of the external cylinder, the temperature of its surface, owing to a heat transfer, increases during the first two minutes by no more than by 0.2⁰C. As a result, apparent reduction of weight of the container caused by air convection, which is determined by differences of temperatures of the surface of the container and the ambient air, in the first 2-3 minutes of measurements does not exceed 0.1mg. High durability of the external cylinder also practically excludes influence of its weak temperature deformations on change of buoyancy of the weighed container.

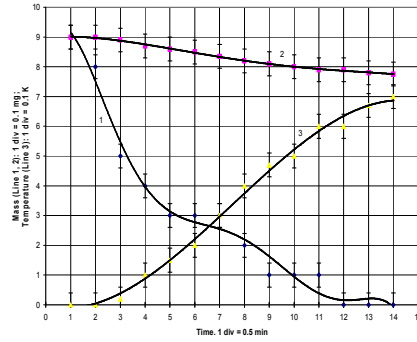


Fig. 6 1 - experimental time dependence of change of weight of container No 3 in the overturned position; 2 - calculated dependence of change of weight of the container with account for influence of temperature air convection; 3 - experimental dependence of temperature of the surface of the external cylinder

Fig. 6 shows experimental time dependences of weight of container No 3, temperatures of its surface, and the calculated value of weight caused by temperature convection of air close to the walls of the container. Obviously, the paths of curves 1 and 2 essentially differ, accompanied by a typical sharp fall of weight of the container during the first minutes of measurements.

C. Calculation of Influence of the Basic Artifacts

Let's estimate influence of temperature artifacts on the results of measurements of weights of samples [7].

TABLE I

CALCULATED TOTAL ($\Delta m_z = \Delta m_1 + \Delta m_2 + \Delta m_3$) AND EXPERIMENTAL (Δm) IS TEMPERATURE REDUCTION OF WEIGHTS OF CONTAINERS № 1-3

№	d, mm	h, mm	δ, mm	α · 10 ⁶ , K ⁻¹	ν	E · 10 ⁻¹⁰ , N/m ²	ΔT, K	Δm ₁ , mcg	Δm ₂ , mcg	Δm ₃ , mcg	Δm _z , mcg	Δm, mcg
1	40	51	1.5	18.9	0.36	9	1.4	6.0	< 100	107	< 213	440
2	40	53	1.3	11.9	0.30	20	1.0	2.8	< 80	86	< 169	225
3	60	62	3.5	18.9	0.36	9	0.22	2.6	< 290	54	< 346	640

Change Δm₁ of apparent weight of the container, caused by change of volume of the steel cylinder owing to thermal expansion of its material is equal to

$$\Delta m_1 = \frac{3\pi}{4} \rho d^2 h \alpha \Delta T \tag{1}$$

where ρ - density of air, α - factor of linear expansion of material of the cylinder, d - its diameter, h - height. Change Δm₂ of apparent weight of the container, caused by deformations of walls of the cylindrical vessel, owing to temperature change of air pressure ΔP within its volume, as it is possible to show on the basis of the theory of elasticity [8], is equal to:

$$\Delta m_2 = \frac{\pi \rho h d^3 \Delta P}{4 \delta E} + \frac{\pi \rho d^3}{16} \sqrt[3]{\frac{3(1-\nu)d\Delta P}{2\delta E}} \tag{2}$$

where δ - thickness of walls, E - the modulus of elasticity and ν - Poisson's ratio. The size ΔP is connected to change of temperature ΔT of air within the volume of the external cylinder ΔP = PΔT/T, where P - normal pressure of atmosphere and T - temperature of air in the cylinder. The given estimate is overestimated, as in the second addend of formula 2, describing deformation of face walls of a vessel, such walls are presented by thin membranes; actually, the deflection of end faces is less than it is supposed in conclusion 2.

The change Δm₃ of apparent weight of the container, caused by air convection due to difference ΔT of temperatures of surface of the external steel cylinder and temperatures of air in the closed box of analytical balance, will be estimated on the basis of [9] according to which

$$\frac{\Delta m_3}{Ad^{1/4}\Delta T^{3/4}} = 9.2 \cdot 10^{-7} \text{ gcm}^{-9/4} \text{ K}^{-3/4} \quad (3)$$

where the area of lateral surface of the cylinder is $A = \pi dh$.

In Table I the experimental and calculated values of change of weights of containers No 1-3, corresponding to the third minute of measurements are given. In the given calculations the density of air $\rho = 1.19 \text{ kg/m}^3$, $\Delta T = 3^0 \text{ K}$ (obviously overestimated value), $\Delta P = 1020 \text{ N/m}^2$.

Obviously, observable (registered) reduction of weights of containers essentially, with account for errors of measurements, exceeds calculated one.

III. PHENOMENOLOGICAL MODEL OF TEMPERATURE DEPENDENCE OF GRAVITY

A. General Provisions

Let's consider the gravitational analogy of the phenomenon of Faraday electromagnetic induction and Lenz rules - Fig. 7 [10], [11].

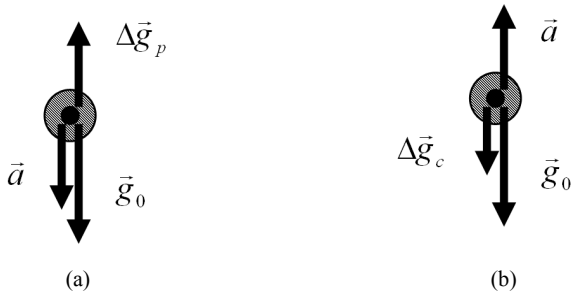


Fig. 7 Gravity analogy of the Faraday induction law and the Lenz rules

Proceeding from the principle of inertness of mechanical system, that is, its tendency to preserve the stable state, accelerated under action of external, for example, elastic force of movement of a test body downwards (Fig. 7 (a)) should cause an increment $\Delta \vec{g}_p$ of acceleration of the gravity applied to a body which is directed from the centre of the Earth. On the contrary, the accelerated movement of a trial body upwards (Fig. 7 (b)) is accompanied by increase of acceleration of the gravity applied to a body by value $\Delta \vec{g}_c$.

Values $\Delta \vec{g}_p$ and $\Delta \vec{g}_c$, generally speaking, can be different. Change of acceleration of the gravity acting on a body, moving with acceleration \vec{a} under influence of the elastic force, in the elementary (linear) approximation, is represented as

$$\Delta \vec{g}_{p,c} = -\frac{\vec{g}_0}{|\vec{g}_0|} (\vec{g}_0 \cdot \vec{a}) A_{p,c} \quad (4)$$

where symbols p, c mean passing (p) and a contrary (c), in relation to a direction of vector \vec{g}_0 of normal acceleration of a gravity, orientation of a vertical projection of vector \vec{a} of acceleration of external forces, and factors A_p and A_c characterize a degree of change of values $\Delta \vec{g}_{p,c}$. If the massive body (for example, a ball) under action of the external, electromagnetic in nature, elastic force makes harmonious oscillations along a vertical with frequency ω and amplitude b , the average for the period $\tau = 2\pi / \omega$ of fluctuations value $\Delta \vec{g}$ of change of acceleration of free falling (AFF) of such mechanical oscillator is equal to the sum of average changes of AFF in movement of a body passing and contrary to vector \vec{g}_0 ,

$$\Delta \vec{g} = \Delta \vec{g}_p + \Delta \vec{g}_c \quad (5)$$

and at constant $g_0 = |\vec{g}_0|$ it is equal

$$\Delta \vec{g} = -\frac{g_0 b \omega^2}{\pi} (A_p - A_c) \quad (6)$$

From (6), it follows that at $A_p > A_c$, the average acceleration of free falling of mechanical oscillator, for example, a rotor with a horizontal axis of rotation, is less than value g_0 of normal acceleration of the gravity force. The reduction, averaged on several series of the measurements of the apparent weight of a rotor with horizontal axis, was observed in experiment [12], by results of which for the material of a rotor (stainless steel) it is possible to approximately estimate the order of value of difference $(A_p - A_c) \approx 10^{-7} g_0^{-1}$.

The absolute values of factors A_p and A_c can be measured on the basis of the shock mechanical experiments accompanied by the high, above 10^5 ms^{-2} accelerations of interacting bodies. For steel samples the order of values A_p and A_c is approximately equal to $10^{-2} g_0^{-1}$ [13].

If to consider as the mentioned above trial body a microparticle of a solid body bound together by forces of interatomic interaction with other similar particles, formulas 1-3 allow to explain influence of temperature on acceleration of free falling (weight) of such body [4]. Thermal movement of microparticles of a solid body is accompanied by their significant accelerations, in so doing, the average value a_s of a projection of these accelerations on a vertical is proportional to average speed of chaotic movement of microparticles. In a classical approximation, at a body temperature higher than the

one of Debye-temperatures, the acceleration a_s is in direct ratio to a square root from an absolute body temperature T ,

$$a_s = C\sqrt{T} \tag{7}$$

where C - the factor dependent on physical properties of a material.

In one-dimensional approximation, we can consider a test body as a chain of microparticles bound by elastic forces, as shown in [3], [10],

$$C \propto \frac{v}{\sqrt{\rho}} \tag{8}$$

where v - speed of a longitudinal acoustic wave in a solid test body and ρ - its density.

Formally, having replaced in (6) the average for the period of fluctuations magnitude of acceleration $b\omega^2/\pi$ with average acceleration of particles a_s , we shall present the temperature dependence $P(T)$ of weight of a body as

$$P(T) = P_0(1 - B\sqrt{T}) \tag{9}$$

where m - weight of a body, $P_0 = mg_0$, $B = C(A_p - A_c)$.

In a small range of temperatures the linear dependence of changes ΔP of weight and ΔT of a body temperature is satisfied,

$$\Delta P = -P_0 B \frac{\Delta T}{2\sqrt{T}} \tag{10}$$

Negative temperature dependence of weight of non-magnetic metal samples at close to normal (300K) temperatures of bodies experimentally proves to be true, in so doing, the relative change of weight for a unit of temperature

$$\gamma = \frac{\Delta P}{P_0 \Delta T} = -\frac{B}{2\sqrt{T}} \tag{11}$$

is equal to several units $10^{-6} K^{-1}$ [4].

The typical increase of value γ along with reduction of density of a sample material is observed that is in agreement with (8) (see Table II). (We should note that outside the limits of considered classical approximation, for example, at close to zero absolute temperatures of bodies, formulas 7-8 are not satisfied).

The magnitude of factor B for the mentioned above materials is within the limits of $(1.5 \div 2.4) \cdot 10^{-4} K^{-1/2}$.

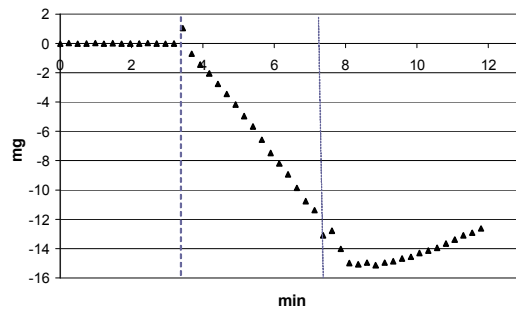


Fig. 8 Change in time of apparent weight of the metal core which is heated up with an ultrasonic radiator

TABLE II
CHARACTERISTICS OF SAMPLES AND RESULTS OF MEASUREMENT [4]

Sample	Lead	Copper	Brass	Titanium	Duralumin
Length, mm	80.2	71.6	140.0	140.0	140.0
Diameter, mm	8.0	10.5	8.0	8.0	8.0
Mass, g	45.6	39.2	58.5	31.2	19.1
Ultrasound Frequency, kHz	135.43	129.70	131.27	136.22	134.90
$\gamma \cdot 10^6 K^{-1}$ ($\bar{T} = 300K$)	4.56	6.50	4.50	8.70	11.60

B. Calculation of Time Change of Weight of a Core

Strong calculation of time change of weight of the container containing a heater is based on the decision thermo-physical tasks about distribution of heat to elements of its design. Owing to necessity of the account of boundary conditions and various physical properties of materials, the decision of such task is carried out by computing methods. The general tendency of time change of weight of the container at the initial moments of time of weighing can be found at the decision of a simple task on distribution of heat in a homogeneous bar. The one-dimensional equation of heat conductivity for thermo-isolated a homogeneous bar looks like

$$\frac{\partial T}{\partial t} = \frac{\chi}{c\rho} \left(\frac{\partial^2 T}{\partial x^2} \right) \tag{12}$$

where $T(x, t)$ - function of distribution of temperature, χ - factor of heat conductivity, c - a specific thermal capacity of a material of a bar, ρ - density.

The example of temperature distribution on length of a bar in initial $t(0)$ and the subsequent the moments of time are shown on Fig. 9.

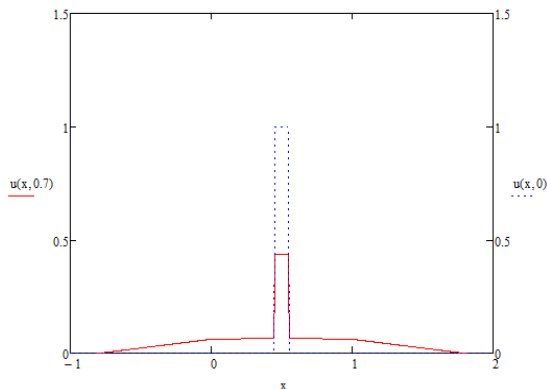


Fig. 9 Distribution of temperature (here - u) on length (x) of a bar in initial (a shaped line) and the subsequent (a continuous line) the moments of time

With the account (6), time dependence $m(t)$ of weight of a bar in length L is represented by integral

$$m(t) \propto \int_0^L (1 - B\sqrt{T(x,t)}) dx \quad (13)$$

The example of settlement dependence $m(t)$ is shown on Fig. 10.

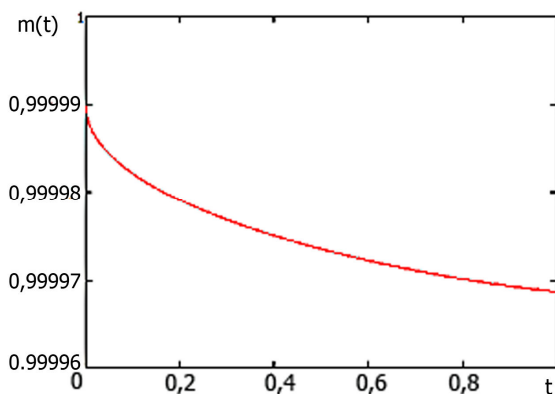


Fig. 10 Time dependence $m(t)$ full weight of a homogeneous bar (in relative units)

Apparently from this figure, for the initial moments of process of distribution of heat shows typically sharp reduction of weight of a bar. The similar tendency in experiments is observed that is especially appreciable on Figs. 2 and 6.

IV. CONCLUSION

Temperature dependence of force of gravitation is one of the fundamental problems of physics. The negative temperature dependence of weight of bodies is confirmed by laboratory experiments and similar to Faraday phenomenon in electrodynamics is a consequence of natural "conservatism" of physical system, its tendency to preserve a stable condition.

Realization of experimental researches of influence of temperature of bodies on their gravitational interaction is timely and, undoubtedly, will promote progress of development of physics of gravitation and its applications. We welcome consolidation of efforts of various groups of researchers, both experimenters and theoreticians for implementation of this important problem.

ACKNOWLEDGMENTS

Authors thank Yu. I. Kamenskih, V. S. Snegov and E. M. Nikushchenko for the help in experiments, and Doctor of Chemistry I. B. Dmitrieva for recommendations regarding the choice of a chemical heater.

REFERENCES

- [1] P. E Shaw, N. Davy Phys. Rev., 21(6), 680 (1923).
- [2] A. L. Dmitriev arXiv:physics/0611173.
- [3] A. L. Dmitriev, E. M. Nikushchenko and V. S. Snegov Measurement Techniques, 46 (2), 115 (2003).
- [4] A. L. Dmitriev AIP Conference Proceedings 969, 1163 (2008).
- [5] L.Fan, J. Feng and W. Liu Engineering Sciences, China 12 (2), 9 (2010).
- [6] A. L. Dmitriev Engineering Physics, No 3, 48 (2012) (in Russian).
- [7] A. L. Dmitriev Intellectual Archive, 1(5), 24 (2012).
- [8] Yu. Rabotnov Soprotivlenie materialov. GIFML, Moscow, 1962 (in Russian).
- [9] M. Glaser Metrologia. 27 (2), 95 (1990).
- [10] A. L. Dmitriev. AIP Conference Proceedings 1103, 345 (2009).
- [11] A. L. Dmitriev, E. M. Nikushchenko and S. A. Bulgakova AIP Conference Proceedings 1208, 237 (2010).
- [12] A. L. Dmitriev and V. S. Snegov Measurement Techniques, 44 (8), 831 (2001).
- [13] A. L. Dmitriev *Russian Physics Journal*. 44 (12), 1323 (2001)

Prof. Alexander L. Dmitriev was born in Moscow in 1943. In 1967 he graduated from Dept. of Physics of Leningrad State University. For many years he worked in research and read lectures in the field of physical optics, sensors and lasers. Since 1993 he is a professor at St. Petersburg National Research University of Information Technologies, Mechanics and Optics. Beginning early 90ties, in cooperation with Institute of Metrology was engaged in research of precise weighing. He published more than 100 scientific works include of monograph "Controllable Gravitation", published in Moscow in 2005 (in Russian). His main line of research is analogy of optical and gravitational phenomena and experimental gravitation.

Ms. Sophia A. Bulgakova has a BS in technical physics from the St.-Petersburg National Research University of Information Technologies, Mechanics and Optics in 2005, and the degree of master in technical physics from the St.-Petersburg State University of Information Technologies, Mechanics and Optics in 2007.

Ms. Sophia A. Bulgakova started his career as a graduate student in 2007. Since 2007 he has co-authored more of 5 scientific papers and 5 reports, participated in 4 conferences for young scientists.