

# Uniform Solution on the Effect of Internal Heat Generation on Rayleigh-Benard Convection in Micropolar Fluid

Izzati K. Khalid, Nor Fadzillah M. Mokhtar, and Norihan Md. Arifin

**Abstract**—The effect of internal heat generation is applied to the Rayleigh-Benard convection in a horizontal micropolar fluid layer. The bounding surfaces of the liquids are considered to be rigid-free, rigid-rigid and free-free with the combination of isothermal on the spin-vanishing boundaries. A linear stability analysis is used and the Galerkin method is employed to find the critical stability parameters numerically. It is shown that the critical Rayleigh number decreases as the value of internal heat generation increase and hence destabilize the system.

**Keywords**—Internal heat generation, micropolar fluid, rayleigh-benard convection.

## I. INTRODUCTION

THE microfluids, a subclass of generalized fluids are introduced and developed for the first time by Eringen [1]. These are fluids body moments and are influenced by the spin inertia. The stress tensor for such fluids is non-symmetric. Eringen's theory has provided a good model to study a number of complicated fluids, including the flow of low concentration suspensions, liquid crystal, blood and turbulent shear flows. Several special forms of this theory [2]-[3] have also been given by Eringen. Later, Eringen [4] has also developed a continuum theory of dense rigid suspensions, when the substructure particles are assumed to be rigid; the special form of the above theory is called the theory of micropolar fluids. Eringen [5] introduced a subclass of microfluids named micropolar fluids, which exhibit micro-rotational inertia. This class of fluids posses a certain simplicity and elegance in their mathematical formulation and are more easily amenable to solution, which obviously is more attractive for applied mathematicians. Thermal effects in microfluids have also been discussed by Eringen [6]. These have been again specialized to generate a theory of isotropic thermomicropolar fluids suspensions, polymeric fluids, turbulent and blood flow.

The classical Rayleigh problem on the onset of convective instabilities in a horizontal layer of fluid heated from below

has its origin in the experimental observations of Benard [7] and [8]. Convection has been the subject of many investigations due to the related engineering applications such as crystal growth, weld penetration and in coating process. A theory and modeling of material processing in the laboratory may include the mechanism of suppressing free convection driven by both buoyancy and surface tension forces. Rayleigh's paper is the pioneering work for almost all modern theories of convection. Rayleigh [9] showed that Benard convection, which is caused by buoyancy effects, will occur when the Rayleigh number exceeds a critical value. Walzer [10] analyzed the problem of convective instability of a micropolar fluid layer confined between two rigid boundaries and pointed out that the analysis of the instability finds applications in the area of geophysics. One of the examples is the understanding of the phenomena of the rising of volcanic liquid with bubbles and convective processes inside the earth's mantle. The onset of convection for a heat conducting micropolar fluid layer between two rigid boundaries is investigated by Rama Rao [11]. Sastry and Rao [12], Qin and Kaloni [13] studied the instability of a rotating micropolar fluid. The universal stability of magneto micropolar fluids was studied by Ahmadi and Shahinpoor [14]. Effect of through flow on Marangoni convection in micropolar fluid is investigated by Murty and Rao [15]. The magnetoconvection in micropolar fluid is micropolar fluid was studied by Siddeshwar and Pranesh [16].

Vidal and Acrivos [17], Debler and Wolf [18] and Nield [19] studied the effect of a non-uniform temperature gradient on the onset of Marangoni convection. Rudraiah and Siddeshwar [20] analyzed the effects of non-uniform temperature gradients of parabolic and stepwise-types on the onset of Marangoni convection. Rudraiah [21] and Friedrich and Rudraiah [22] have examined the combine effect of rotation and non-uniform basic temperature gradient on Marangoni convection. The effects of non-uniform basic temperature gradient on Benard-Marangoni convection were studied by Lebon and Cloot [23]. The combined effects of non-uniform temperature gradient and Coriolis force (due rotation) on the Benard-Marangoni convection were analyzed by Rudraiah and Ramachandramurty [24]. As for the non-uniform basic temperature in a micropolar fluid, these researchers [25]-[30] have studied the individual effects.

The nonlinear temperature distribution in a horizontal fluid layer arising due to internal heat generation has been studied theoretically by Sparrow et.al [31] and Roberts [32]. The

I. K. Khalid is with the Department of Mathematics, Universiti Putra Malaysia, 43400 Serdang, Selangor, Malaysia (e-mail: Whitehorse\_87@rocketmail.com).

N. F. M. Mokhtar, is with the Centre of Foundation Studies, Universiti Putra Malaysia, 43400 Serdang, Selangor, Malaysia (phone: 603-89468431, fax: 603-89466997, e-mail: norfadzillah.mokhtar@gmail.com).

N. Md. Arifin is with the Centre of Foundation Studies, Universiti Putra Malaysia, 43400 Serdang, Selangor, Malaysia (e-mail: norihan@math.upm.edu.my).

effects of quadratic basic state temperature gradient caused by uniform internal heat generation were first addressed by Char and Chiang [33] for Benard-Marangoni convection. Wilson [34] used a combination of analytical and numerical techniques to analyze the effect of internal heat generation on the onset of Marangoni convection. Bachok and Arifin [35] studied the feedback control of the Marangoni-Benard convection in the presence of internal heat generation. The inverted parabolic temperature profile in a simulated microgravity as it increases critical Marangoni number making the system more stable. Also the electrical conducting micropolar fluid layer heated from below is more stable compared to the electrically conducting viscous fluid.

The present study deals with internal heat generation on the onset of Rayleigh-Benard convection in micropolar fluid. This analysis based on the linear stability theory and the resulting eigenvalue problem is solved numerically using the Galerkin technique with lower and upper boundary conditions that are rigid-free, rigid-rigid and free-free.

## II. MATHEMATICAL FORMULATION

Consider an infinite horizontal layer of micropolar fluid of depth  $d$ , where the fluid is heated from below with the internal heat generation exists with the fluid system. The stability of a horizontal layer of micropolar fluid in the presence of internal heat generation is examined. The no-spin boundary condition is assumed for micro-rotation at the boundaries. Let  $\Delta T$  be the temperature difference between the lower and upper surfaces with the lower boundary at a higher temperature than the upper boundary. These boundaries maintained at constant temperature.

The upper free surface is assumed to be non-deformable and the governing equations for the Rayleigh-Benard situation in Boussinesqian micropolar fluid are continuity equation;

$$\nabla \cdot \vec{q} = 0, \quad (1)$$

conservation of linear momentum

$$\rho_0 \left[ \frac{\partial \vec{q}}{\partial t} + \left( \vec{q} \cdot \nabla \right) \vec{q} \right] = -\nabla p - \rho g \hat{k} + (2\zeta + \eta) \nabla^2 \vec{q} + \zeta (\nabla \times \vec{\omega}), \quad (2)$$

conservation of angular momentum

$$\rho_0 I \left[ \frac{\partial \vec{\omega}}{\partial t} + \left( \vec{q} \cdot \nabla \right) \vec{\omega} \right] = (\lambda' + \eta') \nabla (\nabla \cdot \vec{\omega}) + (\eta' \nabla^2 \vec{\omega}) + \zeta (\nabla \times \vec{q} - 2 \vec{\omega}), \quad (3)$$

conservation of energy

$$\frac{\partial T}{\partial t} + \left( \vec{q} \cdot \nabla T \right) = \frac{\beta}{\rho_0 C_v} (\nabla \times \vec{\omega}) \cdot \nabla T + \kappa \nabla^2 T + h_g, \quad (4)$$

density equation of state

$$\rho = \rho_0 [1 - \alpha (T - T_a)], \quad (5)$$

where  $\vec{q}$  is the velocity,  $\rho_0$  is the density at  $T_a$ ,  $t$  is the time,  $p$  is the pressure term,  $g$  is the gravity,  $\hat{k}$  is the unit vector in z-direction,  $\zeta$  is the coupling viscosity coefficient for vortex viscosity,  $\lambda$  and  $\eta$  is the bulk and shear kinematic viscosity coefficients,  $\vec{\omega}$  is the micro rotation,  $I$  is the moment of inertia,  $\lambda'$  and  $\eta'$  is the bulk and shear spin-viscosity coefficients,  $T$  is the temperature,  $\beta$  micropolar heat conduction parameter,  $C_v$  is the specific heat,  $\kappa$  is the thermal conductivity,  $h_g$  is the overall uniformly distributed volumetric internal heat generation within the micropolar fluid layer.

The basic state of the fluid is quiescent and described by  $\vec{q}_b = (0, 0, 0)$ ,  $\vec{\omega}_b = (0, 0, 0)$ ,  $p = p_b(z)$ , and  $T = T_b(z)$ , (6) where the subscript  $b$  denotes the basic state. Substituting (6) into (2) and (4), we get the basic state governing equations as

$$\frac{dp_b}{dz} = -\rho_b g, \quad (7)$$

$$\frac{d^2 T_b}{dz^2} = -\frac{h_g}{\kappa}, \quad (8)$$

with

$$\rho = \rho_0 [1 - \alpha (T - T_a)]. \quad (9)$$

Subject to the boundary conditions,  $T_b = T_0$  and  $z = 0$ , and  $T_b = T_0 - \Delta T$  at  $z = d$ , then (8) is solved and we obtained

$$T_b(z) = -\frac{h_g}{2\kappa} z^2 + \left( \frac{h_g d}{2\kappa} - \frac{\Delta T}{d} \right) z + T_0. \quad (10)$$

Take note that (10) is a parabolic distribution with the liquid layer height due to the existence of the internal heat generation;  $Q = 0$ , the basic state temperature distribution in the fluid layer is linear. Let the basic state be distributed by an infinitesimal thermal perturbation and we now have

$$\vec{q} = \vec{q}_b + \vec{q}', \quad \vec{\omega} = \vec{\omega}_b + \vec{\omega}', \quad p = p_b + p', \quad \text{and} \quad T = T_b + T', \quad (11)$$

where the primes indicate that the quantities are infinitesimal perturbations. Substituting (11) into (1)-(4), we obtained the linearized equations in the form

$$\nabla \cdot \mathbf{q}' = 0, \quad (12)$$

$$-\nabla p' - \rho' g \hat{k} + (2\zeta + \eta) \nabla^2 \mathbf{q}' + \zeta (\nabla \times \omega') = 0, \quad (13)$$

$$(\lambda' + \eta') \nabla (\nabla \cdot \omega') + \eta' \nabla^2 \omega' + \zeta (\nabla \times \mathbf{q}' - 2\omega') = 0, \quad (14)$$

$$\frac{\beta}{\rho_0 C_v} \left[ \nabla \times \omega' \cdot \left( -\frac{\Delta T}{d} \right) \hat{k} \right] \cdot \nabla T + \kappa \nabla^2 T' + \left( \frac{zh_g}{\kappa} - \frac{dh_g}{2\kappa} + \frac{\Delta T}{d} \right) W = -W \frac{\Delta T}{d}. \quad (15)$$

The perturbations of (11)-(15) are non-dimensionalised using the following definitions

$$(x^*, y^*, z^*) = \left( \frac{x}{d}, \frac{y}{d}, \frac{z}{d} \right), \quad W^* = \frac{W'}{x/d}, \quad \Omega^* = \frac{(\nabla \times \omega')z}{x/d^2},$$

and  $T^* = \frac{T'}{\Delta T}.$  (16)

Substituting (16) into (13)-(15), eliminating the pressure term by operating curl twice on the resulting (13), operating curl once on (14) and non-dimensionalising, we get

$$(1 + N_1) \nabla^4 W + N_1 \nabla^2 \Omega + Ra \left[ \frac{\partial^2 T}{\partial x^2} + \frac{\partial^2 T}{\partial y^2} \right] = 0, \quad (17)$$

$$N_3 \nabla^2 \Omega - 2N_1 \Omega - N_1 \nabla^2 W = 0, \quad (18)$$

$$\nabla^2 \Theta + [1 - Q(1 - 2z)] W - N_5 \Omega = 0, \quad (19)$$

where the asterisks have been dropped for simplicity. Here

$$N_1 = \frac{\zeta}{\eta + \zeta} \text{ is the coupling parameter,}$$

$$N_3 = \frac{\eta'}{(\eta + \zeta)d^2} \text{ is the couple stress parameter,}$$

$$N_5 = \frac{\beta}{\rho_0 C_v d^2} \text{ is the micropolar heat conduction parameter,}$$

$$Ra = \frac{\alpha g \Delta T \rho_0 d^3}{(\eta + \zeta) \chi} \text{ is the Rayleigh number,}$$

$$\text{and } Q = \frac{h_g d^2}{2\kappa \nabla T} \text{ is the heat source strength.}$$

The perturbation quantities in a normal mode form are

$$(W, T, \Omega) = [W(z), \Theta(z), G(z)] \exp[i(a_x x + a_y y)], \quad (20)$$

where  $W(z)$ ,  $Q(z)$  and  $G(z)$  are amplitudes of the perturbations of vertical velocity, temperature and spin, and  $a = \sqrt{a_x^2 + a_y^2}$  is the wave number of the disturbances at the liquid layer. Substituting (20) into (17)-(19), we get

$$(1 + N_1)(D^2 - a^2)^2 W + N_1(D^2 - a^2)G = Ra^2 \Theta, \quad (21)$$

$$N_1[(D^2 - a^2)W + 2G] - N_3(D^2 - a^2)G = 0, \quad (22)$$

$$(D^2 - a^2)\Theta - [Q(1 - 2z) - 1]W - N_5 G = 0, \quad (23)$$

$$\text{where } D = \frac{d}{dz}.$$

Equations (21)-(23) are solved subject to appropriate boundary conditions that are

$$W = DW = G = 0 \text{ at } z = 0, \quad (24)$$

For upper free boundary

$$W = D\Theta = G = D^2 W = 0 \text{ at } z = 1, \quad (25)$$

For upper rigid boundary

$$W = D\Theta = G = DW = 0 \text{ at } z = 1. \quad (26)$$

### III. METHOD OF SOLUTION

Equations (21)-(23) are solved subject to the appropriate boundary conditions. The single-term Galerkin technique is used to find the critical eigenvalue. Multiply (21) by  $W_i(z)$ , (22) by  $\Theta_i(z)$  and (23) by  $G_i(z)$  respectively. Perform the integration by parts with respect to  $z$  between  $z = 0$  and  $z = 1$  for the resulting equations. By using the appropriate boundary conditions, the expression for the Rayleigh number is given by

$$Ra = \frac{[C_4(C_3 C_2 - C_1 C_6)]}{[a^2 C_8(C_1 C_5 - C_2 C_7)]}, \quad (27)$$

where

$$C_1 = -N_1 [\langle DW \rangle \langle DG \rangle + a^2 \langle WG \rangle],$$

$$C_2 = \langle G^2 \rangle (2N_1 + N_3 a^2) + N_3 \langle (DG)^2 \rangle,$$

$$C_3 = -(1 + N_1) [\langle (D^2 W)^2 \rangle + 2a^2 \langle (DW)^2 \rangle + a^4 \langle W^2 \rangle],$$

$$C_4 = \langle (D\Theta)^2 \rangle + a^2 \langle \Theta^2 \rangle,$$

$$C_5 = -N_5 \langle G\Theta \rangle,$$

$$C_6 = N_1 [\langle DG \rangle \langle DW \rangle + a^2 \langle GW \rangle],$$

$$C_7 = [1 - Q(1 - 2z)] \langle W\Theta \rangle,$$

$$C_8 = \langle \Theta W \rangle,$$

where the angle bracket  $\langle \dots \rangle$  denotes the integration by parts with respect to  $z$  from 0 to 1.

### IV. RESULT AND DISCUSSION

The criterion for the onset of Rayleigh-Benard convection

in micropolar fluid in the presence of internal heat generation is investigated theoretically. The sensitiveness of critical Rayleigh number;  $Ra_c$  to the changes in the micropolar fluid parameters;  $N_1$ ,  $N_3$  and  $N_5$  are also studied. Three cases are involved in the system, which are rigid-free, rigid-rigid and free-free surfaces respectively.

Table I shows the comparison of the critical Rayleigh number;  $Ra_c$  for different values of coupling parameter;  $N_1$  and internal heat generation effect;  $Q$ , when  $N_3 = 2$  and  $N_5 = 1$ . Our findings are compared with Siddeshwar and Pranesh [16] for  $Q = 0$  and the results are in a good agreement. We proceed by substituting  $Q = 1$ ,  $Q = 3$ ,  $Q = 5$  and we found that the critical Rayleigh number decreasing when we increase the values of  $Q$ , for all  $N_1$  values considered. Treating  $Ra$  as the critical parameter, we find that the effect of increasing  $Q$  in micropolar fluid is to destabilize the system.

TABLE I  
COMPARISON OF CRITICAL RAYLEIGH NUMBER IN MICROPOLAR FLUID FOR  
 $N_3 = 2, N_5 = 1$

$N_1$	$Ra_c$				
	Siddeshwar and Pranesh [16]	Present Study			
	$Q = 0$	$Q = 0$	$Q = 1$	$Q = 3$	$Q = 5$
0.5	2700.06	2700.06	1914.64	1210.39	884.90
1.0	4743.52	4743.52	3076.68	1806.84	1278.97
1.5	8466.87	8466.87	4769.71	2545.56	1735.93
2.0	16976.05	16976.05	7403.13	3471.99	2267.26

Table II shows the comparison of the critical Rayleigh number;  $Ra_c$  with internal heat generation;  $Q$  for three different types of surfaces. It can be clearly seen that the critical Rayleigh number;  $Ra_c$  values decreases as the values of internal heat generation;  $Q$  increase for all cases considered. This shows that the effect of internal heat;  $Q$  in micropolar fluid is to enhance onset of convection either in rigid-free, rigid-rigid and free-free surfaces. This investigation revealed that the free-free surface is the most unstable system when we increase the value of  $Q$ .

TABLE II  
COMPARISON OF CRITICAL RAYLEIGH NUMBER FOR DIFFERENT TYPES OF  
LOWER-UPPER SURFACES

$Q$	$Ra_c$		
	Rigid-Free	Rigid-Rigid	Free-Free
0	2700	2863	793
0.1	2593	2826	779
0.2	2495	2789	765
0.3	2404	2754	752
0.4	2319	2719	740
0.5	2240	2686	726
0.6	2166	2653	716
0.7	2097	2621	705
0.8	2032	2589	694
0.9	1972	2559	683
1.0	1914	2529	673

The variation values of Rayleigh number;  $Ra$  with wave number;  $a$  and  $Q = 0, 2, 4$  in three different cases is shown in Fig. 1. The parameters chosen are  $N_1 = 0.5$ ,  $N_3 = 2$  and  $N_5 = 1$ . It is found that the internal heat generation has a rapid impact on the stability of the system especially in the rigid-free and rigid-rigid surfaces. This can be proved by looking at the difference in the Rayleigh number;  $Ra$  where  $Ra$  number recorded between  $Q = 0$  and  $Q = 2$  are much larger compared with the value of  $Q = 4$ . It is proven that the internal heat generation is a destabilizing factor.

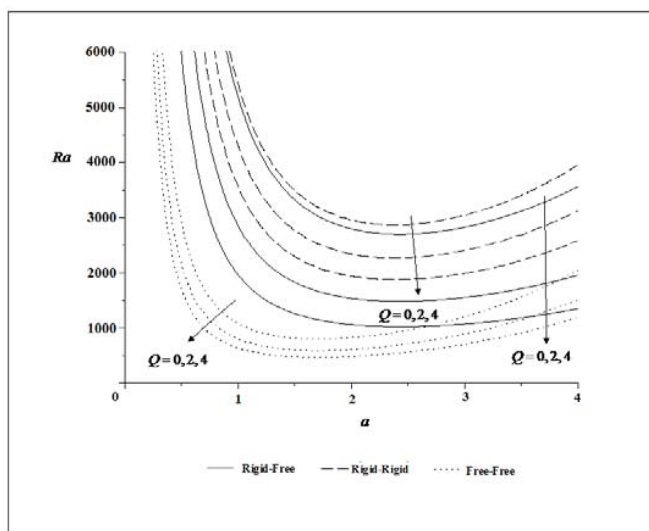


Fig. 1 Variation of  $Ra$  with  $a$  for different values of  $Q$

Fig. 2 shows the plots of the critical Rayleigh number;  $Ra_c$  versus the coupling parameter;  $N_1$  for various values of internal heat generation;  $Q$  when  $N_3 = 2$  and  $N_5 = 1$ . In every case considered, we found that the effect of increasing the internal heat generation is to decrease the critical Rayleigh number and thus destabilize the system. However, increasing the value of  $N_1$  helps to delay the onset of convection in the system. In each of these plots, the critical number increases with increasing of  $N_1$  for all values of  $Q$  in three different cases considered.  $N_1$  indicates the concentration of microelements, and increasing of  $N_1$  is to elevate the concentration of microelements number. When this happened, a greater part of the energy of the system is consumed by these elements in developing gyrational velocities of the fluid and thus delayed the onset of convection.

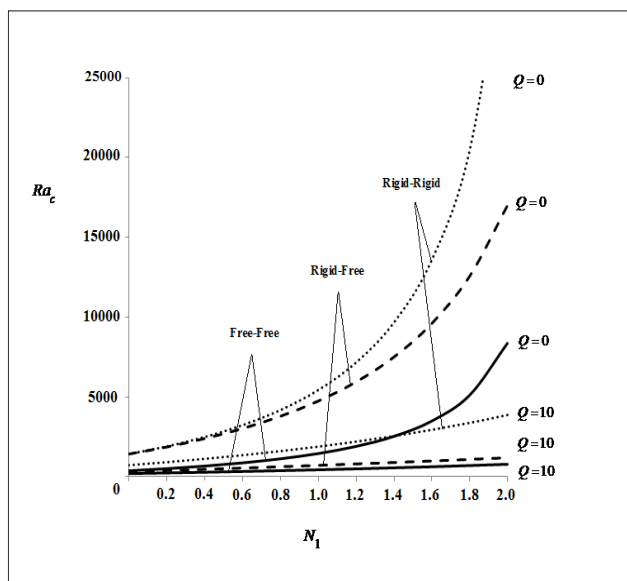


Fig. 2 The critical Rayleigh number;  $Ra_c$  as a function of coupling parameter;  $N_1$  for different values of  $Q$

Fig. 3 is the illustration of the couple stress parameter;  $N_3$  when  $N_1 = 0.1$  and  $N_5 = 10$  for various values of internal heat generation;  $Q$ . It is found that an increased of  $Q$  and  $N_3$  decrease the values of  $Ra_c$  for all cases considered and therefore the system become more unstable.

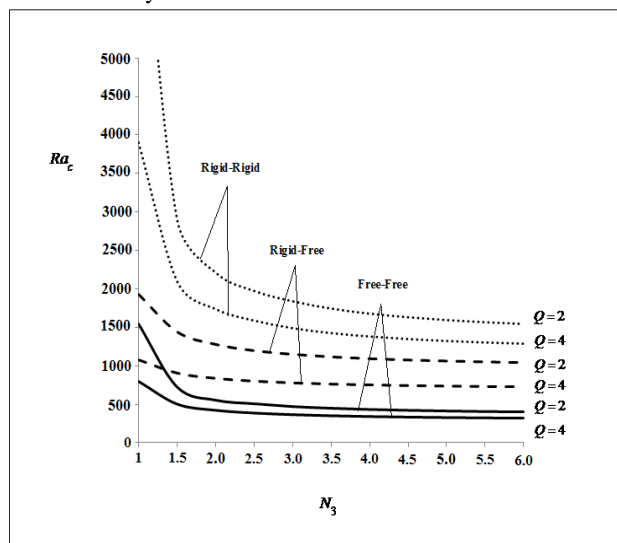


Fig. 3 The critical Rayleigh number;  $Ra_c$  as a function of couple stress parameter;  $N_3$  for different values of  $Q$

Fig. 4 shows the plot of  $Ra_c$  versus micropolar heat conduction parameter;  $N_5$  when  $N_1 = 0.1$  and  $N_3 = 2$  with various values of  $Q$ . Although the effect of internal heat generation is still to destabilize the system, an increasing of the micropolar heat conduction;  $N_5$ , promotes stability in the system. The reason behind this is, when  $N_5$  increases, the heat induced into the fluid due to the microelements is also

increased and thus reducing the heat transfer from the bottom to the top of the system. The decrease in heat transfer is responsible for delaying the onset of convection. Thus increasing  $N_5$  promotes stability in the micropolar fluid.

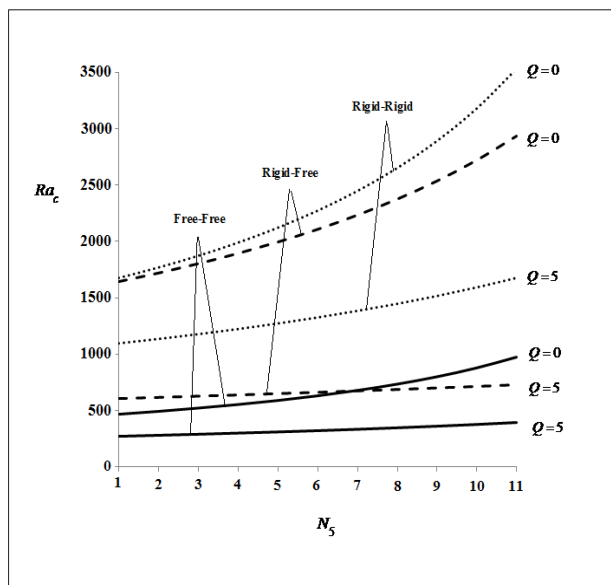


Fig. 4 The critical Rayleigh number;  $Ra_c$  as a function of heat conduction parameter;  $N_5$  for different values of  $Q$

## V. CONCLUSION

The stability analysis of the Rayleigh-Benard convection in micropolar fluid with internal heat generation is investigated theoretically. It is found that the effect of internal heat generation;  $Q$  in the micropolar fluid has a significant influence on the Rayleigh-Benard convection and is clearly a destabilizing factor to make the system more unstable. For three cases considered, rigid-free, rigid-rigid and free-free surfaces, it is found that the critical values of the Rayleigh number in rigid-rigid surfaces are the highest. This show that the used of rigid-rigid surfaces can delay the onset of convection. The coupling parameter;  $N_1$ , couple stress parameter;  $N_3$  and micropolar heat conduction;  $N_5$ , has a significant effect on the onset of the Rayleigh-Benard convection. Although the effect of internal heat generation;  $Q$  is to destabilize the system, the increase of the microelement concentration;  $N_1$  and  $N_5$  helps to slow down the process of destabilizing.

## ACKNOWLEDGMENT

Authors gratefully acknowledge the financial support received from Universiti Putra Malaysia under RUG Scheme.

## REFERENCES

- [1] A. C. Eringen, "Simple microfluids," *Int. J. Engng. Science*, vol. 2, 1964, pp. 205–217.
- [2] A. C. Eringen, "Micropolar fluids with stretch," *Int. J. Engng. Sci.*, vol. 7, 1969, pp. 115–127.

- [3] A. C. Eringen, "Theory of anisotropic micropolar fluids," *Int. J. Engng. Sci.*, vol. 18, 1980, pp. 5-17.
- [4] A. C. Eringen, "Continuum theory of dense rigid suspensions," *Rheol. Acta*, vol. 30, 1991, pp. 23-32.
- [5] A. C. Eringen, "Theory of micropolar fluids," *J. Math. Mech.*, vol. 16, 1966b, pp. 1-18.
- [6] A. C. Eringen, "Theory of thermomicrofluids," *J. Math. Anal. Appl.*, vol. 38, 1972, pp. 480-496.
- [7] H. Benard, "Les tourbillons cellulaires dans une nappe liquide," *Revue generale des Sciences pures et appliquees*, vol. 11, 1900, pp. 1261-1271.
- [8] H. Benard, "Les tourbillons cellulaires dans une nappe liquid transportant de la chaleur en regime permanent," *Ann. Chem. Phys.*, vol. 23, 1901, pp. 62-144.
- [9] L. Rayleigh, "On convection currents in a horizontal layer of fluid, when the higher temperature is on the under side," *Phil. Mag.*, vol. 32, 1916, pp. 529-546.
- [10] U. Walzer, "Convective instability of a micropolar fluid layer," *Ger. Beitr. Geophysik. Leipzig*, vol. 85, 1976, pp. 137-143.
- [11] K. V. R. Rao, "Numerical solution of the thermal instability in a micropolar fluid layer between rigid boundaries," *Acta Mech.*, vol. 32, 1979, pp. 79-88.
- [12] V. U. K. Sastry, and V. R. Rao, "Numerical solution of thermal instability of a rotating micropolar fluid layer," *Int. J. Engng. Sci.*, vol. 21, 1983, pp. 449-461.
- [13] Y. Qin, and P. N. Kaloni, "A thermal instability problem in a rotating micropolar fluid," *Int. J. Engng. Sci.*, vol. 30, 1992, pp. 1117-1126.
- [14] G. Ahmadi, and M. Shahinpoor, "Universal stability of magneto micropolar fluid motions," *Int. J. Engng. Sci.*, vol. 12, 1974, pp. 657-663.
- [15] Y. N. Murty, and V. V. R. Rao, "Effect of throughflow on Marangoni convection in micropolar fluids," *Acta Mech.*, vol. 138, 1999, pp. 211-217.
- [16] P. G. Siddeshwar, and S. Pranesh, "Magnetconvection in fluids with suspended particles under  $1\text{ g}$  and  $\mu\text{g}$ ," *Aero. Sci. Tech.*, vol. 6, 2002, pp. 105-114.
- [17] A. Vidal, and A. Acrivos, "Nature of the Neutral State in Surface Tension driven convection," *Phys. Fluids*, vol. 9, 1966, pp. 615-616.
- [18] W. R. Deblor, and L. F. Wolf, "The effect of Gravity and Surface Tension Gradients on cellular convection in fluid layers with parabolic temperature profiles," *J. Heat Transfer*, vol. 92, 1970, pp. 351-358.
- [19] D. A. Nield, "The onset of transient convective instability," *J. Fluid Mech.*, vol. 71, 1975, pp. 441-454.
- [20] N. Rudraiah, and P. G. Siddeshwar, "Effects of non-uniform temperature gradient on the onset of Marangoni convection in a fluid with suspended particles," *Aerosp. Sci. Technol.*, vol. 4, 2000, pp. 517-523.
- [21] N. Rudraiah, "The onset of transient Marangoni convection in a liquid layer subjected to rotation about a vertical axis," *Mater. Sci. Bull. Indian Acad. Sci.*, vol. 4, 1982, pp. 297-316.
- [22] R. Friedrich, and N. Rudraiah, "Marangoni convection in a rotating fluid layer with non-uniform temperature gradient," *Int. J. Heat Mass Transfer*, vol. 27, 1984, pp. 443-449.
- [23] G. Lebon, and A. Cloot, "Effects of non-uniform temperature gradients on Benard-Marangoni's instability," *J. Non-Equilib. Thermodyn.*, vol. 6, 1981, pp. 37-50.
- [24] N. Rudraiah, and V. Ramachandramurthy, "Effects of non-uniform temperature gradient and coriolis force on Benard-Marangoni's instability," *Acta Mech.*, vol. 61, 1986, pp. 37-50.
- [25] P. G. Siddeshwar, and S. Pranesh, "Effect of non-uniform basic temperature gradient on Rayleigh-Benard convection in a micropolar fluid," *Int. J. Engng. Sci.*, vol. 36, 1998, pp. 1183-1196.
- [26] N. Rudraiah, V. Ramachandramurthy, and O. P. Chandna, "Effects of magnetic field and non-uniform temperature gradient on Marangoni convection," *Int. J. Heat Mass Trans.*, vol. 28, 1985, pp. 1621-1624.
- [27] N. Rudraiah, O. P. Chandna, and M. R. Garg, "Effects of non-uniform temperature gradient on magneto-convection driven by surface tension and buoyancy," *Indian J. Tech.*, vol. 24, 1986, pp. 279-284.
- [28] M. J. Fu, N. M. Arifin, M. N. Saad, and R. M. Nazar, "Effects of non-uniform temperature gradient on Marangoni convection in a micropolar fluid," *Euro. J. Sci. R.*, vol. 70, 2009, pp. 612-620.
- [29] R. Idris, H. Othman, and I. Hashim, "On effect of non-uniform basic temperature gradient on Benard-Marangoni convection in micropolar fluid," *Int. Commun. Heat Mass Transfer*, vol. 36, 2009, pp. 192-203.
- [30] Z. Alloui, and P. Vasseur, "Onset of Benard-Marangoni convection in a micropolar fluid," *Int. J. Heat Mass Trans.*, vol. 54, 2011, pp. 2765-2773.
- [31] E. M. Sparrow, R. J. Goldstein, and V. K. Jonsson, "Thermal instability in a horizontal fluid layer: effect of boundary conditions and non-linear temperature profile," *J. Fluid Mech.*, vol. 18, 1964, pp. 513-528.
- [32] P. H. Roberts, "Convection in horizontal layers with internal heat generation theory," *J. Fluid Mech.*, vol. 30, 1967, pp. 33-49.
- [33] M. I. Chiang, and K. T. Chiang, "Stability analysis of Benard-Marangoni convection in fluid with internal heat generation," *Phys. D: Appl. Phys.*, vol. 27, 1994, pp. 748-755.
- [34] S. K. Wilson, "The effect of uniform internal heat generation on the onset of steady Marangoni convection in a horizontal layer of fluid," *Acta Mechanica*, vol. 124, 1997, pp. 63-78.
- [35] N. Bachok, and N. M. Arifin, "Feedback control of the Marangoni-Benard convection in a horizontal fluid layer with internal heat generation," *Microgravity Sci. Technol.*, vol. 22, 2010, pp. 97-105.