

Turing Pattern in the Oregonator Revisited

Elragig Aiman, Dreiwi Hanan, Townley Stuart, Elmabrook Idriss

Abstract—In this paper we reconsider the analysis of the Oregonator model. We highlight an error in this analysis which leads to an incorrect depiction of the parameter region in which diffusion driven instability is possible. We believe that the cause of the oversight is the complexity of stability analyses based on eigenvalues and the dependence on parameters of matrix minors appearing in stability calculations. We regenerate the parameter space where Turing patterns can be seen, and we use the common Lyapunov function (CLF) approach, which is numerically reliable, to further confirm the dependence of the results on diffusion coefficients intensities.

Keywords—Diffusion driven instability, common Lyapunov function (CLF), Turing pattern, positive-definite matrix.

I. INTRODUCTION

TURING theory of pattern formation [9] has had a tremendous impact on various branches of science. According to Turing analysis a systems of reacting and diffusion chemical species, termed as *morphogens*, could lead to a spatial heterogenities (patterns) of chemical densities from an intial uniform state. This phnomenon is known as *diffusion-driven-instability* (DDI) or Turing instability [10]. In other words Turing explanation of pattern formation is based on using a reaction diffuion (RD) system. RD models have subsequently been widely applied to various biological patterning phenomena [10], [11]. An early application of Turing's theory was to patterning of the body segment in fruity Drosophila [12], [13]. RD systems have been used to model complex pattern formation of certain animal skins [14], [15]. Reaction diffusion theory has been also utilised to examine the spatio-temporal pattern formation on the surface of tumour spheroids [16]. Pattern formation via diffusion driven instability plays an important role in chemistry [17]–[19] and physics [19]. Ecologists use RD models to understand spatial patterns in populations and communities [20]–[26], where for instance, a very fast prey (predator) would intuitively drive the density of the whole population to be spatially dependent.

Despite all the promising successes of Turing mechanism to replicate many patterns in nature, as mentioned above, existence of morphogens has not yet been proved for definite. However, there do exist very close candidates for morphogens. Calcium as morphogen leading to hair spacing in *Acetabularia* [27], and Fibronectin as a morphogen for cartilage formation [28]. Nevertheless, there is no definitive assertion that they are interacting as suggested by Turing. For details see [29].

A. Elragig is a Lecturer with the Department of Mathematics, faculty of science, University of Benghazi, Libya (e-mail: aimen732003@yahoo.com).

H. Dreiwi is a lecturer with the Department of Mathematics, faculty of science, University of Benghazi, Libya (e-mail: ahs2412006@yahoo.com).

I. Elmabrook is a Professor in Applied Mathematics with the Department of Mathematics, faculty of science, University of Benghazi, Libya

S. Townley is a Professor in Applied Mathematics with the University of Exeter, the UK (e-mail: S.B.Townley@exeter.ac.uk).

In chemical systems, Turing structure has been shown by a group in Bordeaux led by De Kepper [30], [31]. The chemical reaction they used was the CIMA reaction. This paper is organised as follows. In Section II we present a classical approach for diffusion driven instability. Section III will focus on the error made during the analysis of the Oregonator model as developed by Qian et. al [1].

II. A CLASSICAL APPROACH TO DETERMINING DIFFUSION DRIVEN INSTABILITY

A reaction diffusion (RD) system is a system of the form

$$\frac{\partial u}{\partial t} = f(u) + D\nabla^2 u. \quad (1)$$

The function f (we assume it is regular) describes the reaction dynamics and D is a diagonal matrix of diffusion coefficients. Here $u(t, x) : [0, \infty) \times \mathbb{R}^n \rightarrow [0, \infty)$ is an n -tuple vector of densities at spatial position x and time t on a domain Ω , which typically bounded, with zero flux boundary conditions (i.e. $\nabla \cdot u|_{\Omega} = 0$). Imposing such boundary conditions is due to their neutral nature as they do not pump the space with any additional material and this makes "self-organization" plausible. Taking other boundary conditions can influence the predictions where this can drive forming different patterns, see [36]. In studying pattern formation in RD systems the key first step is to determine the Turing space for a given model, i.e. the parameter set for the model on which pattern formation can be triggered [37], [38]. This can then be followed by bifurcation analysis of specific pattern formations [39]. Pattern formation is trigged by Turing instability. Turing instability, or diffusion driven instability(DDI), is a concept first proposed by Turing [9]. This concept is defined as follows.

Definition: We say that a system of the form (1) exhibits Turing instability, or DDI, if the system without diffusion, i.e.,

$$\frac{\partial u}{\partial t} = f(u). \quad (2)$$

has locally stable equilibrium state which becomes unstable in the presence of diffusion.

To analyse DDI mathematically, we use linearised stability analysis. If \hat{u} is a spatially uniform equilibrium of (2), then small disturbances w away from \hat{u} are governed, qualitatively, by the linear system

$$\frac{dw}{dt} = Aw.$$

Here A , the Jacobian matrix of f evaluated at \hat{u} , is the linearised reaction matrix. If A is stable (all its eigenvalues have negative real parts), which we assume for the remainder of this chapter, then \hat{u} is an asymptotically stable equilibrium for (2). The equilibrium \hat{u} is also a spatially homogeneous

equilibrium of the system with diffusion. Small spatial disturbances v around \hat{u} are governed by the linearised reaction diffusion equation

$$\frac{\partial v}{\partial t} = Av + D\nabla^2 v. \quad (3)$$

Now taking Fourier transform of (3) in space, following Neubert et al. [42], and using zero flux boundary conditions we obtain

$$\frac{d\tilde{v}}{dt} = (A - \mathbf{k}^2 D)\tilde{v} \quad (||\mathbf{k}|| = k),$$

where

$$\tilde{v} = \int_{-\infty}^{\infty} e^{i\mathbf{k}\cdot\mathbf{x}} v(t, \mathbf{x}) d\mathbf{x}.$$

Here \mathbf{k} is a vector of Fourier frequencies and usually referred to as the wave vector. Letting

$$J = A - \mathbf{k}^2 D, \quad (4)$$

Equation (3) can then be written as

$$\frac{d\tilde{v}}{dt} = J\tilde{v}.$$

Keypoint: Turing instability (DDI) requires J to be unstable for some \mathbf{k} , i.e. J has an eigenvalue with positive real part. In other words, for DDI we require

$$\rho(\mathbf{k}^2) := \max_{1 \leq i \leq n} \text{real}(\lambda_i(J)) > 0 \quad \text{for some } \mathbf{k}. \quad (5)$$

Equation (5) is often called the *dispersion relation* of the system (1). Plotting $\rho(\mathbf{k}^2)$ against all possible \mathbf{k}^2 is a common technique used to determine the range of unstable modes. One approach to determining this parameter set is to compute principle minors [1], [40], [41] of linearised reaction-diffusion matrices. However, this approach leads to tedious calculations in the case of high dimensional systems.

In the particular case where $n = 2$, Murray [36] derives easily verifiable necessary conditions for DDI that are also sufficient for infinite domains. In this case (1) becomes

$$\begin{aligned} \frac{\partial u}{\partial t} &= f(u, v) + d_u \nabla^2 u \\ \frac{\partial v}{\partial t} &= g(u, v) + d_v \nabla^2 v. \end{aligned}$$

The corresponding A and D in (4) are given as

$$A = \begin{pmatrix} f_u & f_v \\ g_u & g_v \end{pmatrix} \quad \text{and} \quad D = \begin{pmatrix} d_u & 0 \\ 0 & d_v \end{pmatrix}.$$

Assuming that A is stable we have

$$f_u + g_v < 0 \quad \text{and} \quad f_u g_v - f_v g_u > 0. \quad (6)$$

In this case (4) becomes

$$J = \begin{pmatrix} f_u & f_v \\ g_u & g_v \end{pmatrix} - \mathbf{k}^2 \begin{pmatrix} d_u & 0 \\ 0 & d_v \end{pmatrix} = \begin{pmatrix} f_u - \mathbf{k}^2 d_u & f_v \\ g_u & g_v - \mathbf{k}^2 d_v \end{pmatrix}. \quad (7)$$

To have at least an eigenvalue with positive real part, one of the Hurwitz conditions for $A - \mathbf{k}^2 D$ must be violated. Conditions (6) assure that

$$\text{trace}(J) = (f_u + g_v) - \mathbf{k}^2 (d_u + d_v) < 0.$$

So the only way to have an eigenvalue with positive real part is through the determinant. It turns out that the determinant is given by

$$\det(J) = d_u d_v \mathbf{k}^4 - (d_v f_u + d_u g_v) \mathbf{k}^2 + \det(A) =: h(\mathbf{k}^2). \quad (8)$$

Essentially (8) captures the signs of the dispersion relation (5) and that is why it is also called the *dispersion relation*. Since $d_u d_v \mathbf{k}^4$ and $\det(A)$ are positive, $\det(J)$ can be negative only if

$$d_v f_u + d_u g_v > 0. \quad (9)$$

Conditions (6) and (9) force the diffusivity coefficients to be unequal. The above condition is necessary but not sufficient for DDI. Negativity of $\det(J)$ can be assured if $h_{min}(\mathbf{k}^2)$ is negative. Using standard calculus techniques, we differentiate $h(\mathbf{k}^2)$ with respect to \mathbf{k}^2 , and equating the result with zero we eventually get the stationary values

$$\mathbf{k}_c^2 = \frac{d_v f_u + d_u g_v}{2d_u d_v}.$$

Substituting in (8) we get

$$h_{min} = \det(A) - \frac{(d_v f_u + d_u g_v)^2}{4d_u d_v}.$$

Hence $\det(J)$ can be negative if, and only if,

$$(d_v f_u + d_u g_v)^2 - 4d_u d_v \det(A) > 0.$$

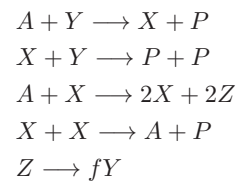
Hence the necessary conditions for DDI (Turing pattern formation) are

$$\begin{aligned} f_u + g_v < 0, & \quad f_u g_v - f_v g_u > 0, \\ d_v f_u + d_u g_v > 0, & \quad (d_v f_u + d_u g_v)^2 - 4d_u d_v \det(A) > 0. \end{aligned} \quad (10)$$

It is worth mentioning here that the conditions (10) are also sufficient if the space is not finite which will be always the case in Section III where we do not have any restrictions on the domain. If the domain is finite then we require further investigations to the roots of (8).

III. DIFFUSION DRIVEN INSTABILITY IN THE OREGONATOR

In this paper we revisit the analysis of the Oregonator performed in [1]. The Oregonator [32]–[34] is a reduced version of the oscillatory Belousov-Zhabotinsky (BZ) chemical reaction [32]. According to Feild and Noyes [33], [35], the species of the reaction behave as



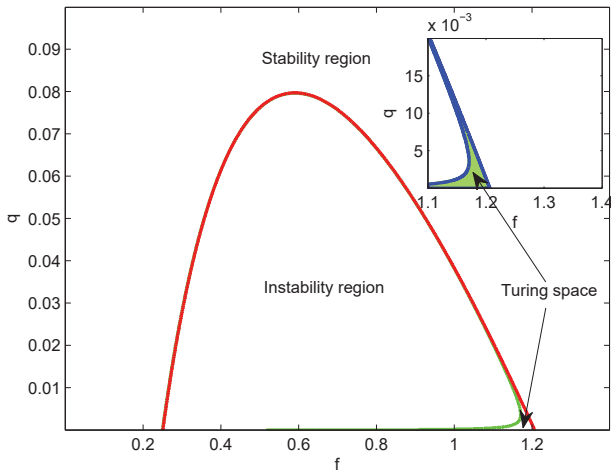


Fig. 1 The Oregonator system with parameters $\epsilon = 0.00073$, $\delta = 0.0004$. The stability region is the union of the regions outside the green or red curves. The region determined by the inequality 11 is the region inside the red curve. The region for Turing instability is the green region shown in the zoomed-in subplot

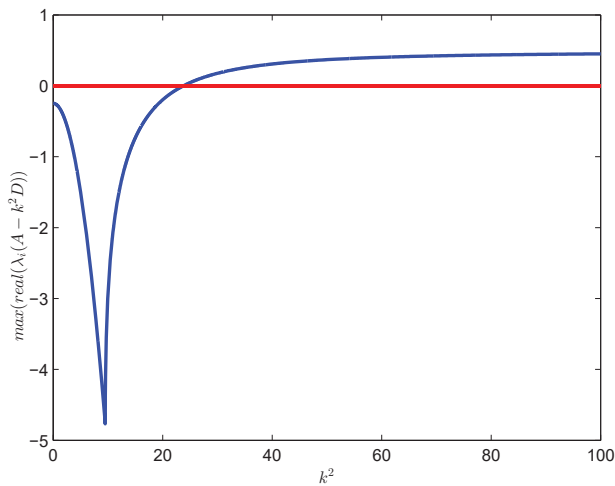


Fig. 2 The dispersion relation of the Oregonator with $f = 1.181$ and $q = 0.00226$. The remaining parameters are chosen as in Fig. 1

where $A = BrO_3^-$, $X = HBrO_2$, $Y = Br^-$, $Z = Ce(IV)$ and $P = HOBr$. The nonlinear reaction dynamics of the Oregonator are given by the system of ODEs

$$\begin{cases} \epsilon \frac{dx}{dt} = -qy + xy + x(1-x), \\ \delta \frac{dy}{dt} = -qy - xy + 2fz, \\ \frac{dz}{dt} = x - z. \end{cases}$$

Here q , f , ϵ and δ are positive constants. The non-negative equilibria of the system are the origin and (x_e, y_e, z_e) where

$$\begin{cases} x_e = 1/2 \left(1 - 2f - q + \sqrt{(1 - 2f - q)^2 + 4q(1 + 2f)} \right) \\ y_e = \frac{2fx_e}{q + x_e}, \\ z_e = x_e. \end{cases}$$

Linearisation of the corresponding reaction-diffusion system

around this uniformly steady state reduces the system to

$$\dot{z} = (A - k^2 D)z,$$

where k is a wave number, $A = (a_{ij})$ is the corresponding linearised reaction matrix and $D = \text{diag}(d_i)$ is the diagonal matrix of diffusion coefficients. According to standard diffusion driven instability (DDI) calculations [9], DDI is possible when A is stable but $A - k^2 D$ is unstable for some wave number k .

When A is 3×3 , as is the case for the Oregonator model, stability of a matrix A can be deduced from its characteristic equation

$$\lambda^3 + p_2 \lambda^2 + p_1 \lambda + p_0 = 0,$$

where

$p_2 = -\text{trace}(A)$, $p_1 = \text{sum of the diagonal cofactors of } A$, and $p_0 = -\det(A)$. According to the Hurwitz criterion, A is stable if and only if

$$p_2 > 0, \quad p_0 > 0 \quad \text{and} \quad p_1 p_2 - p_0 > 0.$$

In the case of the Oregonator this can be reduced to the condition

$$\begin{aligned} S := & 2a_{11}a_{22} - a_{22} - a_{11} + a_{12}a_{23} - a_{11}a_{22}^2 - a_{11}^2a_{22} \\ & + a_{11}^2 + a_{22}^2 + a_{11}a_{12}a_{21} + a_{12}a_{21}a_{22} > 0. \end{aligned}$$

See [2], [3] for details.

To show DDI it suffices to show that A satisfies the above condition but that the matrix $A - k^2 D$ violates one of the Hurwitz conditions of stability for some wave number k .

Qian and Murray use this approach to obtain sufficient conditions for DDI. In particular, they show that

$$p_0(k^2) := -\det(A - k^2 D) > 0$$

is violated. Their result can be summarised as follows:

Let a_{rr} be the largest diagonal element of A and $Cof(A)_{ss}$ be the smallest diagonal cofactor of A . The sufficient condition for DDI is either

$$(i) a_{rr} > 0 \text{ with } d_{rr} \ll 1; \quad \text{or} \quad (ii) Cof(A)_{ss} < 0$$

with $d_{ss} \gg 1$.

For the Oregonator, it turns out that the sufficient condition for DDI is given by:

$$2qy_e - (q + x_e)(1 - 2x_e) < 0 \tag{11}$$

with relatively very large d_3 . However, Qian and Murray did not verify stability of A in the same parameter region. We believe that Qian and Murray have mixed up stability of A with $\det(A) < 0$, a condition only necessary (but not sufficient) for stability of A . In fact, in the set of parameters where DDI is claimed, A itself is unstable even though $\det(A) < 0$. So DDI is not proved.

Fig. 1 shows the stability region of A (the region outside the green curve); the region determined by the inequality (11) (inside the red curve). For the specific choice of the parameters $f = 0.6$, $q = 0.03$ inside the region determined by (11) we have $\text{real}(\lambda_1(A)) = 0.002023 > 0$. So A itself is unstable and hence DDI is meaningless.

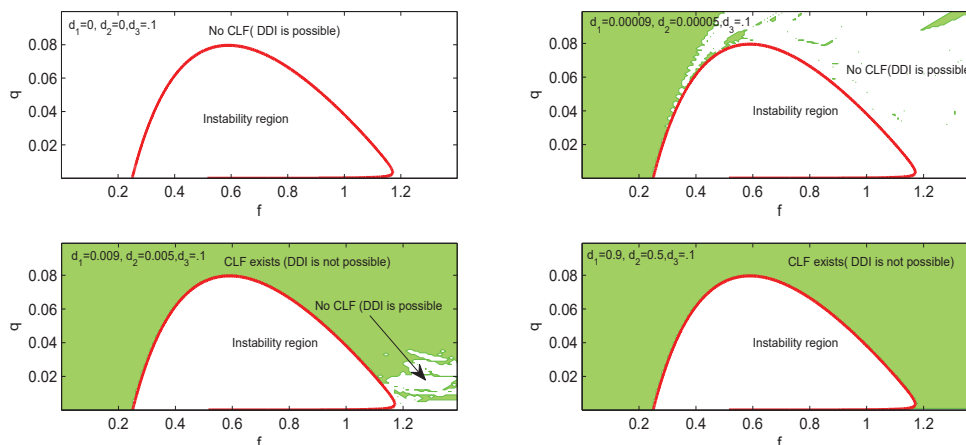


Fig. 3 The Oregonator with the same parameter chosen in above. The region where DDI is not possible (Shaded green) increases as the diffusivities $\frac{d_1}{d_3}$ and $\frac{d_2}{d_3}$ increases

Adding stability of A to the sufficient condition (11), DDI require

$$A \text{ is stable and } 2qy_e - (q + x_e)(1 - 2x_e) < 0 \quad (12)$$

In Fig. 1, the subplot is determined by the inequalities (12). For the choice $f = 1.181$, $q = 0.00226$ in the region we have $S > 0$ and $2qy_e - (q + x_e)(1 - 2x_e) < 0$. With $d_1 = d_2 = 0$ and $d_3 = 0.9$ the corresponding dispersion relation for $A - k^2D$ is given in Fig. 2 below which assures Turing instability approximately for $k^2 > 24$.

The Qian and Murray matrix minors based analysis of the Oregonator, needs sufficiently small diffusion coefficients. As the diffusion coefficients increase, this asymptotic analysis of stability/instability breaks down. We can use results in [2] to rule out DDI when A and $-D$ share a CLF. Fig. 3 illustrates how increasing diffusivity reduces the region in which DDI is possible.

IV. CONCLUSION

The Oregonator is a very well studied oscillatory chemical reaction [4]–[8]. In this paper we have revisited the analysis of the Oregonator by Qian and Murray [1]. We further confirm the dependence of the results developed in diffusion intensities using the numerical approach which based on common Lyapunove function as developed in [2]. We show that stability of the reaction matrix is not properly taken into account in generating Fig. 1 in [1]. We show, by choosing parameters in the region that A is not stable. We add the condition of stability and generate the correct picture for Turing instability, Fig. 1, and then using results from [2] we characterise the Turing region when the stability analysis of Qian and Murray does not apply, i.e., when the diffusion coefficients are very small.

REFERENCES

[1] Q. Hong, and J. D. Murray, *A simple method of parameter space determination for diffusion driven instability with three species*, Applied Math. Letters. 14 (2001) 405-411.

[2] A. Elragig and S. Townley, *A New necessary condition for Turing instabilities* Mathematical biosciences. 239(2012)131-138.
 [3] J. D. Murray, *Mathematical Biology : I* , Springer, Berlin, 2008.
 [4] J. Zhou, *Applied Math. Letters* Bifurcation analysis of the Oregonator model, 52 (2016) 192198.
 [5] R. Peng and F. Sun, *Turing pattern of the Oregonator model*, Nonlinear Analysis: Theory, Methods & Applications, 72 (5) (2010) 23372345.
 [6] R. Field and R. Noyea, *Oscillations in chemical systems, Part IV. Limit cycle behavior in a model of a real chemical reaction*, J. Chem. Phys. 60 (1974) 1877-1884.
 [7] P. Beker and R. Field, *Stationary concentration patterns in the Oregonator model of the Belousov-Zha- botinskii reaction*, J. Phys. Chem. 89 (1985) 118-128.
 [8] N. Kopell and L. Howard, *Pattern formation in the Belousov reaction*, Lectures on Math. in the Life Sciences, 7 ((1974) 201-216
 [9] A. Turing, *The chemical basis of morphogenesis*, Phil. Trans. R. Soc. Lond. B237 (1952)37-73.
 [10] P. Maini, K. Painter, and H. Chau, *Spatial pattern formation in chemical and biological systems*, Faraday Trans., 93 (1997) 3601-3610.
 [11] J. Murray, *Mathematical Biology I: An introduction*. Springer, Berlin,2008.
 [12] H. Meinhardt, *Models of Biological Pattern Formation*, Academic Press, London, 1982.
 [13] S. Kauffman, R. Shymko, and K. Trabert, *Control of sequential compartment in drosophila*, Science, 270 (1978) 199-259.
 [14] K. Painter, P. Maini, and H. Othmer, *Development and applications of a model for cellular response to multiple chemotactic cues*, J. Mathematical Biology, 314 (2000)41-285.
 [15] C. Varea, J. Aragon, and R. Barrio, *Confined Turing patterns in growing systems*, Phys. Rev., 56 (1997) 1250-1253.
 [16] M. Chaplain, M. Ganesh, and I. Graham, *Spatio-temporal pattern formation on spherical surfaces: Numerical simulation and application to solid tumour growth*, Bull. Math.Biol., 42 (2001) 387-423.
 [17] A. Gierer and H. Meinhardt, *A theory of biological pattern formation*, Kybernetik 12 (1972) 30-39.
 [18] I. Epstein and K. Showalter, *Nonlinear chemical dynamics: oscillations, patterns and chaos*. J. Phys. Chem, 100 (1996) 13132-13147.
 [19] M. Cross and P. Hohenberg, *Pattern formation outside of equilibrium*, Rev. Mod. Phys, 65 (1993) 851-1112.
 [20] K. A. J. White and C. A. Gilligan, *Spatial heterogeneity in three-species, plant-parasite-hyperparasite systems*, Phil. Trans. R. Soc. Lond. (B) (353) (1998) 543-557.
 [21] W. Wilson, S. Harrison, A. Hastings, and K. McCann, *Exploring stable pattern formation in models of tussock moth populations*, J. Anim. Ecol, 68 (1999)94-107.
 [22] M. Wang, *Stability and hopf bifurcation for prey-predator model with prey-stage structure and diffusion*, Mathematical Biosciences, 212 (2008) 149-160.
 [23] L. Segel and J. Jackson, *Dissipative structure: an explanation and an ecological example*, J. Theo. Biol, 37 (1972)545-559.

- [24] H. Malchow, S. Petrovskii, and V. Venturino, *Spatio-temporal Patterns in Ecology and Epidemiology: Theory, Models, and Simulation*, Chapman and Hall/CRC, 2007.
- [25] J. McNair, *A reconciliation of simple and complex models of age-dependent predation*, *Theor. Popul. Biol.*, 32 (1987) 383-392.
- [26] A. Edelstein-Keshet, *Mathematical Models in Biology*, McGraw-Hill Companies, 1988.
- [27] B. C. Goodwin and L. E. H Trainor, *Tip and whorl morphogenesis in acetabularia by calcium-regulated strain fields*, *Journal of theoretical biology*, 117 (1985) 79-106.
- [28] W. Dessaul, H. V. D. Mark, K. V. D Mark, and S. Fischer, *Changes in the patterns of collagens and fibronectin during limb-bud chondrogenesis*, *J Embryol Exp Morphol*, 57(1980) 51-60.
- [29] K. J. Painter, *Chemotaxis as a mechanism for morphogenesis*. PhD thesis, Brasenose college, University of Oxford, 1997.
- [30] P. D. Kepper, V. Castets, E. Dulos, and J. Biossonade, *Turing-type chemical patterns in the chlorite-iodide-malonic acid reaction*, *Physica D*, 49 (1991) 161-169.
- [31] J. Horvath, I. Szalai, and P. D. Kepper, *An experimental design method leading to chemical turing patterns*, *Science*, 324 (2009) 772-775.
- [32] J. Merkin, *Travelling waves in the oregonator model for the bz reaction*, *IMA J. Appl. Math.*, 74 (2009) 622-643.
- [33] R. Field and R. Noyes, *Oscillations in chemical systems. iv. limit cycle behaviour in a model of a real chemical reaction*, *J.Chem.Phys.*, 60 (1974)1877-1884.
- [34] I. Prigogine and R. Lefever, *Symmetry-breaking instabilities in dissipative systems ii*, *J. Chem. Phys*, 48 (1968)1695-1700.
- [35] J. Field and F. W. Schneier, *Oscillating chemical reactions and nonlinear dynamics*, *J. Chem. Educ.*, 66 (1989)195-204.
- [36] J. D, *Mathematical Biology II: Spatial Models and Biomedical Applications*, Springer, Berlin, 2003.
- [37] M. Zhu and J. D. Murray, *Parameter domain for generating spatial patterns: a comparison of reaction-diffusion and cell chemotaxis models*, *Int. J. Bifurc. Chaos*, 5 (1995) 1503-1524.
- [38] J. D. Murray, *parameter space for Turing instability in reaction diffusion mechanism: a comparison of models*, *J. Theo. Biol*, 98(1982) 143-163.
- [39] R. B. Hoyle, *Pattern formation: An Introduction to Methods*, Cambridge University Press, 2003.
- [40] L. Wang, M. Y. Michael, *Diffusion-driven Instability in reaction-diffusion systems*, *J. Math. Anal. Appl.*, 254 (2001) 138-153.
- [41] G. Xiaoqing, A. Murat, *A sufficient condition of d-stability and applications to reaction diffusion models*, *J. Contr.*, 77(2005)598-605.
- [42] M. G. Neubert, H. Caswell, J. D. Murray, *Transient dynamics and pattern formation: reactivity is necessary for Turing instabilities*, *Mathematical biosciences*, 175(1) (200) 1-11.