

Robust \mathcal{H}_∞ Fuzzy Control Design for Nonlinear Two-Time Scale System with Markovian Jumps based on LMI Approach

Wudhichai Assawinchaichote* and Sing Kiong Nguang

Abstract—This paper examines the problem of designing a robust \mathcal{H}_∞ state-feedback controller for a class of nonlinear two-time scale systems with Markovian Jumps described by a Takagi-Sugeno (TS) fuzzy model. Based on a linear matrix inequality (LMI) approach, LMI-based sufficient conditions for the uncertain Markovian jump nonlinear two-time scale systems to have an \mathcal{H}_∞ performance are derived. The proposed approach does not involve the separation of states into slow and fast ones and it can be applied not only to standard, but also to nonstandard nonlinear two-time scale systems. A numerical example is provided to illustrate the design developed in this paper.

Keywords—TS fuzzy, Markovian jumps, LMI, Two-time scale systems.

I. INTRODUCTION

MARKOVIAN jump systems, sometimes called hybrid systems with a state vector, consists of two components; i.e., the state (differential equation) and the mode (Markov process). The Markovian jump system changes abruptly from one mode to another mode caused by some phenomenon such as environmental disturbances, changing subsystem interconnections and fast variations in the operating point of the system plant, etc. The switching between modes is governed by a Markov process with the discrete and finite state space. Over the past few decades, the Markovian jump systems have been extensively studied by many researchers; see [1]-[12]. This is due to the fact that jumping systems have been a subject of the great practical importance.

For the past three decades, singularly perturbed systems have been intensively studied by many researchers; see [12]-[15]. Singularly perturbed systems also known as multiple (two) time-scale dynamic systems normally occur due to the presence of small “parasitic” parameters, typically small time constants, masses, etc. In state space, such systems are commonly modelled using the mathematical framework of singular perturbations, with a small parameter, say ε , determining the degree of separation between the “slow” and “fast” modes of the system. However, it is necessary to note that it is possible to solve the singularly perturbed systems without separating between slow and fast mode subsystems.

Manuscript received February 4, 2008.

*Author to whom correspondence should be addressed.

W. Assawinchaichote is with the Department of Electronic and Telecommunication Engineering, King Mongkut's University of Technology Thonburi, 126 Prachautits Rd., Bangkok 10140, Thailand wudhichai.asa@kmutt.ac.th

S. K. Nguang is with the Department of Electrical and Computer Engineering, The University of Auckland, Private Bag 92019 Auckland, New Zealand

But the requirement is that the “parasitic” parameters must be large enough. In the case of having very small “parasitic” parameters which normally occur in the description of various physical phenomena, a popular approach adopted to handle these systems is based on the so-called reduction technique. According to this technique the fast variables are replaced by their steady states obtained with “frozen” slow variables and controls, and the slow dynamics is approximated by the corresponding reduced order system. This time-scale is asymptotic, that is, exact in the limit, as the ratio of the speeds of the slow versus the fast dynamics tends to zero.

In the last few years, the research on singularly perturbed systems in the \mathcal{H}_∞ sense has been highly recognized in control area due to the great practical importance. \mathcal{H}_∞ -optimal control of singularly perturbed linear systems under either perfect state measurements or imperfect state measurements has been investigated via differential game theoretics approach. Although many researchers have studied the \mathcal{H}_∞ control design of linear singularly perturbed systems for many years, the \mathcal{H}_∞ control design of nonlinear singularly perturbed systems remains as an open research area. This is due to, in general, nonlinear singularly perturbed systems can not be decomposed into slow and fast subsystems.

Recently, a great amount of effort has been made on the design of fuzzy \mathcal{H}_∞ for a class of nonlinear systems which can be represented by a Takagi-Sugeno (TS) fuzzy model; see [16]-[18]. Recent studies [16]-[19] show that a fuzzy model can be used to approximate global behaviors of a highly complex nonlinear system. In this fuzzy model, local dynamics in different state space regions are represented by local linear systems. The overall model of the system is obtained by “blending” of these linear models through nonlinear fuzzy membership functions. Unlike conventional modelling which uses a single model to describe the global behavior of a system, fuzzy modelling is essentially a multi-model approach in which simple sub-models (linear models) are combined to describe the global behavior of the system. Employing the existing fuzzy results [16]-[19] on the singularly perturbed system, one ends up with a family of ill-conditioned linear matrix inequalities resulting from the interaction of slow and fast dynamic modes. In general, ill-conditioned linear matrix inequalities are very difficult to solve.

What we intend to do in this paper is to design a robust \mathcal{H}_∞ fuzzy state-feedback controller for a class of uncertain nonlinear two time-scale dynamic systems with Markovian jumps. First, we approximate this class of uncertain nonlinear

two time-scale dynamic systems with Markovian jumps by a Takagi-Sugeno fuzzy model with Markovian jumps. Then based on an LMI approach, we develop a technique for designing a robust \mathcal{H}_∞ fuzzy state-feedback controller such that the \mathcal{L}_2 -gain of the mapping from the exogenous input noise to the regulated output is less than a prescribed value. To alleviate the ill-conditioned linear matrix inequalities resulting from the interaction of slow and fast dynamic modes, these ill-conditioned LMIs are decomposed into ε -independent LMIs and ε -dependent LMIs. The ε -independent LMIs are not ill-conditioned and the ε -dependent LMIs tend to zero when ε approaches to zero. If ε is sufficiently small, the original ill-conditioned LMIs are solvable if and only if the ε -independent LMIs are solvable. The proposed approach does not involve the separation of states into slow and fast ones, and it can be applied not only to standard, but also to nonstandard two time-scale dynamic systems.

This paper is organized as follows. In Section II, system descriptions and definition are presented. In Section III, based on an LMI approach, we develop a technique for designing a robust \mathcal{H}_∞ fuzzy state-feedback controller such that the \mathcal{L}_2 -gain of the mapping from the exogenous input noise to the regulated output is less than a prescribed value for the system described in Section II. The validity of this approach is demonstrated by an example from a literature in Section IV. Finally, conclusions are given in Section V.

II. SYSTEM DESCRIPTIONS AND DEFINITIONS

The class of nonlinear uncertain two-time scale systems with Markovian jumps under consideration is described by the following TS fuzzy model with Markovian jumps:

$$\begin{aligned} E_\varepsilon \dot{x}(t) &= \sum_{i=1}^r \mu_i(\nu(t)) \left[[A_i(\eta(t)) + \Delta A_i(\eta(t))]x(t) \right. \\ &\quad + [B_{1_i}(\eta(t)) + \Delta B_{1_i}(\eta(t))]w(t) \\ &\quad \left. + [B_{2_i}(\eta(t)) + \Delta B_{2_i}(\eta(t))]u(t) \right], \quad x(0) = 0, \\ z(t) &= \sum_{i=1}^r \mu_i(\nu(t)) \left[[C_{1_i}(\eta(t)) + \Delta C_{1_i}(\eta(t))]x(t) \right. \\ &\quad \left. + [D_{12_i}(\eta(t)) + \Delta D_{12_i}(\eta(t))]u(t) \right] \end{aligned} \quad (1)$$

where $E_\varepsilon = \begin{bmatrix} I & 0 \\ 0 & \varepsilon I \end{bmatrix}$, $\varepsilon > 0$ is the singular perturbation parameter, $\nu(t) = [\nu_1(t) \ \cdots \ \nu_\vartheta(t)]$ is the premise variable that may depend on states in many cases, $\mu_i(\nu(t))$ denote the normalized time-varying fuzzy weighting functions for each rule, ϑ is the number of fuzzy sets, $x(t) \in \mathbb{R}^n$ is the state vector, $u(t) \in \mathbb{R}^m$ is the input, $w(t) \in \mathbb{R}^p$ is the disturbance which belongs to $\mathcal{L}_2[0, \infty)$, $z(t) \in \mathbb{R}^s$ is the controlled output, the matrix functions $A_i(\eta(t))$, $B_{1_i}(\eta(t))$, $B_{2_i}(\eta(t))$, $C_{1_i}(\eta(t))$, $D_{12_i}(\eta(t))$, $\Delta A_i(\eta(t))$, $\Delta B_{1_i}(\eta(t))$, $\Delta B_{2_i}(\eta(t))$, $\Delta C_{1_i}(\eta(t))$ and $\Delta D_{12_i}(\eta(t))$ are of appropriate dimensions. $\{\eta(t)\}$ is a continuous-time discrete-state Markov process taking values in a finite set $\mathcal{S} = \{1, 2, \dots, s\}$ with transition probability matrix $Pr \triangleq \{P_{ik}(t)\}$ given by

$$\begin{aligned} P_{ik}(t) &= Pr(\eta(t+\Delta) = k | \eta(t) = i) \\ &= \begin{cases} \lambda_{ik}\Delta + O(\Delta) & \text{if } i \neq k \\ 1 + \lambda_{ii}\Delta + O(\Delta) & \text{if } i = k \end{cases} \end{aligned} \quad (2)$$

where $\Delta > 0$, and $\lim_{\Delta \rightarrow 0} \frac{O(\Delta)}{\Delta} = 0$. Here $\lambda_{ik} \geq 0$ is the transition rate from mode i (system operating mode) to mode k ($i \neq k$), and

$$\lambda_{ii} = - \sum_{k=1, k \neq i}^s \lambda_{ik}. \quad (3)$$

For the convenience of notations, we let $\mu_i \triangleq \mu_i(\nu(t))$, $\eta = \eta(t)$, and any matrix $M(\mu, i) \triangleq M(\mu, \eta = i)$. The matrix functions $\Delta A_i(\eta)$, $\Delta B_{1_i}(\eta)$, $\Delta B_{2_i}(\eta)$, $\Delta C_{1_i}(\eta)$ and $\Delta D_{12_i}(\eta)$ represent the time-varying uncertainties in the system and satisfy the following assumption.

Assumption 1:

$$\Delta A_i(\eta) = F(x(t), \eta, t)H_{1_i}(\eta),$$

$$\Delta B_{1_i}(\eta) = F(x(t), \eta, t)H_{2_i}(\eta),$$

$$\Delta B_{2_i}(\eta) = F(x(t), \eta, t)H_{3_i}(\eta),$$

$$\Delta C_{1_i}(\eta) = F(x(t), \eta, t)H_{4_i}(\eta),$$

$$\text{and } \Delta D_{12_i}(\eta) = F(x(t), \eta, t)H_{5_i}(\eta),$$

where $H_{j_i}(\eta)$, $j = 1, 2, \dots, 5$ are known matrices which characterize the structure of the uncertainties. Furthermore, there exists a positive function $\rho(\eta)$ such that the following inequality holds:

$$\|F(x(t), \eta, t)\| \leq \rho(\eta). \quad (4)$$

We recall the following definition.

Definition 1: Suppose γ is a given positive number. A system of the form (1) is said to have the \mathcal{L}_2 -gain less than or equal to γ if

$$\mathbf{E} \left[\int_0^{T_f} \{z^T(t)z(t) - \gamma^2 w^T(t)w(t)\} dt \right] \leq 0, \quad x(0) = 0 \quad (5)$$

where $\mathbf{E} [\cdot]$ stands for the mathematical expectation, for all T_f and all $w(t) \in \mathcal{L}_2[0, T_f]$.

Note that for the symmetric block matrices, we use $(*)$ as an ellipsis for terms that are induced by symmetry.

III. ROBUST \mathcal{H}_∞ FUZZY STATE-FEEDBACK CONTROL DESIGN

This section provides the LMI-based solutions to the problem of designing a robust \mathcal{H}_∞ fuzzy state-feedback controller that guarantees the \mathcal{L}_2 -gain of the mapping from the exogenous input noise to the regulated output to be less than some prescribed value.

First, we consider the following \mathcal{H}_∞ fuzzy state-feedback which is inferred as the weighted average of the local models of the form:

$$u(t) = \sum_{j=1}^r \mu_j K_j(i)x(t). \quad (6)$$

Then, we describe the problem under our study as follows.

Problem Formulation: Given a prescribed \mathcal{H}_∞ performance $\gamma > 0$, design a robust \mathcal{H}_∞ fuzzy state-feedback controller of the form (6) such that the inequality (5) holds.

Before presenting our first main result, we recall the following lemma.

Lemma 1: Consider the system (1). Given a prescribed \mathcal{H}_∞ performance $\gamma > 0$, for $i = 1, 2, \dots, s$, if there exist matrices $P_\varepsilon(i) = P_\varepsilon^T(i)$, positive constants $\delta(i)$ and matrices $Y_j(i)$, $j = 1, 2, \dots, r$ such that the following ε -dependent linear matrix inequalities hold:

$$P_\varepsilon(i) > 0 \tag{7}$$

$$\Psi_{ii}(i, \varepsilon) < 0, \quad i = 1, 2, \dots, r \tag{8}$$

$$\Psi_{ij}(i, \varepsilon) + \Psi_{ji}(i, \varepsilon) < 0, \quad i < j \leq r \tag{9}$$

where

$$\Psi_{ij}(i, \varepsilon) = \begin{pmatrix} \Phi_{ij}(i, \varepsilon) & (*)^T & (*)^T & (*)^T \\ \mathcal{R}(i) \tilde{B}_{1i}^T(i) & -\gamma \mathcal{R}(i) & (*)^T & (*)^T \\ \Upsilon_{ij}(i, \varepsilon) & 0 & -\gamma \mathcal{R}(i) & (*)^T \\ \mathcal{Z}^T(i, \varepsilon) & 0 & 0 & -\mathcal{P}(i, \varepsilon) \end{pmatrix} \tag{10}$$

$$\begin{aligned} \Phi_{ij}(i, \varepsilon) &= A_i(i) E_\varepsilon^{-1} P_\varepsilon(i) + E_\varepsilon^{-1} P_\varepsilon(i) A_i^T(i) \\ &\quad + B_{2i}(i) Y_j(i) + Y_j^T(i) B_{2i}^T(i) \\ &\quad + \lambda_{is} E_\varepsilon^{-1} P_\varepsilon(i), \end{aligned} \tag{11}$$

$$\Upsilon_{ij}(i, \varepsilon) = \tilde{C}_{1i}(i) E_\varepsilon^{-1} P_\varepsilon(i) + \tilde{D}_{12i}(i) Y_j(i), \tag{12}$$

$$\mathcal{R}(i) = \text{diag} \{ \delta(i) I, I, \delta(i) I, I \}, \tag{13}$$

$$\begin{aligned} \mathcal{Z}(i, \varepsilon) &= \left(\sqrt{\lambda_{i1}} E_\varepsilon^{-1} P_\varepsilon(i) \cdots \sqrt{\lambda_{i(i-1)}} E_\varepsilon^{-1} P_\varepsilon(i) \right. \\ &\quad \left. \sqrt{\lambda_{i(i+1)}} E_\varepsilon^{-1} P_\varepsilon(i) \cdots \sqrt{\lambda_{is}} E_\varepsilon^{-1} P_\varepsilon(i) \right), \end{aligned} \tag{14}$$

$$\begin{aligned} \mathcal{P}(i, \varepsilon) &= \text{diag} \left\{ E_\varepsilon^{-1} P_\varepsilon(1), \dots, E_\varepsilon^{-1} P_\varepsilon(i-1), \right. \\ &\quad \left. E_\varepsilon^{-1} P_\varepsilon(i+1), \dots, E_\varepsilon^{-1} P_\varepsilon(s) \right\}, \end{aligned} \tag{15}$$

with

$$\begin{aligned} \tilde{B}_{1i}(i) &= [I \quad I \quad I \quad B_{1i}(i)] \\ \tilde{C}_{1i}(i) &= \left[\gamma \rho(i) H_{1i}^T(i) \quad \sqrt{2} \aleph(i) \rho(i) H_{4i}^T(i) \right. \\ &\quad \left. 0 \quad \sqrt{2} \aleph(i) C_{1i}^T(i) \right]^T \end{aligned}$$

$$\begin{aligned} \tilde{D}_{12i}(i) &= \left[0 \quad \sqrt{2} \aleph(i) \rho(i) H_{5i}^T(i) \right. \\ &\quad \left. \gamma \rho(i) H_{3i}^T(i) \quad \sqrt{2} \aleph(i) D_{12i}^T(i) \right]^T \end{aligned}$$

$$\aleph(i) = \left(I + \rho^2(i) \sum_{i=1}^r \sum_{j=1}^r \left[\| H_{2i}^T(i) H_{2j}(i) \| \right] \right)^{\frac{1}{2}}$$

then the inequality (5) holds. Furthermore, a suitable choice of the fuzzy controller is

$$u(t) = \sum_{j=1}^r \mu_j K_{\varepsilon_j}(i) x(t) \tag{16}$$

where

$$K_{\varepsilon_j}(i) = Y_j(i) (P_\varepsilon(i))^{-1} E_\varepsilon. \tag{17}$$

Proof: The desired result can be carried out by a similar technique used in [20], [21], and [22]. The detail of the proof is omitted for brevity. ■

Remark 1: The linear matrix inequalities given in Lemma 1 becomes ill-conditioned when ε is sufficiently small, which is always the case for the singularly perturbed system. In general, these ill-conditioned linear matrix inequalities are very difficult to solve. Thus, to alleviate these ill-conditioned linear matrix inequalities, we have the following theorem which does not depend on ε . □

Now we are in the position to present our first result.

Theorem 1: Consider the system (1). Given a prescribed \mathcal{H}_∞ performance $\gamma > 0$, for $i = 1, 2, \dots, s$, if there exist matrices $P(i)$, positive constants $\delta(i)$ and matrices $Y_j(i)$, $j = 1, 2, \dots, r$ such that the following ε -independent linear matrix inequalities hold:

$$EP(i) + P(i)D > 0 \tag{18}$$

$$\Psi_{ii}(i) < 0, \quad i = 1, 2, \dots, r \tag{19}$$

$$\Psi_{ij}(i) + \Psi_{ji}(i) < 0, \quad i < j \leq r \tag{20}$$

where $EP(i) = P^T(i)E$, $P(i)D = DP^T(i)$, $E = \begin{pmatrix} I & 0 \\ 0 & 0 \end{pmatrix}$, $D = \begin{pmatrix} 0 & 0 \\ 0 & I \end{pmatrix}$,

$$\Psi_{ij}(i) = \begin{pmatrix} \Phi_{ij}(i) & (*)^T & (*)^T & (*)^T \\ \mathcal{R}(i) \tilde{B}_{1i}^T(i) & -\gamma \mathcal{R}(i) & (*)^T & (*)^T \\ \Upsilon_{ij}(i) & 0 & -\gamma \mathcal{R}(i) & (*)^T \\ \mathcal{Z}^T(i) & 0 & 0 & -\mathcal{P}(i) \end{pmatrix} \tag{21}$$

$$\begin{aligned} \Phi_{ij}(i) &= A_i(i) P(i) + P^T(i) A_i^T(i) + B_{2i}(i) Y_j(i) \\ &\quad + Y_j^T(i) B_{2i}^T(i) + \lambda_{is} \tilde{P}(i), \end{aligned} \tag{22}$$

$$\Upsilon_{ij}(i) = \tilde{C}_{1i}(i) P(i) + \tilde{D}_{12i}(i) Y_j(i), \tag{23}$$

$$\mathcal{R}(i) = \text{diag} \{ \delta(i) I, I, \delta(i) I, I \}, \tag{24}$$

$$\begin{aligned} \mathcal{Z}(i) &= \left(\sqrt{\lambda_{i1}} \tilde{P}(i) \cdots \sqrt{\lambda_{i(i-1)}} \tilde{P}(i) \right. \\ &\quad \left. \sqrt{\lambda_{i(i+1)}} \tilde{P}(i) \cdots \sqrt{\lambda_{is}} \tilde{P}(i) \right), \end{aligned} \tag{25}$$

$$\begin{aligned} \mathcal{P}(i) &= \text{diag} \left\{ \tilde{P}(1), \dots, \tilde{P}(i-1), \right. \\ &\quad \left. \tilde{P}(i+1), \dots, \tilde{P}(s) \right\}, \end{aligned} \tag{26}$$

$$\tilde{P}(i) = \frac{P(i) + P^T(i)}{2} \tag{27}$$

with

$$\begin{aligned} \tilde{B}_{1i}(i) &= [I \quad I \quad I \quad B_{1i}(i)] \\ \tilde{C}_{1i}(i) &= \left[\gamma \rho(i) H_{1i}^T(i) \quad \sqrt{2} \aleph(i) \rho(i) H_{4i}^T(i) \right. \\ &\quad \left. 0 \quad \sqrt{2} \aleph(i) C_{1i}^T(i) \right]^T \end{aligned}$$

$$\begin{aligned} \tilde{D}_{12i}(i) &= \left[0 \quad \sqrt{2} \aleph(i) \rho(i) H_{5i}^T(i) \right. \\ &\quad \left. \gamma \rho(i) H_{3i}^T(i) \quad \sqrt{2} \aleph(i) D_{12i}^T(i) \right]^T \end{aligned}$$

$$\aleph(i) = \left(I + \rho^2(i) \sum_{i=1}^r \sum_{j=1}^r \left[\| H_{2i}^T(i) H_{2j}(i) \| \right] \right)^{\frac{1}{2}}$$

then there exists a sufficiently small $\hat{\varepsilon} > 0$ such that the inequality (5) holds for $\varepsilon \in (0, \hat{\varepsilon}]$. Furthermore, a suitable

choice of the fuzzy controller is

$$u(t) = \sum_{i=1}^r \mu_j K_j(i) x(t) \quad (28)$$

where

$$K_j(i) = Y_j(i)(P(i))^{-1}. \quad (29)$$

Proof: The detail of the proof is omitted for brevity. ■

IV. ILLUSTRATIVE EXAMPLE

Consider a modified series dc motor model based on [27] as shown in Fig. 1 which is governed by the following difference equations:

$$\begin{aligned} J \frac{d\tilde{\omega}(t)}{dt} &= K_m L_f \tilde{i}^2(t) - (D + \Delta D) \tilde{\omega}(t) \\ L \frac{d\tilde{i}(t)}{dt} &= -R \tilde{i}(t) - K_m L_f \tilde{i}(t) \tilde{\omega}(t) + \tilde{V}(t) \end{aligned} \quad (30)$$

where $\tilde{\omega}(t) = \omega(t) - \omega_{ref}(t)$ is the deviation of the actual angular velocity from the desired angular velocity, $\tilde{i}(t) = i(t) - i_{ref}(t)$ is the deviation of the actual current from the desired current, $\tilde{V}(t) = V(t) - V_{ref}(t)$ is the deviation of the actual input voltage from the desired input voltage, J is the moment of inertia, K_m is the torque/back emf constant, D is the viscous friction coefficient, and R_a , R_f , L_a and L_f are the armature resistance, the field winding resistance, the armature inductance and the field winding inductance, respectively, with $R \triangleq R_f + R_a$ and $L \triangleq L_f + L_a$. Note that in a typical series-connected dc motor, the condition $L_f \gg L_a$ holds. When one obtains a series-connected dc motor, we have $i(t) = i_a(t) = i_f(t)$. Now let us assume that $|\Delta J| \leq 0.1J$.

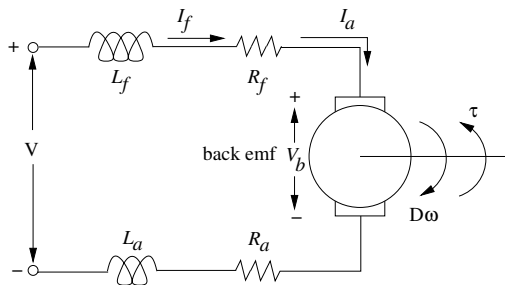


Fig. 1. A modified series dc motor equivalent circuit.

Giving $x_1(t) = \tilde{\omega}(t)$, $x_2(t) = \tilde{i}(t)$ and $u(t) = \tilde{V}(t)$, (30) becomes

$$\begin{aligned} \begin{bmatrix} \dot{x}_1(t) \\ \varepsilon \dot{x}_2(t) \end{bmatrix} &= \begin{bmatrix} -\frac{D}{(J+\Delta J)} & \frac{K_m L_f}{(J+\Delta J)} x_2(t) \\ -K_m L_f x_2(t) & -R \end{bmatrix} \begin{bmatrix} x_1(t) \\ x_2(t) \end{bmatrix} \\ &+ \begin{bmatrix} 0 \\ 1 \end{bmatrix} u(t) \end{aligned} \quad (31)$$

where $\varepsilon = L$ represents a small parasitic parameter. Assume that, the system is aggregated into 3 modes as shown in Table I:

The transition probability matrix that relates the three operation modes is given as follows:

$$P_{ik} = \begin{bmatrix} 0.67 & 0.17 & 0.16 \\ 0.30 & 0.47 & 0.23 \\ 0.26 & 0.10 & 0.64 \end{bmatrix}.$$

TABLE I
SYSTEM TERMINOLOGY.

Mode i	Moment of Inertia	$J(i) \pm \Delta J(i)$ (kg·m ²)
1	Small	0.0005 \pm 10%
2	Normal	0.005 \pm 10%
3	Large	0.05 \pm 10%

The parameters for the system are given as $R = 10 \Omega$, $L_f = 0.005$ H, $D = 0.05$ N·m/rad/s and $K_m = 1$ N·m/A. Substituting the parameters into (31), we get

$$\begin{aligned} \begin{bmatrix} \dot{x}_1(t) \\ \varepsilon \dot{x}_2(t) \end{bmatrix} &= \begin{bmatrix} -\frac{0.05}{J(i)} & \frac{0.005}{J(i)} x_2(t) \\ -0.005 x_2(t) & -10 \end{bmatrix} \begin{bmatrix} x_1(t) \\ x_2(t) \end{bmatrix} \\ &+ \begin{bmatrix} 0 & 0 \\ 0.1 & 0 \end{bmatrix} w(t) + \begin{bmatrix} 0 \\ 1 \end{bmatrix} u(t) \\ &+ \begin{bmatrix} -\frac{0.05}{\Delta J(i)} & \frac{0.005}{\Delta J(i)} x_2(t) \\ 0 & 0 \end{bmatrix} \begin{bmatrix} x_1(t) \\ x_2(t) \end{bmatrix} \\ z(t) &= \begin{bmatrix} 1 & 0 \\ 0 & 1 \end{bmatrix} \begin{bmatrix} x_1(t) \\ x_2(t) \end{bmatrix} + \begin{bmatrix} 0 \\ 1 \end{bmatrix} u(t) \end{aligned} \quad (32)$$

where $x(t) = [x_1^T(t) \ x_2^T(t)]^T$ is the state variables, $w(t) = [w_1^T(t) \ w_2^T(t)]^T$ is the disturbance input, $u(t)$ is the controlled input and $z(t)$ is the controlled output.

The control objective is to control the state variable $x_2(t)$ for the range $x_2(t) \in [N_1 \ N_2]$. For the sake of simplicity, we will use as few rules as possible. Note that Fig. 2 shows the plot of the membership function represented by

$$M_1(x_2(t)) = \frac{-x_2(t) + N_2}{N_2 - N_1} \quad \text{and} \quad M_2(x_2(t)) = \frac{x_2(t) - N_1}{N_2 - N_1}.$$

Knowing that $x_2(t) \in [N_1 \ N_2]$, the nonlinear system (32)

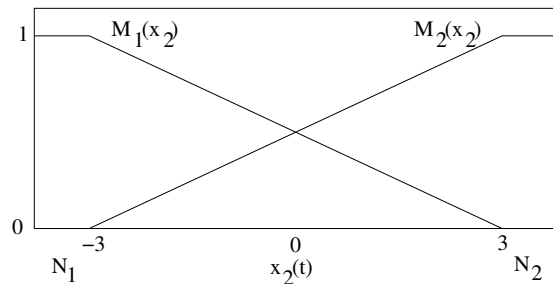


Fig. 2. Membership functions for the two fuzzy set.

can be approximated by the following TS fuzzy model

$$\begin{aligned} E_\varepsilon \dot{x}(t) &= \sum_{i=1}^r \mu_i \left[[A_i(i) + \Delta A_i(i)] x(t) \right. \\ &\quad \left. + B_{1_i}(i) w(t) + B_{2_i}(i) u(t) \right], \quad x(0) = 0, \\ z(t) &= \sum_{i=1}^r \mu_i \left[C_{1_i}(i) x(t) + D_{12_i}(i) u(t) \right], \end{aligned}$$

where μ_i is the normalized time-varying fuzzy weighting functions for each rule, $i = 1, 2$, $x(t) = \begin{bmatrix} x_1(t) \\ x_2(t) \end{bmatrix}$,

$$E_\varepsilon = \begin{bmatrix} 1 & 0 \\ 0 & \varepsilon \end{bmatrix}, \Delta A_1(i) = F(x(t), i, t)H_{11}(i), \Delta A_2(i) = F(x(t), i, t)H_{12}(i),$$

$$A_1(1) = \begin{bmatrix} -100 & 10N_1 \\ -0.005N_1 & -10 \end{bmatrix},$$

$$A_2(1) = \begin{bmatrix} -100 & 10N_2 \\ -0.005N_2 & -10 \end{bmatrix},$$

$$A_1(2) = \begin{bmatrix} -10 & N_1 \\ -0.005N_1 & -10 \end{bmatrix},$$

$$A_2(2) = \begin{bmatrix} -10 & N_2 \\ -0.005N_2 & -10 \end{bmatrix},$$

$$A_1(3) = \begin{bmatrix} -1 & 0.1N_1 \\ -0.005N_1 & -10 \end{bmatrix},$$

$$A_2(3) = \begin{bmatrix} -1 & 0.1N_2 \\ -0.005N_2 & -10 \end{bmatrix},$$

$$B_{11}(i) = B_{12}(i) = \begin{bmatrix} 0 & 0 \\ 0.1 & 0 \end{bmatrix},$$

$$B_{21}(i) = B_{22}(i) = \begin{bmatrix} 0 \\ 1 \end{bmatrix}, C_{11}(i) = C_{12}(i) = \begin{bmatrix} 1 & 0 \\ 0 & 1 \end{bmatrix},$$

$$\text{and } D_{121}(i) = D_{122}(i) = \begin{bmatrix} 0 \\ 1 \end{bmatrix},$$

with $\|F(x(t), i, t)\| \leq 1$. Then we have

$$H_{11}(i) = \begin{bmatrix} -\frac{0.05}{J(i)} & \frac{0.05}{J(i)}N_1 \\ 0 & 0 \end{bmatrix}$$

$$\text{and } H_{12}(i) = \begin{bmatrix} -\frac{0.05}{J(i)} & \frac{0.05}{J(i)}N_2 \\ 0 & 0 \end{bmatrix}.$$

In this simulation, we select $N_1 = -3$ and $N_2 = 3$. Using the LMI optimization algorithm and Theorem 1 with $\varepsilon = 0.005$, $\gamma = 1$ and $\delta(1) = \delta(2) = \delta(3) = 1$, we obtain the results given in Fig. 3, Fig. 4 and Fig. 5.

Remark 2: Employing results given in [16]-[19] and Matlab LMI solver [25], it is easy to realize that when $\varepsilon < 0.005$ for the state-feedback control design, LMIs become ill-conditioned and Matlab LMI solver yields an error message, "Rank Deficient". However, the state-feedback fuzzy controller proposed in this paper guarantee that the inequality (5) holds for the system (32). Fig. 3 shows the result of the changing between modes during the simulation with the initial mode at mode 1 and $\varepsilon = 0.005$. The disturbance input signal, $w(t)$, which was used during simulation is the rectangular signal with magnitude 0.1 and frequency 1 Hz. The ratio of the regulated output energy to the disturbance input noise energy obtained by using the \mathcal{H}_∞ fuzzy controller is depicted in Fig. 4. The ratio of the regulated output energy to the disturbance input noise energy tends to a constant value which is about 0.0094. So $\gamma = \sqrt{0.0094} = 0.0970$ which is less than the prescribed value 1. Finally, Table II shows the performance index, γ , for different values of ε . \square

V. CONCLUSION

This paper has investigated the problem of designing a robust \mathcal{H}_∞ state-feedback controller for a class of uncertainty Markovian jump nonlinear two-time scale systems that guarantees the \mathcal{L}_2 -gain from an exogenous input to a regulated output to be less or equal to a prescribed value. First, we approximate this class of uncertain Markovian jump nonlinear two-time scale systems by a class of uncertain Takagi-Sugeno fuzzy models with Markovian jumps. Then, based on an LMI approach, LMI-based sufficient conditions for the uncertain Markovian jump nonlinear two-time scale systems to have an \mathcal{H}_∞ performance are derived. The proposed approach does not involve the separation of states into slow and fast ones and it can be applied not only to standard, but also to nonstandard nonlinear two-time scale systems. An illustrative example is used to illustrate the effectiveness of the proposed design techniques.

TABLE II
THE PERFORMANCE INDEX γ FOR DIFFERENT VALUES OF ε .

ε	The performance index γ
0.005	0.0970
0.10	0.4796
0.30	0.8660
0.40	0.9945
0.41	> 1

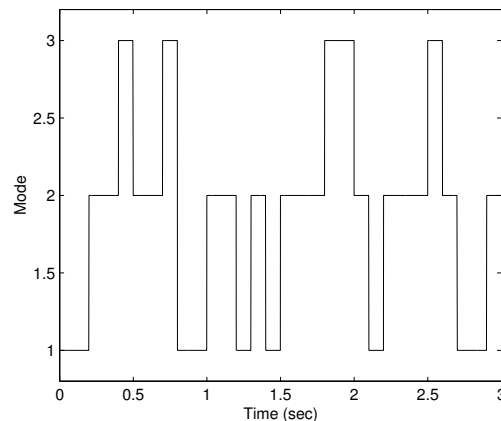


Fig. 3. The result of the changing between modes during the simulation with the initial mode at mode 1.

REFERENCES

- [1] H. J. Kushner, *Stochastic Stability and Control*, New York: Academic Press, 1967.
- [2] E. B. Dynkin, *Markov Process*, Berlin: Springer-Verlag, 1965.
- [3] W. M. Wonham, "On a matrix Riccati equation of stochastic control," *SIAM J. Contr.*, vol. 6, pp. 681-697, 1968.
- [4] X. Feng, K. A. Loparo, Y. Ji, and H. J. Chizeck, "Stochastic stability properties of jump linear system," *IEEE Tran. Automat. Contr.*, vol. 37, pp. 38-53, 1992.
- [5] C. E. de Souza and M. D. Fragoso, " \mathcal{H}_∞ control for linear systems with Markovian jumping parameters," *Control-Theory and Advanced Tech.*, vol. 9, pp. 457-466, 1993.

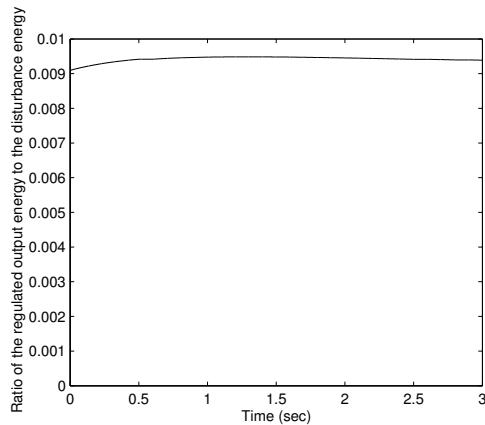


Fig. 4. The ratio of the regulated output energy to the disturbance noise energy, $\left(\frac{\int_0^{T_f} z^T(t)z(t)dt}{\int_0^{T_f} w^T(t)w(t)dt} \right)$ with $\varepsilon = 0.005$.

- [6] E. K. Boukas and Z. K. Liu, "Suboptimal design of regulators for jump linear system with time-multiplied quadratic cost," *IEEE Tran. Automat. Contr.*, vol. 46, pp. 944-949, 2001.
- [7] E. K. Boukas and H. Yang, "Exponential stabilizability of stochastic systems with Markovian jump parameters," *Automatica*, vol. 35, pp. 1437-1441, 1999.
- [8] M. A. Rami and L. El Ghaoui, " \mathcal{H}_∞ state-feedback control of jump linear systems," *Proc. Conf. Decision and Contr.*, pp. 951-952, 1995.
- [9] P. Shi and E. K. Boukas, " \mathcal{H}_∞ control for Markovian jumping linear system with parametric uncertainty," *J. of Opt. Theory and App.*, vol. 95, pp. 75-99, 1997.
- [10] K. Benjelloun, E. K. Boukas, and O. L. V. Costa, " \mathcal{H}_∞ control for linear time delay with Markovian jumping parameters," *J. of Opt. Theory and App.*, vol. 105, pp. 73-95, 1997.
- [11] E. K. Boukas, Z. K. Liu, and G. X. Liu, "Delay-dependent robust stability and \mathcal{H}_∞ control of jump linear systems with time-delay," *Int. J. of Contr.*, 2001.
- [12] V. Dragan, P. Shi, and E. K. Boukas, "Control of singularly perturbed system with Markovian jump parameters: An \mathcal{H}_∞ approach," *Automatica*, vol. 35, pp. 1369-1378, 1999.
- [13] E. Fridman, "State-feedback \mathcal{H}_∞ control of nonlinear singularly perturbed systems," *Int. J. Robust Nonlinear Contr.*, vol. 6, pp. 25-45, 2001.
- [14] P. Shi and V. Dragan, "Asymptotic \mathcal{H}_∞ control of singularly perturbed system with parametric uncertainties," *IEEE Trans. Automat. Contr.*, vol. 44, pp. 1738-1742, 1999.
- [15] P. V. Kokotovic, H. K. Khalil, and J. O'Reilly, *Singular Perturbation Methods in Control: Analysis and Design*, London: Academic Press, 1986.
- [16] S. K. Nguang and P. Shi, " \mathcal{H}_∞ fuzzy output feedback control design for nonlinear systems: An LMI approach," *Proc. IEEE Conf. Decision and Contr.*, pp. 4352-4357, 2001.
- [17] Z. X. Han and G. Feng, "State-feedback \mathcal{H}_∞ controller design of fuzzy dynamic system using LMI techniques," *Fuzzy-IEEE'98*, pp. 538-544, 1998.
- [18] K. Tanaka, T. Ikeda, and H. O. Wang, "Robust stabilization of a class of uncertain nonlinear systems via fuzzy control: Quadratic stability, \mathcal{H}_∞ control theory, and linear matrix inequality," *IEEE Trans. Fuzzy Syst.*, vol. 4, pp. 1-13, 1996.
- [19] H. O. Wang, K. Tanaka, and M. F. Griffin, "An approach to fuzzy control of nonlinear systems: Stability and design issues," *IEEE Trans. Fuzzy Syst.*, vol. 4, no. 1, pp. 14-23, 1996.
- [20] D. P. de Farias, J. C. Geromel, J. B. R. do Val, and O. L. V. Costa, "Output feedback control of Markov jump linear systems in continuous-time," *IEEE Trans. Automat. Contr.*, vol. 45, pp. 944-949, 2000.
- [21] S. K. Nguang and P. Shi, " \mathcal{H}_∞ fuzzy output feedback control design for nonlinear systems: An LMI approach," *IEEE Trans. Fuzzy Syst.*, vol. 11, pp. 331-340, 2003.
- [22] S. K. Nguang, "Robust nonlinear \mathcal{H}_∞ output feedback control," *IEEE Trans Automat. Contr.*, vol. 41, pp. 1003-1008, 1996.

- [23] W. Assawinchaichote and S. K. Nguang "Fuzzy control design for singularly perturbed nonlinear systems: An LMI approach," *ICAJET*, (Kota Kinabalu, Malaysia), pp. 146-151, 2002.
- [24] W. Assawinchaichote and S. K. Nguang, "Fuzzy observer-based controller design for singularly perturbed nonlinear systems: An LMI approach," *Proc. IEEE Conf. Decision and Contr.*, (Las Vegas), pp. 2165-2170, 2002.
- [25] P. Gahinet, A. Nemirovski, A.J. Laub, and M. Chilali, *LMI Control Toolbox - For Use with MATLAB*, MA: The MathWorks, Inc., 1995.
- [26] S. Boyd, L. El Ghaoui, E. Feron, and V. Balakrishnan, *Linear Matrix Inequalities in Systems and Control Theory*, vol. 15, Philadelphia: SIAM, 1994.
- [27] S. Mehta and J. Chiasson, "Nonlinear control of a series dc motor: Theory and experiment," *IEEE Trans. Ind. Electron.*, vol. 45, pp. 134-141, 1998.



Wudhichai Assawinchaichote received the B.Eng. (Hons) degree in Electronic Engineering from Assumption University, Bangkok, Thailand, in 1994; the M.S. degree in Electrical Engineering from the Pennsylvania State University (Main Campus), PA, USA, in 1997 and the Ph.D. degree with the Department of Electrical and Computer Engineering from the University of Auckland, New Zealand (2001-2004). He is currently working as a lecturer in the Department of Electronic and Telecommunication Engineering at King Mongkut's University of Technology Thonburi, Bangkok, Thailand. His research interests include fuzzy control, robust control and filtering, Markovian jump systems and singularly perturbed systems. He is a member of the IEEE.



Sing Kiong Nguang graduated (with first class honours) from the Department of Electrical and Computer Engineering of the University of Newcastle, Australia in 1992, and received the PhD degree from the same university in 1995. He is currently holding a senior lectureship in the Department of Electrical and Electronic Engineering of the University of Auckland, New Zealand. He has over 50 journal papers and over 30 conference papers/presentations on nonlinear control design, nonlinear H-infinity control systems, nonlinear time-delay systems, nonlinear sampled-data systems, biomedical systems modelling, fuzzy modelling and control, biological systems modelling and control, and food and bioproduct processing. He is currently serving as Associate Editor for IEEE Control System Society Conference Editor Board, and is a senior member of IEEE.