

Evaluation of NH₃-Slip from Diesel Vehicles Equipped with Selective Catalytic Reduction Systems by Neural Networks Approach

Mona Lisa M. Oliveira, Nara A. Policarpo, Ana Luiza B. P. Barros, Carla A. Silva

Abstract—Selective catalytic reduction systems for nitrogen oxides reduction by ammonia has been the chosen technology by most of diesel vehicle (i.e. bus and truck) manufacturers in Brazil, as also in Europe. Furthermore, at some conditions, over-stoichiometric ammonia availability is also needed that increases the NH₃ slips even more. Ammonia (NH₃) by this vehicle exhaust aftertreatment system provides a maximum efficiency of NO_x removal if a significant amount of NH₃ is stored on its catalyst surface. In the other words, the practice shows that slightly less than 100% of the NO_x conversion is usually targeted, so that the aqueous urea solution hydrolyzes to NH₃ via other species formation, under relatively low temperatures. This paper presents a model based on neural networks integrated with a road vehicle simulator that allows to estimate NH₃-slip emission factors for different driving conditions and patterns. The proposed model generates high NH₃slips which are not also limited in Brazil, but more efforts needed to be made to elucidate the contribution of vehicle-emitted NH₃ to the urban atmosphere.

Keywords—Ammonia slip, neural-network, vehicles emissions, SCR-NO_x.

I. INTRODUCTION

ROAD transportation has contributed to increase emissions of conventional air pollutants (i.e., NO_x – nitrogen oxides, HC - hydrocarbons, PM – particulate matter, NH₃) and, consequently, to the increase of problems associated with the environment and human health [1], [2]. For example, the vehicle fleet in Ceará state, Brazil, has grown 180% over the last ten years. Fortaleza city is the capital of the state of Ceará, and has the seventh largest vehicle fleet in the country (387 vehicles per 1,000 inhabitants). At present, the vehicle fleet in Fortaleza Metropolitan Area (FMA) accounts more than 1 million vehicles. Totally, 8.4% of them are fueled with diesel (today with 8% v/v of biodiesel into mineral diesel) and 16% of these diesel vehicles have been fitted with NO_x

aftertreatment systems since 2012 [3]-[5]. Although emission limits have become increasingly strict in the past years, road transport remains the most significant source of urban air pollution in Europe with respect to NO_x, HC, and PM [22]. Furthermore, the presence of oxygen molecule in biodiesel might cause an increase in combustion gas temperature, which leads to an increase in NO_x emissions, rising the flame temperature; this oxygen reacts with nitrogen and tends to form NO_x [5], [20].

The Selective Catalytic Reduction (SCR) systems for NO_x reduction by NH₃ has been the chosen technology by most of diesel-cycle bus and truck manufacturers in Brazil to meet the PROCONVE P7 [13] standards (EURO V equivalent). Significant NO_x reduction is required, which demands higher amounts of NH₃, increasing its probability to slip to the environment. Thus, more complex aftertreatment systems have been needed to prevent the NH₃-slip. Two forms of NH₃ could be used in SCR systems: (i) pure anhydrous NH₃, and (ii) aqueous NH₃. Anhydrous NH₃ is toxic, hazardous, and requires thick-shell, pressurized storage tanks and piping due to its high vapor pressure. Aqueous NH₃ is less hazardous and easier to handle. Therefore, emission of NO_x is reduced when introducing a reducing agent into the exhaust gases to convert NO_x into harmless nitrogen and water, over an SCR catalyst. The commercialized SCR catalysts used in heavy-duty vehicles are monoliths catalyst based in V₂O₅-WO₃-TiO₂ (vanadium pentoxide-tungsten trioxide-titanium dioxide) [5], [6]. The SCR catalytic formulation is coated on a ceramic or metallic catalyst support encased in a stainless steel cylinder. Both precious metal and base metals can be used for an exhaust temperature range of 230 °C to 430 °C. Due to its toxicity, a vanadium-based SCR catalyst is expected to be removed from the heavy-duty diesel market within few years. Almost all major heavy-duty vehicles manufacturers have decided to use this technology to meet the new emission legislation on NO_x emissions. This reaction usually requires a urea solution as a reducing agent (~32.5 % wt. urea), with brand names such as AdBlue® (in Europe) or Arla® (in Brazil).

The urea consumption can vary from 1 – 5% v/v relative to diesel fuel consumption (average consumption of aqueous NH₃ is about 0.1 liters per 100 kilometers). If the NH₃/urea introduced into the system does not match the NO_x to be converted, then there will be some NH₃ slip. In practice, slightly less than 100% of the NO_x conversion is usually targeted [7], [8], so that the aqueous urea solution hydrolyzes

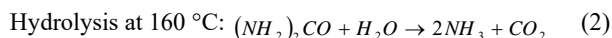
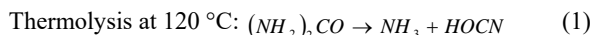
M. L. M Oliveira is with the State University of Ceará Applied Physical Sciences, Av. Dr. Silas Munguba 1700, Itaperi, Fortaleza – Ceará, Brazil CP: 60740-000 (corresponding author, phone: 55-85-3101-9904; fax: 55-85-3101 9970; e-mail: mona.lisa@uece.br).

N. A. Policarpo is with the State University of Ceará, Applied Physical Sciences, Av. Dr. Silas Munguba 1700, Itaperi, Fortaleza – Ceará, Brazil CP: 60740-000 (phone: 55-85-3101-9904; fax: 55-85-3101 9970; e-mail: npolicarpo@yahoo.com).

A. L. B. P. Barros is with the State University of Ceará, Computational Science, Av. Dr. Silas Munguba 1700, Itaperi, Fortaleza – Ceará, Brazil CP: 60740-000 (phone: 55-85-3101-9776; fax: 55-85-3101 9970; e-mail: analuiza@larces.uece.br).

C. A. Silva is with the FCUL- Department of Geographic, Geophysics and Energy Engineering. Researcher at IDL-Instituto Dom Luiz, Campo Grande, C.P. 1749-016; Lisboa. Portugal (e-mail: camsilva@fc.ul.pt).

to NH_3 , under relatively low temperatures (via formation of cyanic acid – HOCN), as shown in (1) and (2) [9]:



NH_3 -SCR provides a maximum efficiency of NO_x removal if a significant amount of NH_3 is stored on its catalyst surface. This could produce NH_3 desorption during high temperature lapses since it affects the catalyst storage capacity. Furthermore, in some conditions, over-stoichiometric NH_3 availability is also needed, which increases the NH_3 -slip even more. It should be noted that NH_3 is an aggressive gas to the eyes, skin, and respiratory trajectory. It has a maximum allowable concentration in air of 20 ppm. NH_3 can react with nitrate and sulphate in the exhaust gas and form respectively ammonium nitrate and sulphate that are emitted as secondary particles [10], [11].

The measurements also indicate that the NH_3 is a precursor of fine particles, or $\text{PM } 2.5 \mu\text{m}$, which deteriorates urban air quality, affects human health and impacts the global radiation budget since vehicles have been important sources of NH_3 in urban areas [2]. Experimental dynamometer NH_3 slippage has presented average values of 10 ppm and maximum values of 100 ppm, as reported in literature. The adoption of SCR

system by the addition of urea or NH_3 to diesel exhaust to meet NO_x emission standards could be also resulting in elevated NH_3 emissions from traffic. From this time, Carslaw and Rhys-Tyler [11] reported that NH_3 emissions in the United Kingdom are most important for older generation catalyst-equipped petrol vehicles and SCR-equipped buses [11]. More efforts are still needed to elucidate the contribution of vehicle-emitted NH_3 to the urban atmosphere. Thus, in this work, emission estimates were evaluated for mobile emissions of NH_3 -slip from diesel vehicles when these are equipped with SCR- NO_x . Neural networks have been used to model the system. A model based on neural networks integrated with a road vehicle simulator that allows to estimate NH_3 -slip emission factors for different powertrain configurations along different driving conditions was proposed.

II. METHODOLOGIES

The evaluation of NH_3 -slip from heavy-duty vehicles with SCR- NO_x systems using neural-networks was done according to a rigorous procedure well documented in literature [6], [9]. Accordingly, the evaluation of the NH_3 slip (in ppm or g/kWh) was carried out in a vehicle equipped with a SCR system under several traffic conditions, including one standard cycle as the Urban Dynamometer Driving Schedule - UDDS (Fig. 1) and real circuits measured both in Fortaleza-Brazil and Porto-Portugal cities (Fig. 2).

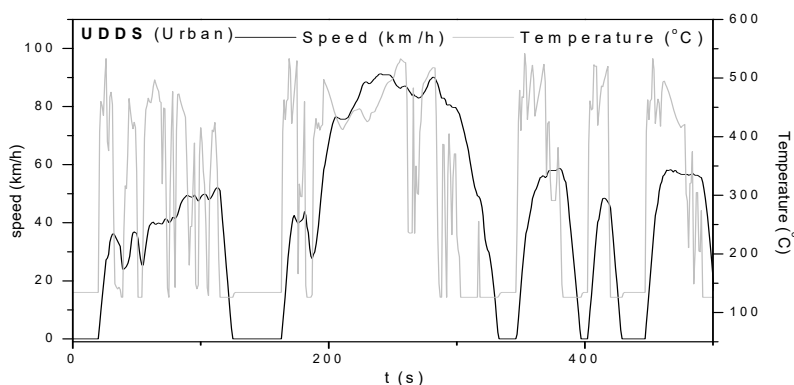


Fig. 1 Urban Dynamometer Driving Schedule (UDDS) driving cycle

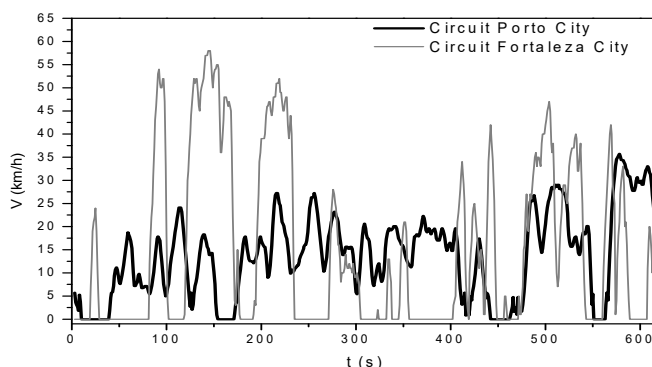


Fig. 2 Real driving cycle measured in Fortaleza and Porto cities

A. Emissions Regulations for Diesel Vehicles

In Brazil, Euro V standard was fully applied in January 2012, setting new upper bounds for heavy duty vehicles. Therefore, the SCR system for NO_x reduction by nitrogen compounds, such as NH₃ or urea, commonly referred to as simply “SCR”, has been developed for and well proven in industrial stationary applications. NO_x maximum emissions are specially restricted, which leads to work under over-stoichiometric NH₃ conditions. It increases the chances for NH₃ to slip, requiring an assessment of NH₃-slip when it does not have an exact catalyst to mitigate this exhaust gas. Euro V engines have had 60% lower NO_x emissions. At present, the actual European standard is the Euro VI. This fact has driven to new emission standards, forcing a reduction of 2 g/kWh in

NO_x emissions for heavy-Duty Diesel vehicles, as well as in Brazil [12]-[14].

B. Diesel Fleet Emissions: Fortaleza Metropolitan Area

In 2015, the total fleet of heavy-duty diesel trucks in FMA was more than 5,000 vehicles, 78% of which Fortaleza alone accounted. Only 16% of this fleet was fitted with SCR-NO_x systems as of 2012 [4]. This fact might reflect directly on the reduction of NO_x and PM emissions for this category, as shown in Fortaleza in Figs. 1 and 2 for NO_x in 2010 and 2015, respectively. The emission decreases in recent years have been affected due to the introduction of aftertreatment systems into exhaust gases, as well as, the better quality of fuels [6], [15].

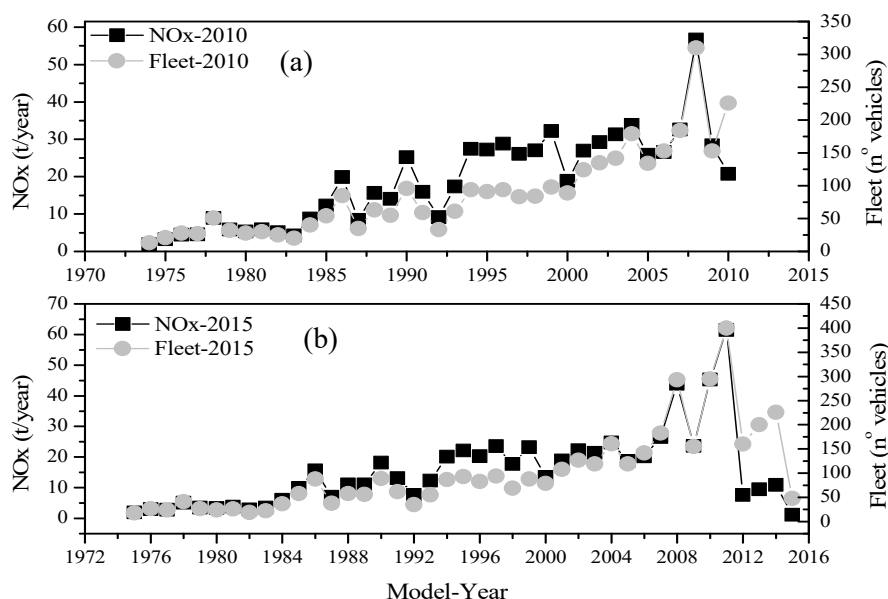


Fig. 3 NO_x emissions and diesel vehicular fleet vs. model-year for the Fortaleza city/Brazil: (a) for year 2010 and (b) for year 2015

C. NH₃-slip by ANN Approach and ADVISOR Integration

The ANN was developed using the experimental dataset from typical exhaust gas characteristics of Diesel engines. The ANN was successfully trained accordingly to experimental data in SCR-NO_x systems in order to predict transient changes in NO_x emissions level in Diesel vehicle for operating conditions according to loads/engine speeds observed in driving cycles. NH₃ slippage heavy-duty vehicles along the standardized (UDDS) driving cycles and real measured driving cycle (in Fortaleza and Porto Cities), according to the model presented by Oliveira et al. [6]. Moreover, it was compared the performance of the other SCR catalysts investigated for UDDS and real driving cycle.

In this research, it was also used ADVISOR Version 2002, ran in the MATLAB[®] environment with Simulink, which is publicly available. ADVISOR does not cover any SCR-NO_x model [6], [16], [17].

ADVISOR integration was available to ANN as an important simulation tool to evaluate the performance of

vehicles equipped with SCR systems that use other catalysts, as well as possible to study the NH₃-slip in driving cycles for Diesel vehicles. The relevant seven inputs were considered for the NH₃-slip output: space velocity (SV, h⁻¹), exhaust gas temperature (T, °C), oxygen concentration (O₂, v/v%), water concentration (H₂O, v/v%), sulphur dioxide concentration (SO₂, ppm), NO_x concentration (ppm), NH₃ concentration initial (NH₃, ppm) (Fig. 4). The stochastic back propagation with the Levenberg-Marquardt algorithm (MATLAB[®]) was used to train the network [6], [9].

The SCR ANN was tested using 15% of data points measured by Oliveira et al. [6]. The other 85% of data (600 experimental points for each catalyst teste) were used to train and to validate several Network. The model is continuously updated with actual component test data from users and university validation efforts. It is flexible enough to model specific components and vehicle configurations for the needs of most users [21]. Taking all this into account, ADVISORs integration with the available ANN is an important simulation

tool to evaluate the performance of the vehicles equipped with NH₃-slip in driving cycles. SCR system. Thus, it was possible to study the emissions




Fig. 4 (a) ANN architecture of the SCR model to NH₃-Slip and (b) ADVISOR integration tools

III. RESULTS AND DISCUSSION

The correlation coefficients (R²) between measured data and test, training and validation data are always higher than 0.70. This indicates that the developed ANN-based model can make good predictions of NH₃-slip on SCR systems for a Diesel vehicle. These R² values show a good adequacy of the developed mathematical correlations, for all studied catalysts (Table I), as reported by Oliveira et al. [6], [9] for % NOx conversion.

Simulated and measured data tests for NH₃ slippage, for all studied catalysts, are presented in Fig. 5. Generalization performance is reasonable, indicating confidence in the training results and produced fairly accurate forecasts.

TABLE I
R² VALUE FOR THE TEST, TRAINING AND VALIDATION DATA

Correlation coefficients (R ²)		Catalyst	NH ₃ - Slip
Test		CATCO	0.80
		FeZSM5	0.72
		CuZSM5	0.80
Training		CATCO	0.82
		FeZSM5	0.76
		CuZSM5	0.90
Validation		CATCO	0.80
		FeZSM5	0.72
		CuZSM5	0.70

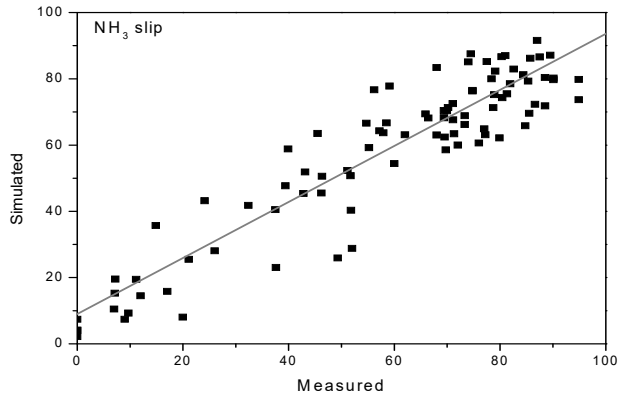


Fig. 5 Simulated and measured data for the test values of NH_3 -slip for commercial catalyst (CATCO)

Emissions from diesel vehicles also can be expressed in grams of pollutant per unit of travelled distance (g/km) or

ppm. Thus, NH_3 -slip (ppm) data after the SCR system and the exhaust gas temperature are obtained for all the studied catalysts for UDDS driving cycle for heavy-duty vehicle. For all catalysts used in this study, a significant concentration of NH_3 -slip during a sample (500 s) for real circuit measured is shown in the Figures below. The maximum NH_3 -slip concentration was estimated, approximately, 700 ppm for catalyst based in ZSM5 zeolite. Similar results were obtained for the remaining cycles and are summarized by Suarez-Bertoa et al. [2]. For all catalysts, a significant concentration of NH_3 -slip during a sample of 500 s for real circuit is shown in Figs. 6 and 7.

The minimum NH_3 slip concentration was estimated, below 100 ppm for CATCO, while FeZSM5 catalyst exhibited 250 ppm of NH_3 slippage. CuZSM5 catalyst showed maximum value up to 550 ppm. Similar results were obtained by Suarez-Bertoa et al. [2].

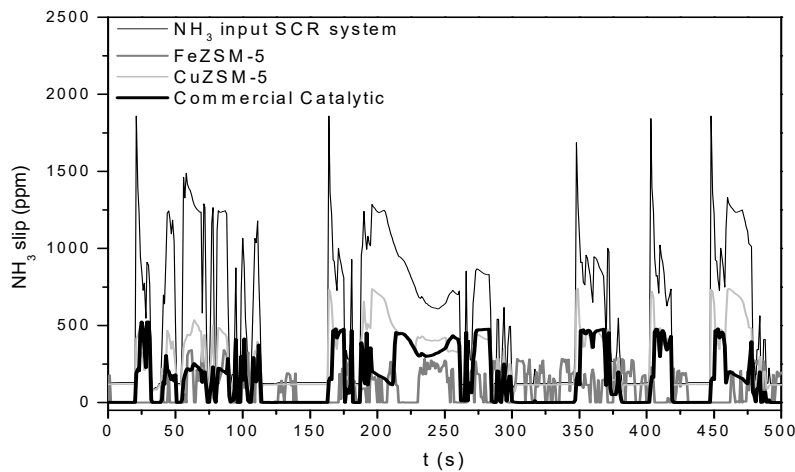


Fig. 6 Porto city real measured cycle when used in heavy-duty vehicle for NH_3 -slip for metal-zeolite and commercial catalyst

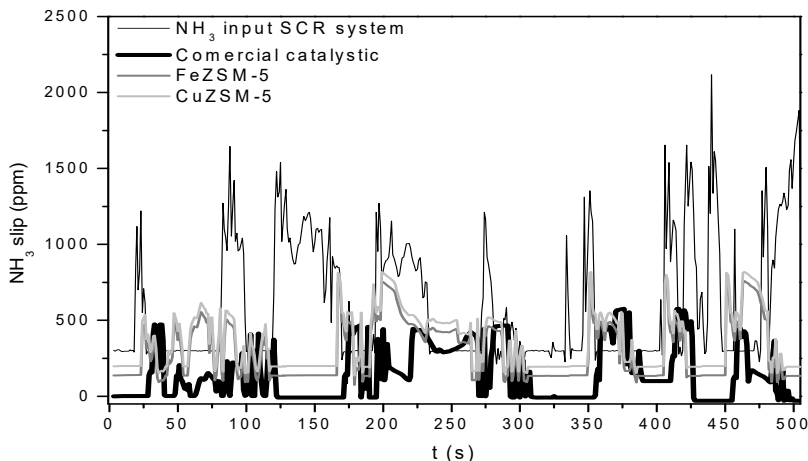


Fig. 7 Fortaleza city real measured cycle when used in heavy-duty vehicle for NH_3 -slip for metal-zeolite and commercial catalyst

In the Porto cycle research, it was obtained a 100 ppm average and a maximum value of 500 ppm of NH_3 that passed

through the SCR without reaction. It is noteworthy that the Fortaleza circuit shows slightly less than this value. At low exhaust temperatures, catalyst activity also falls sharply. This zeolite catalysts' behaviour could be explained not only by the support characteristics (i.e. acidity, framework structure, Si/Al ratio), but also by the metal ion-exchange. Consequently, this integration and simulation demonstrated to be a potential application tool in the development of emissions control strategies and emissions compliance or in the driving cycle test or real circuit validation of diesel vehicles. Fe-zeolites seem to be the best candidates for CATCO replacement. They reveal lower values of NH₃ slip tailpipe emissions.

In general, the results of the research show that the correlations obtained with ANN integrated with a road vehicle simulator, produce average NH₃ slippage results for commercial vanadium based catalyst consistent with experimental data and can be one more powerful tool for SCR simulation of diesel vehicles equipped with advanced after treatment systems, also studied by Faghihi and Shamekhi [18].

Emissions for diesel vehicles from NH₃-slip are shown in Table II by grams of pollutant per unit of travelled distance. It is also assumed the average of % NO conversion for all catalysts studied to present UDDS standard and real circuit cycles.

TABLE II
PERFORMANCE OF THE SCR SYSTEM AND NH₃-SLIP FOR HEAVY-DUTY DIESEL VEHICLE

Catalyst	Cycles Driving	% NO Conversion Average	NH ₃ -slip (g/km) Average
	UDDS	89.5	2.29
CATCO ⁽¹⁾	Real Urban Circuit of Fortaleza city	87.3	2.62
	Real Urban Circuit of Porto city	83.7	2.97
	UDDS	77.7	2.30
FeZSM5 ⁽²⁾	Real Urban Circuit of Fortaleza city	72.5	3.03
	Real Urban Circuit of Porto city	70.1	4.12
	UDDS	27.0	4.10
CuZSM5 ⁽³⁾	Real Urban Circuit of Fortaleza city	25.6	5.07
	Real Urban Circuit of Porto city	23.0	6.40

⁽¹⁾ Commercial catalyst, ⁽²⁾ iron zeolite catalyst and ⁽³⁾ copper zeolite catalyst

These driving cycles were used in the present work because contrasting with the remaining cycles, they are very demanding in terms of accelerations rates, low average speed, aggressive topography and ambient temperature [19]. Complementing, these results show the performance of the SCR systems concerning the NH₃-slip (g/km) for the remaining (non-homologation) driving cycle simulated. Moreover, the remaining catalysts exhibited high NH₃-slip. Some authors have attributed this difference of behavior to characteristics of catalysts in function of temperature or probably to the reach of the maximum absorption limit of NH₃ and characteristic of the real circuit presented, as shown in both Fortaleza circuit (2.62-5.07 g/km) and Porto circuit (2.97-6.40 g/km) tested. The performance of SCR systems can

be improved with thermal management to increase exhaust temperatures [20]. Start-stop systems are also effective at keeping the SCR system warm by avoiding the cooler exhaust temperature of idling conditions [7], [9], [16].

IV. CONCLUSION

The Euro V standard fixes the maximum levels of NO_x released by heavy duty vehicles and it was being fully applied in Europe since January 2012, while the Brazilian equivalent regulation was established only in January 2014. NO_x emission is especially further restricted, which needs more severe urea injection in order to let the NH₃-SCR storing significant amount of NH₃ for NO_x reduction. In general, the results of the research show that the correlations obtained with ANN integrated with a road vehicle simulator produce average NH₃ slippage results for commercial vanadium based catalyst consistent with experimental data and can be one more powerful tool for SCR simulation of diesel vehicles equipped with advanced after treatment systems. The minimum NH₃ slip concentration was estimated; below 100 ppm for commercial catalytic and FeZSM5 zeolite catalytic exhibited 250 ppm NH₃-slip, while CuZSM5 showed maximum value up to 550 ppm. Similar results were obtained for the remaining tests.

ACKNOWLEDGMENT

Authors are highly thankful to CAPES – Brazilian Federal Agency for Support and Evaluation of Graduate Education within the Ministry of Education of Brazil and National Council for Scientific and Technological Development (CNPq) by financial support of scholarship. Also acknowledges catalysis laboratory research team of University of Málaga, Spain. Thanks also to the Portuguese Science and Technology Foundation (FCT), by the Instituto Dom Luiz project UID/GEO/50019/2013.

REFERENCES

- [1] C. D. R. Souza, S. D. Silva, M. A. V. Silva, M. A. D'Agosto, A. P. Barboza, "Inventory of conventional air pollutants emissions from road transportation for the state of Rio de Janeiro". *Energy Policy*, vol. 53, pp. 125-135, 2013.
- [2] R. Suarez-Bertoa, P. Mendoza-Villafuerte, F. Riccobono, M. Vojtisek, M. Pechout, A. Perujo, C. Astorga, "On-road measurement of NH₃ emissions from gasoline and diesel passenger cars during real world driving conditions". *Atmospheric Environment*, vol. 166, pp. 488-497, 2017.
- [3] DENATRAN – Departamento Nacional de Trânsito (National Department of Traffic), 2016. Frota de Veículos – 2016 (Vehicle Fleet - 2016). Brazil. Available at: <http://www.denatran.gov.br/index.php/estatistica/261-frota-2016> (accessed on: Jul.2017).
- [4] H. Dias, B. V. Bertoncini, M. L. M., Oliveira, S. A. Cavalcante, E. Lima, "Analysis of Emission Models Integrated with Traffic Models for Freight Transportation Study in Urban Areas". *International Journal of Environmental Technology and Management*, vol. 20, pp. 60, 2017.
- [5] M. L. M., Oliveira, C. M., Silva, R. Moreno-Tost, T. L. Farias, A. Jiménez-López, E. Rodríguez-Castellón, "Modelling of NO_x emission factors from heavy and light-duty vehicles equipped with advanced aftertreatment systems". *Energy Conversion and Management*, vol. 52, pp. 2945-2951, 2011.
- [6] C. M. Silva, G. A. Gonçalo, T. L. Farias, J. M. Mendes-Lopes, "A Tank-to-Wheel Analysis Tool for Energy and Emissions Studies in Road Vehicles". *Journal Science for the Total Environment*, vol. 367, pp.

- 441-447, 2006.
- [7] Franco, V., Posada Sanches, F., German, J. & Mock, P. "Real-world exhaust emissions from modern diesel cars, Part 2" (Tech. Report: The International Council on Clean Transportation, www.theicct.org, Washington, DC, 2014).
- [8] M. L. M. de Oliveira, C. M. Silva, R. Moreno-Tost, T. L. Farias, A. Jiménez-López, E. Rodríguez-Castellón, "A Study of Copper Exchanged Mordenite Natural And ZSM-5 Zeolites as SCR-NO_x Catalysts for Diesel Road Vehicles: Simulation by Neural Networks Approach". *Applied Catalysis B: Environmental*, vol. 3-4, pp. 420-429, 2009.
- [9] USEPA, 2004. National Emission Inventory – Ammonia Emissions from Animal Husbandry – Draft Report. US Environmental Protection Agency, Washington, D.C. Jan. 30, 2004.
- [10] Reche, C., Viana, M., Karanasiou, A., Cusack, M., Alastuey, A., Artiñano, B., Revuelta, M.A., López-Mahía, P., Blanco-Heras, G., Rodríguez, S., Sánchez de la Campa, A.M., FernándezCamacho, R., González-Castanedo, Y., Mantilla, E., Tang, Y.S., Querol, X., 2015. Urban NH₃ levels and sources in six major Spanish cities. *Chemosphere* 119, 769-777.
- [11] D. C. Carslaw, G. Rhys-Tyler, "New insights from comprehensive on-road measurement of NO_x, NO₂, and NH₃ from vehicle emission remote sensing in London, UK". *Atmospheric Environment*, vol. 81, pp. 339-347, 2013.
- [12] DieselNet, 2016. Emission Standards. Summary of worldwide engine emission standards. Available at: <https://www.dieselnet.com/standards/#eu> (accessed on: Oct. /20/2017).
- [13] http://www.mma.gov.br/estruturas/163/_arquivos/proconve_163.pdf, access. in nov. (2017).
- [14] D. R. Cassiano, J. Ribau, F. S. A. Cavalcante, M. L. M. Oliveira, C. M. Silva, "On-board monitoring and simulation of flex fuel vehicles in Brazil". *Transportation Research Procedia*, vol. 14, pp. 3129-3138, 2016.
- [15] K. Wipke, M. Cuddy, S. Burch, "ADVISOR 2.1: A User Friendly Advanced Powertrain Simulation Using a Combined Backward/Forward Approach". *IEEE Transactions on Vehicular Technology*, vol. 48, pp. 1751, 1999.
- [16] E. M. Faghihi, A.H. Shamekhi, "Development of a neural network model for selective catalytic reduction (SCR) catalytic converter and ammonia dosing optimization using multi objective genetic algorithm". *Chemical Engineering Journal*, vol. 165, pp. 508-516, 2010.
- [17] G. A. Gonçalves, T. L. Farias, C. M. Silva, "Comparison of Diesel and Natural Gas Urban Buses Energy Efficiency and Environmental Performance". *Clean Air*, pp. 27-30, 2005.
- [18] V. Franco, F. P. Sánchez, J. German, P. Mock, "Real-World Exhaust Emissions from Modern Diesel Cars". 2014 International Council on Clean Transportation. Access in September of the 2017 <http://www.theicct.org/>.
- [19] T. J. Wallington, J. L. Sullivan, M. D. Hurley. "Emissions of CO₂, CO, NO_x, HC, PM, HFC-134a, N₂O and CH₄ from the global light duty vehicle fleet". *Meteorologische Zeitschrift*, Vol. 17, No. 2, 109-116 (2008).
- [20] A. D., B. K. Mandal. "Biodiesel Production and its Emissions and Performance: A Review". *International Journal of Scientific & Engineering Research*, Vol. 3, Issue 6, (2012).
- [21] EERE Information Center. • www.eere.energy.gov, access. in Nov. 2017.
- [22] C. A. Alves, A. I. Calvo, D. J. Lopes, T. Nunes, A. Charron, M. Goriaux, P. Tassel, and P. Perret. Emissions of Euro 3-5 Passenger Cars Measured Over Different Driving Cycles. World Academy of Science, Engineering and Technology International Journal of Environmental and Ecological Engineering Vol:7, No:6, 2013.