

Design and Analysis of a New Dual-Band Microstrip Fractal Antenna

I. Zahraoui, J. Terhzaz, A. Errkik, El. H. Abdelmounim, A. Tajmouati, L. Abdellaoui, N. Ababssi, M. Latrach

Abstract—This paper presents a novel design of a microstrip fractal antenna based on the use of Sierpinski triangle shape, it's designed and simulated by using FR4 substrate in the operating frequency bands (GPS, WiMAX), the design is a fractal antenna with a modified ground structure. The proposed antenna is simulated and validated by using CST Microwave Studio Software, the simulated results presents good performances in term of radiation pattern and matching input impedance.

Keywords—Dual-band antenna, Fractal antenna, GPS band, Modified ground structure, Sierpinski triangle, WiMAX band.

I. INTRODUCTION

WITH the development of the modern wireless communications, such as global system for mobile communication (GSM), global position system (GPS) and Worldwide Interoperability for Microwave Access (WiMAX), there is an increasing requirement for antennas having low profile, simple design, small size and multi-bands [1]–[6]. The antennas having small size are required for mobile phone applications and wireless integrated systems. Among the techniques used to design a multi band antenna, such as the combination of several radiating elements [7]–[11], the use of some common antennas like PIFA [12]–[15] and antennas using fractal techniques [16]–[19]. For this work we have used the fractal technique based on Sierpinski shape. This antenna is optimized and simulated by using CST-Microwave studio. The fractal shape is associated to a partial defected ground structure, which will permit to reach a multi band behavior. A fractal is a rough or fragmented geometric shape that can be subdivided in parts, each of which is a reduced-size copy of the whole. Fractals are generally self-similar and independent of scale. There are many mathematics structures that are fractal:

- Sierpinski gasket
- Cantor's comb
- Von Koch's curve

The geometry of fractal is important because the effective length of the fractal antennas can be increased while keeping the same total area. The shape of the fractal antenna can be

formed by an iterative mathematical process, called as iterative function systems IFS.

There are many fractal geometries that have been found to be useful in developing new and innovative design for antennas. For example we have the different shapes presented in Figs. 1-4:

- Sierpinski gasket

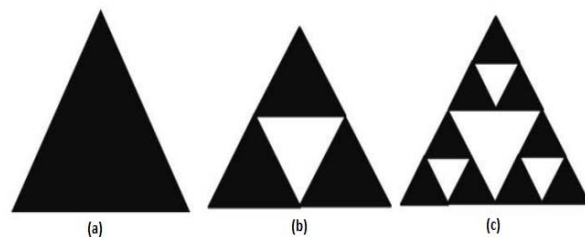


Fig. 1 Generation of Gasket geometry [20]

- Sierpinski carpet

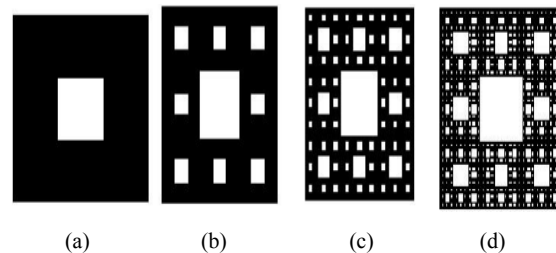


Fig. 2 Generation of Carpet geometry [21]

- Koch curves



Fig. 3 Generation of Koch curve geometry [22]

I. Zahraoui and A. Errkik are with LITEN Laboratory, FST of Settat Hassan 1st University-Morocco (e-mail: zahraoui.issam84@gmail.com, ahmed.errkik@uhp.ac.ma).

EL. H. Abdelmounim is with ASIT Laboratory, FST of Settat Hassan 1st University – Morocco (e-mail: abdelmou@hotmail.com).

J. Terhzaz, A. Tajmouati, L. Abdellaoui, N. Ababssi are with LITEN Laboratory, FST of Settat Hassan 1st University-Morocco.

M. Latrach is with Microwave group, ESEO, Angers France.

- The cantor set geometry

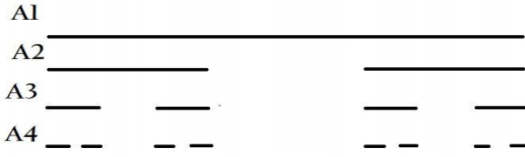


Fig. 4 Generation of Cantor Set geometry [23]

After studying the theory and different fractal shapes, we have developed and validated into simulation a new microstrip fractal multi band antenna. The proposed antenna is compact, easy to be fabricated and presents good performances concerning the radiation pattern and matching input impedance for all intended operating frequency bands.

II. ANTENNA DESIGN AND SIMULATION RESULTS

The Sierpinski is the one of the mathematician who has proposed the Sierpinski triangle at 1961 [24]. Fig. 5 presents the proposed Sierpinski triangle multiband antenna with different scale factors ($\delta_1=h_1/h_2$, $\delta_2=h_2/h_3$ and $\delta_3=h_3/h_4$) as mentioned in [25]:

$$d = h_n / h_{n+1} \quad (1)$$

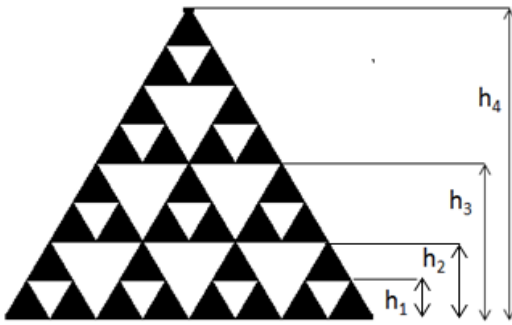


Fig. 5 Geometry of Sierpinski

where n is the iteration number and h is the height of the triangle.

The antenna design is based on the use of this Sierpinski configuration, for the substrate we have used FR4, with 1.6mm as a thickness, 4.4 for the relative dielectric constant and 0.025 for the loss tangent. The antenna is composed from the radiator associated to a modified ground. As we can see in Fig. 6, the different optimized slots permit to reach the desired frequency bands and to have multi band behavior. The antenna is fed by a 50 Ohm microstrip line, the total area of the whole circuit are 55X 50 mm².

After many series of optimizations by using CST Microwave Studio, we have validated into simulation the proposed antenna structure depicted in Fig. 7. The different dimensions are presented in Table I. We can conclude that the first resonant mode occurs at the frequency of 1.58 GHz, that can match to the GPS band and the second resonant mode

occurs at the frequency of 3.52 GHz with a bandwidth (3.5-3.55 GHz), and the third resonant occurs at 5.6GHz with bandwidth (5.45-5.70GHz), which tends to the WiMAX band.

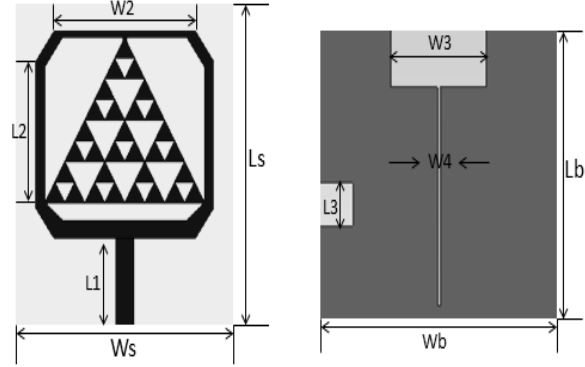


Fig. 6 Geometry of the proposed antenna with the modified GND

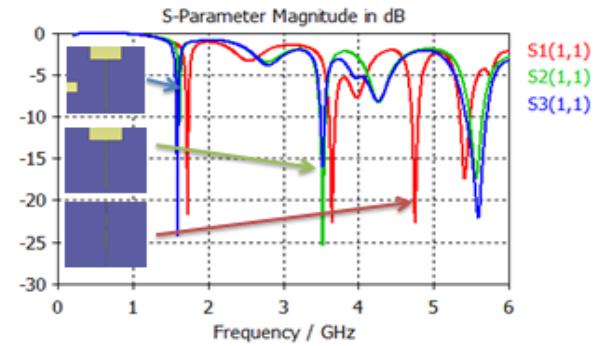
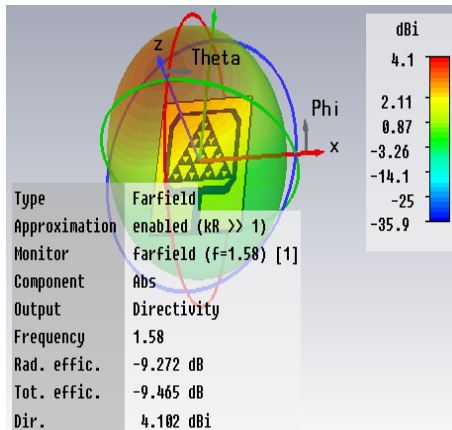


Fig. 7 Return loss versus frequency for different ground configurations

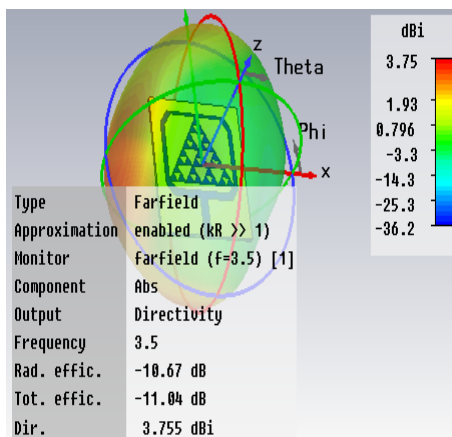
TABLE I
DIMENSION OF THE PROPOSED ANTENNA (UNIT: MM)

Parameter	Value
Ls	55
Ws	50
Lb	55
Wb	50
L1	15
L2	25
L3	8
W2	32
W3	20
W4	0.5

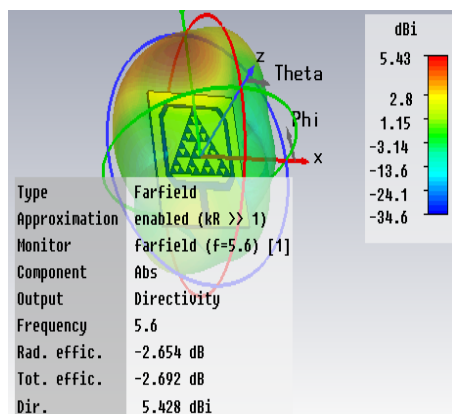
The simulated antenna radiation patterns for the three resonant frequencies are shown in Figs. 8 (a), (b) and (c) respectively.



(a)



(b)



(c)

Fig. 8 3D radiation pattern of the proposed antenna (a) @ 1.58 GHz (b) @ 3.5 GHz (c) @ 5.6 GHz

II. CONCLUSION

In this paper, a multiband microstrip antenna based on a fractal configuration with a modified ground integrating optimized slots, has been proposed and optimized for GPS and WiMAX applications. The antenna exhibits good

performances and good matching input impedance at, 1.58, 3.5 and 5.6GHz. The antenna is low cost, compact, and exhibits moderate gain and stable radiation patterns which make it suitable for multiband wireless applications. This antenna has been validated into simulation by using CST Microwave studio, the entire area of this antenna is $50 \times 55 \text{ mm}^2$. The different steps followed to design such antenna can be followed to match this structure to others operating frequency bands.

ACKNOWLEDGMENT

We have to thank Mr. Mohamed Latrach Professor in ESEO, engineering institute in Angers, France, for allowing us to use all the equipments and software available in his laboratory.

REFERENCES

- [1] C.G. Permana, A. Munir, "Printed multiband antenna for mobile and wireless communications," IEEE Trans. Antennas Propagat, pp. 236 - 240, 2011.
- [2] D. M. Pozar and D. H. Schaubert, "The Analysis and Design of Microstrip Antennas and Arrays," IEEE Press, 1995.
- [3] R. R. Ramirez and F. DeFlaviis, "Triangular microstrip patch antennas for dual mode 802.11a,b WLAN applications," Proceedings of the 2001 IEEE AP-S International Symposium and USNC/URSI National Radio Science Meeting, vol. 4, pp.44-47, San Antonio, Texas, June 16-21, 2002.
- [4] D. Nashaat, H. A. Elsadek, E. Abdallah, H. Elhenawy, M. F. Iskander, "Enhancement of ultra-wide bandwidth of microstrip monopole antenna by using metamaterial structures," IEEE Antennas and Propagation Society International Symposium, pp. 1-4, 2009.
- [5] S. Chih-Ming, C. Wen-Shyang, Kin-Lu Wong, "Metal-plate shorted T-shaped monopole for internal laptop antenna for 2.4/5 GHz WLAN operation," IEEE Antennas and Propagation Society International Symposium, Vol 2, pp. 1943 - 1946, 2004.
- [6] C.-I. Lin and K.-L. Wong, "Internal meandered loop antenna for multiband mobile phone with the user's hand," IEEE Trans. antennas propag., vol. 58, pp. 3572-3575, June 2007.
- [7] Hsien-Wen Liu Chia-Hao Ku, and Chang-Fa Yang,, "Novel CPW-fed Planar Monopole Antenna for WiMAX/WLAN Applications," IEEE Antennas and Wireless Propagation Letter, vol.9, pp.240-243, 2010.
- [8] Chia-Yang Mo and Jui-Ching Cheng, "A Novel Tri-band Dual-port Coplanar Waveguide-Fed Slot Loop Antenna for WLAN and WiMAX Applications," IEEE Asia Pacific Microwave Conference, pp. 1-4, 2008.
- [9] Ying-Xin Guo, Irene Ang., and M. Y. W. Chia, "Compact Internal Multiband Antennas for Mobile Handsets," IEEE Antennas and Wireless Propagation Letters", vol.2, pp143-146, 2003.
- [10] Alkanhal, M. and A. F. Sheta, "A novel dual-band reconfigurable square-ring microstrip antenna," Progress In Electromagnetics Research, PIER 70, pp 337-349, 2007.
- [11] Ren, W., "Compact dual-band slot antenna for 2.4/5 GHz WLAN applications," Progress In Electromagnetics Research B, Vol. 8, pp 319-327, 2008
- [12] D. Liu and B. Gaucher, "Performance Analysis of Inverted-F and Slot Antennas for WLAN Applications," in Proceedings of the 2003 IEEE AP-S International Symposium and USNC/URSI National Radio Science Meeting, vol. 2, pp.14-17, Columbus, Ohio, June 23-27, 2003.
- [13] C. R. Rowell and R. D. Murch, "A capacitively loaded PIFA for compact mobile telephone handsets," IEEE Trans. Antennas Propagat., vol. 45, pp. 837-842, May 1997.
- [14] M. Napitupulu and A. Munir, "Compact dual band inverted-F antenna for 2.3GHz and 3.3GHz WiMAX application," 4th Indonesia Japan Joint Scientific Symposium (IJSS) 2010 Proc., Bali, Indonesia, Sep. 2010.
- [15] Nemaï Chandra Kamakar, "Shorting Strap Tunable Single Feed Dual-Band Stacked Patch PIFA", IEEE Antennas and Wireless Propagation Letters", vol.2, pp68-71, 2003.
- [16] C. Puente, M. Navarro, J. Romeu, and R. Pous, "Variation on the fractal Sierpinski antenna flare angle," IEEE Int. Symp. Antennas Propagat., pp. 2340-2343, June 1998.

- [17] C. Puente, C. Borja, M. Navarro, and J. Romeu, "An iterative model for fractal antenna: application to the Sierpinski gasket antenna," *IEEE Trans. Antennas Propagat.*, vol. 48, pp. 713-719, May, 2000.
- [18] N.Kingsley, D. E. Anagnostou, M. Tentzeris and J. Papapolymerou, "RF MEMS sequentially reconfigurable Sierpinski antenna on a flexible organic substrate with novel DC-biasing technique," *IEEE Asia Pacific Microwave Conference*, pp. 1-4, 2008.
- [19] Y. K. Choukiker, S. K. Behera, "CPW-Fed Compact Multiband Sierpinski Triangle Antenna," *IEEE Antennas and Wireless Propagation Letter*, pp. 1-3, 2010.
- [20] C.P. Baliarda, C.B. Borau, M.N. Rodero, J.R.Robert, "Iterative Model for Fractal Antennas:Application to the Sierpinski Gasket Antenna," *IEEE Antennas and Wireless Propagation Letter*,VOL. 48, NO. 5, MAY 2000.
- [21] D.S.Sagne, R.S. Batra, P.L Zade, "Design of modified geometry Sierpinski carpet fractalantenna array for wireless communication ," *IEEE Antennas and Wireless Propagation Letters* , pp. 435-439, 2013.
- [22] A. Ismahayati, P.J Soh,R.Hadibah,G.A.E Vandenbosch. "Design and Analysis of a Multiband Koch Fractal Monopole Antenna" *IEEE Antennas and Wireless Propagation Letter*, pp. 58-62, 2011.
- [23] Y. S. Li, X. D. Yang, C. Y. Liu, and T. Jiang. "Analysis and investigation of a cantor set fractal UWB antenna with a notch-band characteristic." *Progress In Electromagnetics Research B*, Vol. 33, pp. 99-114, 2011.
- [24] H.Jones, , et al, "Fractals and chaos," A.J.Crilly, R.A.Earnshaw, and H.Jones, Eds., Springer-Verleg., Newyork , 1990.
- [25] Song C.T.P., Hall P.S., Ghafouri-Shiraz h, " Perturbed Sierpinski multiband fractal antenna with improved feeding technique," *IEEE Antennas and Wireless Propagation Letters*, vol. 51, pp. 1011-1017 , 2003.