

Average Switching Thresholds and Average Throughput for Adaptive Modulation using Markov Model

Essam S. Altubaishi

Abstract— The motivation for adaptive modulation and coding is to adjust the method of transmission to ensure that the maximum efficiency is achieved over the link at all times. The receiver estimates the channel quality and reports it back to the transmitter. The transmitter then maps the reported quality into a link mode. This mapping however, is not a one-to-one mapping. In this paper we investigate a method for selecting the proper modulation scheme. This method can dynamically adapt the mapping of the Signal-to-Noise Ratio (SNR) into a link mode. It enables the use of the right modulation scheme irrespective of changes in the channel conditions by incorporating errors in the received data. We propose a Markov model for this method, and use it to derive the average switching thresholds and the average throughput. We show that the average throughput of this method outperforms the conventional threshold method.

Keywords—Adaptive modulation and coding, CDMA, Markov model.

I. INTRODUCTION

NEW cellular communication systems (e.g., third generation and beyond), are characterized by supporting different services. These services require high quality, high speed, and high flexibility as well as temporary and spatial control of traffic under severe fading environments, the so-called conventional system design concept will be insufficient. Providing a wide range of multimedia services, over wireless networks would need a different network design, centered on a packet-switched architecture, and a new set of power and bandwidth allocation algorithms. This new system must allocate network resources according to the benefit that each user would receive, considering the type of service required.

The most important factors that influence capacity in Code Division Multiple Access (CDMA) system are the target SIR, transmission rate, channel activity, and number of users. Note that in [1], the authors report that for outage probability of 5 percent, users can be doubled when the activity is decreased from 1 to 0.5. Moreover, the lower the transmission rate, the higher the number of users admitted in the system. Accurate and fast power control can compensate for bad radio channel conditions and keep the received SNR above the target level. However, in a bad radio link, the source can transmit with high power levels, causing extensive interference to other

users. Therefore, another option is needed to compensate during the bad radio channel. One possibility is to limit the maximum transmit power, and reduce the transmission rate, this is investigated in [2]. Another concept in transmission rate control is to relate the rate to the measured SNR. It can be assumed that there exists a one to one relation between rate and SNR for a given BER target. In CDMA systems, the transmission rate can be controlled by using adaptive modulation and coding (AMC), which is a promising method for high data rate access.

In [3], modulation and power control are combined to achieve a specified range of packet error rate for real time applications. Another paper investigates the joint optimization of modulation and power in cellular systems [4]. It is shown that a large gain can be achieved using adaptive modulation. In [5], a variable-power variable-rate modulation scheme using M-ary Quadrature Amplitude Modulation (MQAM) is proposed. It is shown that the proposed technique outperforms the variable-rate fixed-power modulation. However, the effect of peak power constraint is not addressed in this work. A similar concept based on adaptation technique [6], where the peak power is limited, has been proposed. The results show that there is a small loss in spectral efficiency as compared to unconstrained case.

The channel capacity of various adaptive transmission techniques is evaluated in [7]. The performance of these techniques is also investigated in conjunction with space diversity. The presented results show that using adaptive transmission techniques and space diversity can improve the spectral efficiency for a fading channel. It is also found that when the transmission rate is varied continuously according to the channel condition, adapting the transmit power at the same time has minimal effect.

As a mean of supporting multiple rates, a trellis-coded modulation has drawn some interest [8-11]. A variable rate adaptive trellis-coded QAM is discussed in [8]. An adaptive modulation and coding scheme is proposed in [9]. This technique puts a trellis code on top of the uncoded modulation. Simulation results show that, an effective coding gain can be obtained. In [11], adaptive coded modulation is applied to a model of urban microcellular network. Results show that the adaptive modulation and coding scheme that utilizes a set of trellis codes provide significant advantages

Essam S. Altubaishi is with the Department of Electrical Engineering, King Saud University, Saudi Arabia (e-mail: etubashi@ksu.edu.sa).

over a traditional non-adaptive coded modulation scheme in terms of the average spectral efficiency and decoding delay.

In such systems as High Data Rate (HDR), also known as 1xEV-DO [12,13] or High Speed Downlink Packet Access (HSDPA) [14,15], AMC is used to support high transmission rate. The work in [16] derives the distribution of the received Signal-to-Interference Ratio (SIR) by mobile station located at arbitrary cell position, and evaluates the average BER performance of the common channel of HDR system employing the adaptive modulation. In [17], a performance evaluation of modulation and coding schemes proposed for HSDPA is presented.

The performance of AMC depends mainly on the method used at the receiver to estimate the channel condition. Any prediction error of the channel condition can have an effect on the decision making of the appropriate modulation level to be used; as a result the performance of the system would be degraded. In the literature, many articles present AMC methods together with considering the effect of prediction errors in decision making, such as [5], [8], and [18]. The work in [8] uses pilot symbols to estimate channel state at the receiver to improve the prediction accuracy.

Recent studies have considered finite-state first-order Markov modeling for describing a wireless communication channel [19-21]. In [19], a two-states Markov model is presented with parameters, directly related to correlation parameters of a fading channel. The work in [21] proposes a new method for selecting the appropriate Modulation and Coding Scheme (MCS) according to the estimated channel condition using a first-order finite-state Markov model. Results show that this new method outperforms the conventional threshold-based decision-making approach. However, this method requires a training time to set the transition probabilities of the Markov model.

The success of adaptive modulation and coding process depends primarily on the accuracy of mapping the SNR into a link mode. In the conventional threshold method, the resultant regions are created based on the SNR/BLER curves. Unfortunately, there is not a one-to-one mapping between the measured SNR and the MCS to achieve a desired Block Error Rate (BLER). This is because the achieved BLER depends mainly on the propagation conditions (channel type). The propagation conditions are variable with time making it inefficient to have a static SNR to MCS mapping. Therefore, in this paper we investigate a method that dynamically adapts the mapping of the SNR into a link mode. It enables the use of the right modulation scheme irrespective of changes in the channel conditions by incorporating errors in the received data. Throughout this paper we call this method Dynamic Range Method (DRM). We propose a Markov model to derive the average switching thresholds as well as the average throughput of the DRM. Results obtained proved that the DRM provides higher throughput than the conventional method.

The paper is organized as follows. In Section II, we describe our system model and problem formulation. In Section III, the proposed Markov model is presented. Results

and discussions are presented in section IV. Finally, conclusions are drawn in section V.

II. SYSTEM MODEL AND PROBLEM FORMULATION

For adaptive modulation and coding, channel state information (CSI) is required both at the transmitter and the receiver. Moreover, both the transmitter and the receiver have to be aware of the currently used set of transmission parameters. Implementations of adaptive transmission typically perform estimation of the channel at the receiver, calculation of the relevant transmission parameters according to some optimality criterion, and feedback of these parameters to the transmitter. Fig. 1 shows the schematic of an adaptive transmission system.

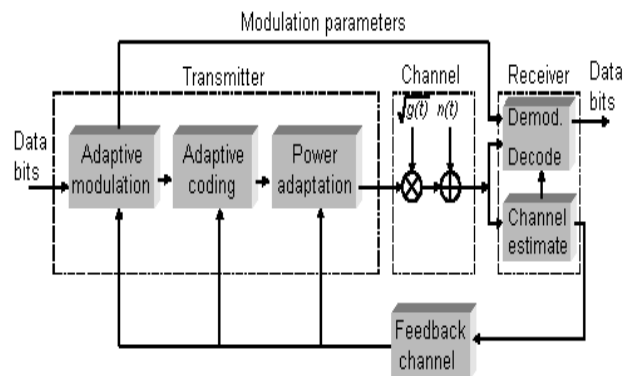


Fig. 1 Adaptive transmission model

The channel model considered in this paper is a Rayleigh fading channel with additive white Gaussian noise.

The conventional threshold Method has previously been considered in the literature, such as [12-16]. In this method, the adaptive modulation scheme has a set of N transmission modes. The relation between probabilities of error versus SNR is generated for each mode. These probability values can be graphically represented, where the target error rate is intersecting with each curve. Therefore, The values of the SNR corresponding to the intersection points are chosen as the switching threshold denoted by γ_n , where $n \in \{0, 1 \dots N-1\}$. These threshold points partition the range of SNR into N regions. Therefore the rule of selection can be given as

$$\text{mode}(n) \text{ is chosen, when } \gamma_n \leq \text{SNR} < \gamma_{n+1} \quad (1)$$

No transmission takes place, when $\gamma_0 \leq \text{SNR} < \gamma_1$, which corresponds to the mode $n = 0$. Based on (1), mode n will be chosen with probability

$$P_{\text{mode}(n)} = \int_{\gamma_n}^{\gamma_{n+1}} p_\gamma(\gamma) d\gamma \quad (2)$$

where $P_\gamma(\gamma)$ is the probability density function (pdf) of the received SNR. Then, the average throughput T expressed in terms of bit per symbol (BPS) can be described as

$$T = \sum_{n=0}^{N-1} b_n \int_{\gamma_n}^{\gamma_{n+1}} p_\gamma(\gamma) d\gamma$$

$$= \sum_{n=0}^{N-1} b_n P_{\text{mode}(n)} \quad (3)$$

where b_n is the BPS throughput of the individual modes.

III. MARKOV MODEL

The DRM can be modeled as a discrete-time Markov chain. The states in this model represent the received SIR in dB. These states form a set $\{S_{-M}, \dots, S_M\}$ of $2M+1$ states. We assume that the connectivities between states are shown in Fig. 2, where.

- N -mode with N regions is defined in each state.
- State 0 is the initial state where region n can be defined as $\gamma_n \leq \text{SNR} < \gamma_{n+1}$. Note that state 0 represent the threshold method.
- The region limits from state to state differ by a multiple of step size, Δ in dB. Therefore, the region n in state $(0+j)$ is $(\gamma_n + j\Delta) \leq \text{SNR} < (\gamma_{n+1} + j\Delta)$.
- P_j is the probability of an upward transition to state $(j+K)$ due to an error in the received block of data. It is therefore the probability of a block error in state j .
- The transition probability from state j to $(j-1)$ is $(1-P_j)$.

$K \geq 1$ is an integer that indicates the jump in the region limits when a block is in error, as a multiple of Δ . This method is aim to keep the BLER always less than or equal to $1/(K+1)$. This is because in steady state, on an average, an upward jump is followed by K downward steps. That is, on an average, in steady state, one block is in error for every $(K+1)$ Blocks. Hence, K should be chosen to be $1/(\text{req. BLER})-1$ [22].

The general idea of this method is to adjust each region in a particular state according to the BLER. If there is an error, the regions limits will be increased by $K\Delta$, and if not, the regions limits will be decreased by Δ . In each case the received SNR will be mapped to a specific mode based on the new regions limits. It is clear that; the adjustment of regions depends mainly on the value of the step size, Δ . If the value is not determined properly, the throughput of the system will be degraded. For the analysis purposes, the mean of the region can be computed from the stationary probabilities. The stationary probabilities of the states, denoted by $\{\pi_j : j = -M, 1, \dots, M\}$, can be computed using the following system of equations [23,24]:

$$\begin{aligned} \pi_{-M} &= \pi_{-M}(1-P_{-M}) + \pi_{-M+1}(1-P_{-M+1}) \\ \pi_j &= \pi_{j+1}(1-P_{j+1}) & j = -M+1, \dots, M+K-1 \\ \pi_j &= \pi_{j+1}(1-P_{j+1}) + \pi_{j-K}P_{j-K} & -M+K \leq j < M-K \\ \pi_j &= \pi_j P_j + \pi_{j+1}(1-P_{j+1}) + \pi_{j-K}P_{j-K} & M-K \leq j < M \\ \pi_M &= \pi_M P_M + \pi_{M-K}P_{M-K} \\ \sum_{j=-M}^M \pi_j &= 1 \end{aligned} \quad (4)$$

The system of equations from (4) can be solved to yield the stationary probabilities. From the stationary distribution, the average of the threshold values can be computed. And as a result the average throughput can be determined.

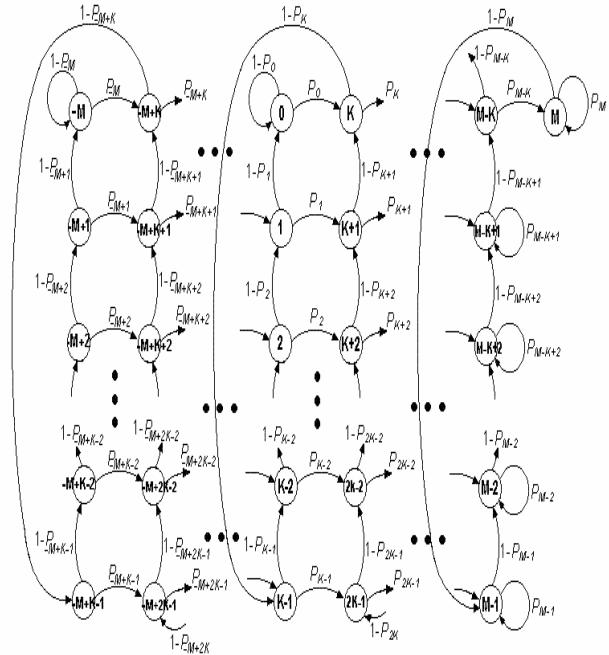


Fig. 2 Structure of the Markov model

In order to compute the stationary probability in state j , we first need to derive the average bit error rate for each mode in state j , which can be defined as

$$P_{b/\text{mode}(n),j} = \int_{j\Delta\gamma_n}^{j\Delta\gamma_{n+1}} \text{BER}_{\text{mode}(n)} p_\gamma(\gamma) d\gamma \quad (5)$$

where $\text{BER}_{\text{mode}(n)}$ is the BER of the n th uncoded modulation mode in the presence of additive white Gaussian noise (AWGN), and $j\Delta$ as well as γ_n are given as non-dB value. $\text{BER}_{\text{mode}(n)}$ can be written as [25,26]

$$\text{BER}_{\text{mode}(n)} = \sum_i A_i Q(\sqrt{B_i \gamma}) \quad (6)$$

where A_i , B_i is a set of modulation mode dependent constants, and $Q(x)$ is the Gaussian Q -function defined as

$$Q(x) = \frac{1}{\sqrt{2\pi}} \int_x^\infty e^{-t^2/2} dt \quad (7)$$

then, $P_{b/\text{mode}(n),j}$ can be written as

$$P_{b/\text{mode}(n),j} = \sum_i A_i \int_{j\Delta\gamma_n}^{j\Delta\gamma_{n+1}} Q(\sqrt{B_i\gamma}) p_\gamma(\gamma) d\gamma \quad (8)$$

And with the assumption of a Rayleigh fading channel, $P_{b/\text{mode}(n),j}$ can be given as

$$P_{b/\text{mode}(n),j} = \sum_i A_i \int_{j\Delta\gamma_n}^{j\Delta\gamma_{n+1}} Q(\sqrt{B_i\gamma}) \frac{e^{-\gamma/\bar{\gamma}}}{\bar{\gamma}} d\gamma \quad (9)$$

where $\bar{\gamma}$ is the average SNR. Then, the average bit error rate of mode n can be expressed using the result of Appendix A as

$$P_{b/\text{mode}(n)} = b_n \sum_i A_i \left\{ -e^{-j\Delta\gamma_{n+1}/\bar{\gamma}} Q(\sqrt{B_i(j\Delta\gamma_{n+1})}) + e^{-j\Delta\gamma_n/\bar{\gamma}} Q(\sqrt{B_i(j\Delta\gamma_n)}) \right. \\ \left. + \sqrt{\frac{B_i\bar{\gamma}}{B_i\bar{\gamma}+2}} Q\left(\sqrt{B_i(j\Delta\gamma_{n+1}) + \frac{2(j\Delta\gamma_{n+1})}{\bar{\gamma}}}\right) \right. \\ \left. - \sqrt{\frac{B_i\bar{\gamma}}{B_i\bar{\gamma}+2}} Q\left(\sqrt{B_i(j\Delta\gamma_n) + \frac{2(j\Delta\gamma_n)}{\bar{\gamma}}}\right) \right\} \quad (10)$$

From the average bit error rate of mode n , the average block error rate of mode n in state j can be computed as

$$P_{bl/\text{mode}(n),j} = 1 - (1 - b_n P_{b/\text{mode}(n),j})^{N_s} \quad (11)$$

where N_s is the number of symbol in a block.

Now the error in a block depends first on the selection of the mode, then on a block error rate of that mode. And by the fact that the selection of the mode are mutually exclusive, then block error rate P_j (also the probability of an upward transition in state j) can be defined using theorem on total probability as

$$P_j = \sum_{n=0}^{N-1} P_{bl/\text{mode}(n),j} P_{\text{mode}(n),j} \quad (12)$$

Similarly as explained earlier, $P_{\text{mode}(n),j}$ is the probability of selection mode n in state j , which can be defined in a case of Rayleigh fading channel as

$$P_{\text{mode}(n),j} = \int_{j\Delta\gamma_n}^{j\Delta\gamma_{n+1}} \frac{e^{-\gamma/\bar{\gamma}}}{\bar{\gamma}} d\gamma \quad (13) \\ = e^{-(j\Delta\gamma_n)/\bar{\gamma}} - e^{-(j\Delta\gamma_{n+1})/\bar{\gamma}}$$

With the transition probabilities known, the stationary distribution is readily computed from equation (4). Finally, the average of the threshold values can be given as

$$\bar{t}_n = \sum_{j=-M}^M \pi_j t_{n,j} \quad (14)$$

where $t_{n,j} = j\Delta\gamma_n$ is the threshold values in state j , then the average throughput of our model is

$$T = \sum_{n=0}^{N-1} b_n \int_{\bar{t}_n}^{\bar{t}_{n+1}} p_\gamma(\gamma) d\gamma \quad (15)$$

IV. RESULTS AND DISCUSSIONS

In this investigation, a five-mode adaptive modulation system is used. These modes are No Transmission, BPSK, QPSK, 16QAM and 64QAM. To generate the threshold values for each mode in state 0 at specific block error rate, we first need to obtain the BER for each modulation mode, which can be written as [26]

$$BER_{BPSK} = Q(\sqrt{2\gamma}) \\ BER_{QPSK} = Q(\sqrt{\gamma}) \\ BER_{16QAM} = \frac{3}{4} Q(\sqrt{\gamma/5}) + \frac{1}{2} Q(\sqrt{9\gamma/5}) - \frac{1}{4} Q(\sqrt{5\gamma}) \\ BER_{64QAM} = \frac{7}{12} Q(\sqrt{\gamma/21}) + \frac{1}{6} Q(\sqrt{9\gamma/21}) - \frac{1}{12} Q(\sqrt{25\gamma/21}) \\ + \frac{1}{12} Q(\sqrt{81\gamma/21}) - \frac{1}{12} Q(\sqrt{169\gamma/21}) \quad (16)$$

then, by using $BLER = 1 - (1 - b_n BER)^{N_s}$, and assuming the target $BLER = 0.1$ and $N_s = 160$ Symbols, we have the following results as shown in Table I.

For the Markov model, as mentioned earlier to have a $BLER = 0.1$, K should be chosen to be 9. The number of states is chosen to be large compared to the value of K , therefore M is taken to be 10K. Fig. 3 shows the resultant average throughput in terms of BPS for both threshold method and Markov model.

TABLE I
REGIONS FOR 5-MODE ADAPTIVE MODULATION

n	Mode	Region (dB)	bn (BPS)
0	No Transmission	$SNR < 7.12$	0
1	BPSK	$7.12 \leq SNR < 10.64$	1
2	QPSK	$10.64 \leq SNR < 17.91$	2
3	16QAM	$17.91 \leq SNR < 24.24$	4
4	64QAM	$24.24 \leq SNR$	6

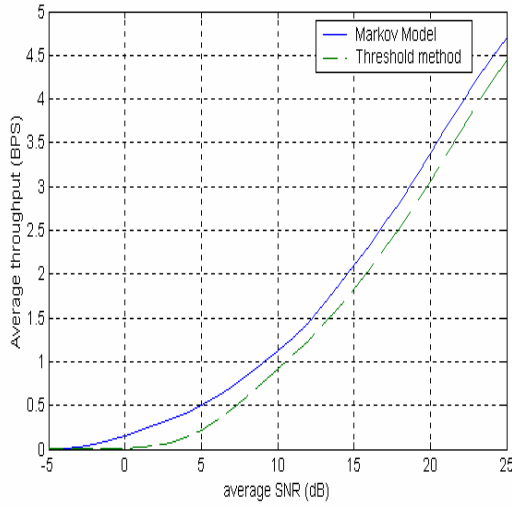


Fig. 3 Average throughputs as a function of average SNR

From Fig. 3, it is clear that DRM has better average throughput than threshold method. Average SNR is an indication of the quality of the channel; therefore for low average SNR, the powerful of using the DRM appears. Specifically, the average throughput gain is more than double in the case of average SNR is below 5dB.

To evaluate the effect of the step size, Δ , Fig. 4 shows the average throughput for both methods as a function of Δ .

Based on Fig. 4 the average throughput of the DRM is decreasing with increasing the step size. In fact, the reduction of the throughput due to increasing in the step size is expected. Because, if there is an error, the next jump will shift the regions aggressively by $K\Delta$ to the lower mode. Therefore, the value of the step size should be small to make sure that the following transmissions will use a mode that can be supported.

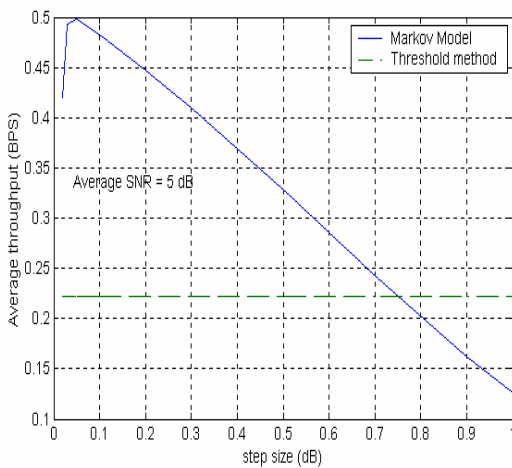


Fig. 4 Average throughput vs. step size

V. CONCLUSION

In this work, we investigated the performance of the adaptive modulation method employing various phase shift keying (PSK) and square-QAM constellations. We proposed a discrete-time Markov model for the adaptive modulation method that incorporates errors in the received data for selecting the best modulation scheme; this method can be called Dynamic Range Method (DRM). From this model we derived the average switching thresholds as well as the average throughput. Results show that, this method proves to have better performance than the conventional threshold method in terms of throughput. Also it is noticed that, the efficiency of DRM comes from selecting higher modulation scheme if there is no impact on the target quality.

APPENDIX A

Solving the integration of Eq. (9)

This equation can be written as

$$P = \int_{s_1}^{s_2} Q(\sqrt{B\gamma}) \frac{e^{-\gamma/\bar{\gamma}}}{\gamma} d\gamma \quad (17)$$

The above integration can be solved using integration by part, which can be defined as

$$\int u dv = uv - \int v du \quad (18)$$

where

$$\begin{aligned} u &= Q(\sqrt{B\gamma}) \\ du &= -\frac{\sqrt{B}}{2\sqrt{2\pi\gamma}} e^{-B\gamma/2} d\gamma \\ dv &= \frac{e^{-\gamma/\bar{\gamma}}}{\bar{\gamma}} d\gamma \\ v &= -e^{-\gamma/\bar{\gamma}} \end{aligned}$$

then

$$P = \left[-e^{-\gamma/\bar{\gamma}} Q(\sqrt{B\gamma}) \right]_{s_1}^{s_2} - \int_{s_1}^{s_2} \frac{\sqrt{B}}{2\sqrt{2\pi\gamma}} e^{-(\frac{B\bar{\gamma}+2}{2\bar{\gamma}})\gamma} d\gamma \quad (19)$$

the second part of (19) can be written as

$$I = \int_{s_1}^{s_2} \frac{\sqrt{B}}{2\sqrt{2\pi\gamma}} e^{-B\gamma/(\frac{2B\bar{\gamma}}{B\bar{\gamma}+2})} d\gamma \quad (20)$$

Let $x^2 = B\gamma/(\frac{2B\bar{\gamma}}{B\bar{\gamma}+2})$, and $d\gamma = 2\sqrt{\frac{\gamma}{B}} \sqrt{\frac{B\bar{\gamma}}{B\bar{\gamma}+2}} dx$. Then

(20) can be expressed as

$$I = \sqrt{\frac{B\bar{\gamma}}{B\bar{\gamma} + 2}} \frac{1}{\sqrt{2\pi}} \int e^{-x^2/2} dx \quad (21)$$

this yields

$$I = \sqrt{\frac{B\bar{\gamma}}{B\bar{\gamma} + 2}} \left[Q\left(\sqrt{Bs_1 + \frac{2s_1}{\bar{\gamma}}}\right) - Q\left(\sqrt{Bs_2 + \frac{2s_2}{\bar{\gamma}}}\right) \right] \quad (22)$$

and finally (19) becomes

$$P = -e^{-s_2/\bar{\gamma}} Q(\sqrt{Bs_2}) + e^{-s_1/\bar{\gamma}} Q(\sqrt{Bs_1}) + \sqrt{\frac{B\bar{\gamma}}{B\bar{\gamma} + 2}} \left[Q\left(\sqrt{Bs_2 + \frac{2s_2}{\bar{\gamma}}}\right) - Q\left(\sqrt{Bs_1 + \frac{2s_1}{\bar{\gamma}}}\right) \right] \quad (23)$$

REFERENCES

- [1] L. Jorguseki, E. Fledderus, J. Farserotu, and R. Prasad, "Radio Resource Allocation in Third-Generation Mobile Communication Systems," IEEE Comm. Magazine, Feb. 2001.
- [2] S. Kim, and Y. Lee, "Combined Rate and Power Adaptation in DS/CDMA Communications over Nakagami Fading Channels," IEEE Trans. Commun., vol. 48, no. 1, Jan. 2000.
- [3] K. Leung and L. Wang, "Controlling QoS by Integrated Power Control and Link Adaptation in Broadband Wireless Networks," European Trans. on Telecommunications, vol. 11, no. 4, pp. 383-393, 2000.
- [4] X. Qiu and K. Chawla, "On the Performance of Adaptive Modulation in Cellular Systems," IEEE Transactions on Vehicular Technology, vol. 47, no. 6, pp. 884-895, 1999.
- [5] A. J. Goldsmith and S. G. Chua, "Variable-Rate Variable-Power MQAM for Fading Channels," IEEE Trans. Commun., vol. 45, pp. 1218-1230, Oct. 1997.
- [6] M-S. Alouini and A. J. Goldsmith, "Capacity of Rayleigh Fading Channels Under Different Adaptive Transmission and Diversity-Combining Techniques," IEEE Trans. Veh. Technol., vol. 48, pp. 1165-1181, Jul. 1999.
- [7] W. Choi, K. Cheong, and J. Cioffi, "Adaptive Modulation with Limited Peak Power for Fading Channels," Proc. IEEE VTC'00, pp. 2568-2571, Mar. 2000.
- [8] A. J. Goldsmith and S. G. Chua, "Adaptive Coded Modulation for Fading Channels," IEEE Trans. Commun., vol. 45, pp. 595-602, May 1998.
- [9] V. Lau and M. Macleod, "Variable Rate Adaptive Trellis Coded QAM for High Bandwidth Efficiency Applications in Rayleigh Fading Channels," Proc. IEEE VTC'98, pp. 348-352, Apr. 1998.
- [10] S. M. Alamouti and S. Kallel, "Adaptive Trellis-Coded Multiple-Phased-Shift Keying for Rayleigh Fading Channels," IEEE Trans. Commun., vol. 42, pp. 2305-2314, Jun. 1994.
- [11] K. J. Hole and G. E. Oien, "Spectral Efficiency of Adaptive Coded Modulation in Urban Microcellular Networks," IEEE Trans. Veh. Technol., vol. 50, pp. 205-220, Jan. 2001.
- [12] 3GPP2, C.S0024 v.2.0, "cdma2000 High Rate Packet Data Air Interface Specification", Oct. 2000.
- [13] P. Bender, P. Black, M. Grob, R. Padovani, N. Sindhushyana, and S. Viterbi, "CDMA/HDR: a Bandwidth Efficient High Speed Wireless Data Service for Nomadic Users", IEEE Communications Magazine, vol.38, pp. 70-77, July 2000.
- [14] 3GPP TR 25.858 v5.0.0, "High Speed Downlink Packet Access: Physical Layer Aspects," (Release 5), March 2003.
- [15] T. E. Kolding, F. Frederiksen, and P. E. Mogensen, "Performance Aspects of WCDMA Systems with High speed Downlink Packet Access (HSDPA)," Proceedings, VTC, vol. 1, pp. 477-481, September 2002.
- [16] I. Koo, Y. Lee, and K. Kim, "Performance Analysis of CDMA Systems with Adaptive Modulation Scheme," IEICE Trans. Commun., Vol. E86-B, No.1, Jan. 2003.
- [17] T. Kolding, F. Frederiksen, P. Mogensen, "Performance Evaluation of Modulation and Coding Schemes Proposed for HSDPA in 3.5G UMTS Networks," Proceeding IEEE WPMC, pp. 307-312, September 2001.
- [18] D. L. Goeckel, "Adaptive Coding for Time-Varying Channels Using Outdated Fading Estimates," IEEE Trans. Commun., vol. 47, pp. 844-855, Jun. 1999.
- [19] M. Zorzi, R. R. Rao, and L. B. Milstein, "On the accuracy of a first-order Markov model for data block transmission on fading channels," in Proc. IEEE ICUPC'95, Nov. 1995, pp. 211-215.
- [20] H. S. Wang and N. Moayeri, "Finite-state Markov channel—a useful model for radio communication channels," IEEE Trans. Veh. Technol., vol. 44, no. 1, pp. 163-171, Feb. 1995.
- [21] Yang, J.; Khandani, A.K.; Tin, N., "Statistical decision making in adaptive modulation and coding for 3G wireless systems," IEEE Trans. Veh. Technol., vol. 54, no. 6, pp. 2066-2073, Nov. 2005.
- [22] A. Sampath, P. S. Kumar, J. M. Holtzman, "On setting reverse link target SIR in a CDMA system," Vehicular Technology Conference, 1997, IEEE 47th, Volume: 2, 1997 Page(s): 929-933 vol. 2.
- [23] A. L. Garcia, Probability and Random Processes for Electrical Engineering, Addison Wesley, second edition, 1994.
- [24] T. M. Cover, J. A. Thomas, Elements of Information theory, John Wiley and Sons., 1991.
- [25] M. S. Alouini, X. Tand, and A. J. Goldsmith, "An adaptive modulation scheme for simultaneous voice and data transmission over fading channels," IEEE J. Selected Area Commun., vol. 17, pp. 837-850, May 1999.
- [26] D. Yoon, K. Cho, and J. Lee, "Bit error probability of M-ary quadrature amplitude modulation," Proc. IEEE Vehicular Technology Conf., vol. 5, pp. 2422-2427, Sept. 2000.

Essam S. Altubaishi received the B.Sc. with First Class Honor and M.Sc. from King Saud University, Riyadh, Saudi Arabia, all in electrical engineering, in 1996 and 2004, respectively. From 1996 to 1999, he was with Advanced Electronics Company (AEC) in Riyadh, as a Test Engineer where he has been involved in development and provision of In-circuit and functional tests for several systems, such as military transceiver from Racal, Signal Data recorder Reproducer (SDRR) of F-15 aircraft from Smiths Industries, and F-15 aircraft communications system from Northrop Grumman.

In 1999, he joined the Department of Electrical Engineering, King Saud University, where he is currently a lecturer. His research interests include design and analysis of the future wideband communications system.