

Assessment of Mortgage Applications Using Fuzzy Logic

Swathi Sampath, V. Kalaichelvi

Abstract—The assessment of the risk posed by a borrower to a lender is one of the common problems that financial institutions have to deal with. Consumers vying for a mortgage are generally compared to each other by the use of a number called the Credit Score, which is generated by applying a mathematical algorithm to information in the applicant's credit report. The higher the credit score, the lower the risk posed by the candidate, and the better he is to be taken on by the lender. The objective of the present work is to use fuzzy logic and linguistic rules to create a model that generates Credit Scores.

Keywords—Credit scoring, fuzzy logic, mortgage, risk assessment.

I. INTRODUCTION

FUZZY logic has been widely used in Engineering and other aspects of technology which require modeling and control systems.

It is a form of approximate reasoning which is based on 'degrees of truth', as opposed to the usual Boolean or binary (0 or 1) logic, which the modern computer is based on. Most activities in the universe are not easily translated into the absolute terms of 0 or 1, hence making fuzzy logic a progressive attempt at better codifying and better explaining the reasoning processes and also providing an intuition-friendlier treatment of information.

II. FUZZY LOGIC IN FINANCE

The growing internationalization, the globalization of financial markets and the introduction of complex products have increased the volatility and the number of risks in the business environment [1]. One of the major thrusts of economic science is to describe the behavior of individual units such as consumers, firms, government agencies and their interactions. But a large number of economic or financial concepts are vague, or fuzzy in nature [2]-[4]. Fuzzy logic, if successful in supplanting mathematical methods, has the potential to be a very useful and powerful tool in financial analysis [5], [6].

There is no ideal method or framework for risk assessment [7]. Risk is about balancing strengths and weaknesses and weighting their interaction with each other. The failure process

is influenced by many factors, internal and external, that cannot be precisely defined.

When dealing with risk, probability models are typically used. However, probability models built upon classical set theory may not be able to describe some risks in a meaningful way [8].

An incorrect understanding of cause-and-effect relationships also makes it difficult to assess the degree of exposure to certain risk types using only traditional probability models. Further, analytic dependencies among the variables of a process or a system are often unknown or difficult to construct [9].

The fuzzy logic rule base provides a framework in which experts' input and experience data can jointly assess the uncertainty and identify major issues, thus making it easy to model risks that are not fully understood [10]. These models are in corporate information by describing them using linguistic terms, or 'linguistic rules' (If-Then) to explicitly consider the underlying cause-and-effect relationships and recognize the unknown complexity. The ability to utilize linguistic rules is an advantage of fuzzy rule based systems over other information processing systems [11].

It is found that such models are more adaptable to cases with insufficient and imprecise data [12]. Data reported in financial statements may not be exactly comparable due to differences in accounting practices and may include inaccuracies in reported numbers. The observed value may thus be better considered as a fuzzy phenomenon, which means employing the use of an interval instead of a single value, for financial variables.

Using a fuzzy model in a problem relating to finance has the advantage of being faster and more accurate [13], as there now exists a method to define customer attributes by quantifying the approximate values of these attributes using fuzzy variables and rules.

III. PROPOSED FUZZY MODEL

As is the case in modeling any Fuzzy Logic Controller, the steps followed are the usual. The first step is to formulate all the influencing factors and how they affect the output. Once the required set of inputs and outputs are established, modeling of the system can be accomplished using any kind of fuzzy software. For the purpose of this paper, the fuzzy logic toolbox in MATLAB was used to create the Fuzzy Inference Systems for generating each of the outputs. The model was structured as is seen in Fig. 1.

Swathi Sampath is a B.E. Student in Computer Science, BITS Pilani, Dubai Campus, United Arab Emirates (phone: +971557411853; e-mail: sswat38@gmail.com).

V. Kalaichelvi is an Assistant Professor in the Department of Electrical and Electronics Engineering at BITS Pilani, Dubai Campus, United Arab Emirates (phone: +971556301853; e-mail: kalaichelvi@dubai.bits-pilani.ac.in).

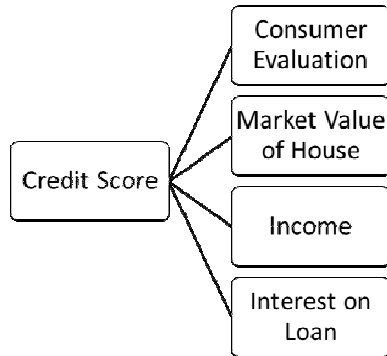


Fig. 1 Input factors for calculating credit score in the Fuzzy model

The inputs and outputs for the fuzzy inference system are as follows.

A. Input Variables

1. Consumer Evaluation [0, 10]
 - Demographics [0, 10]
 - Age [18, 65]
 - Education [0, 3]
 - Marital Status [0, 1]
 - No. of Children [0, 5]
- Finance [0, 10]
 - Income [1000-90000]
 - Length of Employment [0-15]
 - Type of Employment [0-2]
- Financial Security [0, 10]
 - Current Living Arrangement [8000, 100000]
 - Value of Car [10000, 100000]
 - Value of Assets [5000, 45000]
2. Market Value of House [90000, 15000]
3. Income [1000, 100000]
4. Interest on Loan [0.2 – 10]

B. Output Variable

1. Credit Score [0, 10]

Once there is a clear understanding of the input and output variables, the range for each variable (according to their respective units) is approximated, as is seen next to the inputs and the outputs. For example, the range for the variable *Age*, is 18 years to 65 years, which is a norm followed by most banks.

Variables like *Demographics* and *Consumer Evaluation* have a range from 0-10 as they have normalized values following from the value that is evaluated from the fuzzy evaluation of (*Age, Education, Marital Status, No of Children*) and (*Demographics, Finance, Financial Security*), respectively. Following this, the Universe of Discourse of each fuzzy variable is partitioned into a number of fuzzy sets, assigning each a linguistic label. A set of ranges is also identified for each linguistic label.

As can be seen in the code in Fig. 2, the variable *Demographics* was partitioned into 5 parts, and each was assigned a linguistic label, such as *Weak, Medium, Average,*

Par and *Strong*.

```

[Input1]
Name='Demographics'
Range=[0 10]
NumMFs=5
MF1='Weak': 'gaussmf', [1.558 -0.1656]
MF2='Medium': 'gaussmf', [0.7782 2.614]
MF3='Average': 'gaussmf', [0.696 5.277]
MF4='Par': 'gaussmf', [0.5741 7.502]
MF5='Strong': 'gaussmf', [1.556 10.17]
  
```

Fig. 2 The code for the *Demographics* '.fis' file in MATLAB showing the ranges for each of the linguistic labels assigned

The illustration of the 'Triangular' membership function for *Consumer Score* can be observed in Fig. 3.

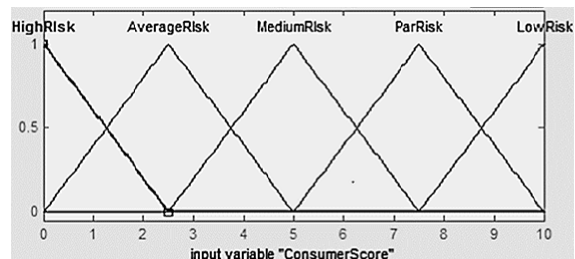


Fig. 3 Triangular membership function as seen on the MATLAB GUI, for the variable *Consumer Score*, with five linguistic labels, High Risk, Average Risk, Medium Risk, Par Risk and Low Risk

Different shapes can be used for forming membership functions, such as 'Gaussian', 'Trapezoidal', 'Bell curve', etc. The triangular membership function was used to make the model owing to its simple formula and computational efficiency [14].

The next step is creating a fuzzy rule base of If-Then rules, in order to determine how a variable affects the outcome. The following are some of the rules that were used to determine the *Demographics* score of an applicant.

If (*Age* is *Young*) and (*Education* is *High*) and (*Marital Status* is *Single*) and (*Children* is *Few*) then (*Demographics* is *Average*)

If (*Age* is *Middle Aged*) and (*Education* is *Basic*) and (*Marital Status* is *Single*) and (*Children* is *Few*) then (*Demographics* is *Weak*)

Each element in this credit scoring model has a detailed rule base, spanning from 52 rules (in the *Demographics* Fuzzy rule base) to 142 rules (For the *Consumer Evaluation* rule base).

It is possible to view a graphical illustration of the relation of each variable with the outcome in relation to the rule base, on MATLAB.

It is possible to observe the changing values of *Income* and *Length of Employment* on the *Finance* factor of an individual, as seen in Fig. 4.

As the *Income* increases, it is considered to be a favorable factor for the *Finance* score of the individual as it reflects on a better ability to repay the lender.

An increase in the *Length of Employment* is also a favorable factor as an increased duration of employment can be inferred as financial stability.

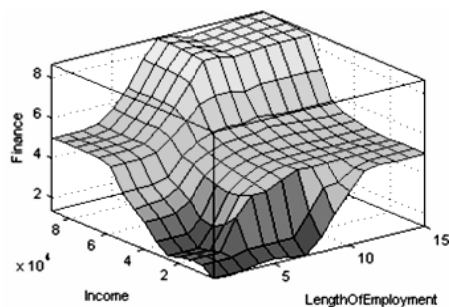


Fig. 4 A graph depicting the relations between the linguistic labels Income and Length of Employment and how they affect the output label Finance




Fig. 5 (a) Crisp values of Income and Length of Employment as entered to determine the Finance score

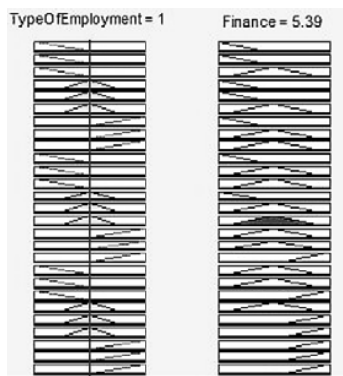


Fig. 5 (b) The previous 2 variables, along with Type of Employment are put through the fuzzy system to generate the Finance score

After the system has been designed in its entirety, crisp inputs can be entered to get the output of the credit score. The system will *fuzzify* the inputs, calculate the membership degree of each, evaluate them from the rule base, determine which rules fire, and finally obtain a fuzzy output, which will undergo *defuzzification*. There are different methods that can be used, such as ‘Bisector method’, ‘Weighted Average’, ‘Fuzzy Mean’, and ‘Mean of Maxima’, etc. For the purpose of this paper, *defuzzification* was carried out using the ‘Centroid’

method. Figs. 5 (a) and (b) illustrate the *defuzzification* GUI on MATLAB. When the inputs *Income*=45000, *Length of Employment*=14.7 years and *Type of Employment* =1 are entered, the fuzzy rule base generates a *Finance* score of 5.39 for the individual.

For the purpose *defuzzification* in this model, the centroid method was used, as it is generally better compared to the other methods in relation to consistency in results [15].

IV. TESTING THE SYSTEM

A list of 100 mock data was fed into the system to obtain the credit scores. The following representation of data is a continuous representation of the different inputs and how they influence the scores. In Table I, the *Demographics* scores are shown as an influence of the 4 *Demographics* inputs. Tables II and III depict the *Finance* and *Financial Security* scores respectively, and Table IV shows the *Consumer Evaluation scores*, which is a fuzzy function of the *Demographics*, *Finance* and *Financial Security* scores. In Table V the Consumer Evaluation score is weighed in with the Market Value of the House, Income and Interest of the loan to get the final Credit Score.

TABLE I
DEMOGRAPHICS SCORES

Age	Education	Marital Status	No of Children	Demographics
24	1.2	0	1	0.9
65	1.1	1	5	5.2
19	2.1	0	0	5.2
44	2.8	0.5	4	5.2
42	1.1	0.5	0	6.2
22	1.6	0.5	3	1.4
64	1.7	0	0	5.3
59	2.6	0.5	0	6.2
45	2.4	1	3	8.7
43	2.4	0	1	5.2
47	2.8	1	2	9.2

TABLE II
FINANCE SCORES

Income	Employment Length	Employment Type	Finance
31600	9	0.5	5.04
2400	8	1.5	5
18000	15	0.5	5
12000	15	1	5
1200	8	1	2.05
4200	2	0.5	1.53
3900	2	2	1.33
5200	4	1.5	2.43
8500	13	2	8.07
90000	1	1.5	8.47
14000	12	1.5	8.2

TABLE III
FINANCIAL SECURITY SCORES

Value of Car	Current Cost of Living	Assets	Financial Security
71000	41000	53000	5.54
63000	40600	46000	5.09
23000	73000	20000	4.65
60000	31000	10000	3.89
59000	88000	12000	8.43
16000	61000	39000	1.91
25000	12000	53000	3.42
50000	69000	31000	5.32
68000	16000	52500	5
25000	76000	23200	5.07
92000	54000	6000	5

TABLE IV
CONSUMER EVALUATION SCORES

Demographics	Finance	Financial Security	Consumer Score
5	5.04	5.54	4.97
5.2	5	5.09	4.99
5.2	5	4.65	4.99
5.2	5	3.89	4.98
6.2	2.05	8.43	4.55
2.1	1.53	1.91	2.5
5.3	1.33	3.42	1.99
6.2	2.43	5.32	3.58
9.3	8.07	5	6.99
5.2	8.47	5.07	7.59
9.2	8.2	5	7.17

TABLE V
FINAL CREDIT SCORES

Consumer Score	Market Value	Income	Interest	Credit Score
4.97	111000	31600	9.23	2.61
4.99	110100	2400	6.93	4.24
4.99	141000	18000	3.54	3.75
4.98	140000	12000	7.23	3.64
4.55	117000	1200	9.11	2.45
2.5	118000	4200	6.45	2.47
1.99	113000	3900	5.34	2.22
3.58	90000	5200	8	1.96
6.99	97000	8500	0.62	3.75
7.59	113000	90000	4.34	6.19
7.17	11800	14000	1.5	5

V. RESULTS AND DISCUSSION

Once the credit score has been determined, the lender can decide which applicant will best serve his/her purpose, by sorting the credit scores. The customers with the higher credit scores will be those that would have a better ability to repay the lender, or be beneficial to the lender in terms of lower risk and a shorter repayment term.

An important point to consider after formulating the input variables is to see how they will affect the outcome. For example, a healthy *Income*, longer *Employment Length* and a stable *Employment Type* would give a positive Finance score.

A healthy *Income* reflects on good chances of repaying the loan, a longer *Employment Length* and a stable *Employment Type* reflects on job stability.

Some variables such as Employment Type were given different values which cannot usually be quantified, such as around 0.5 would mean an internship, around 1 would mean a task job, around 1.5 would mean a part-time job, and around 2 would mean a full time job.

As we have understood, Finance and Accounting are influenced by many aspects that are a direct influence of human behavior. The *Employment Type* instance brings in Fuzzy Logic, with its advantage of using linguistic rules, to simplify the manipulation of those which cannot usually be quantified or solved by use of an analytic method/mathematical equation.

Finally, we see that a favorable consumer score, a reasonable market value of the house in question, a proper income and a realistic interest on the loan, each count towards a favorable credit score.

One of the main advantages of this method can be seen as the ability of *Fuzzy Logic* in being able to break down a complex problem into simpler sub-problems.

VI. CONCLUSION

The field of Fuzzy Logic has come far in proving its usefulness as an aid to researchers and engineers alike, in its pursuit to help its user to gain an in-depth understanding of real world occurrences that are often affected by a host of different and complex factors that cannot be given a tag of a crisp number or process.

Fuzzy logic is now a lot easier to use due to the development of tools such as MATLAB, which was used to create the Fuzzy Inference Systems for this project.

Thinking about which factors are the most important and which should be used for the modeling is the most important step.

One major drawback is the time and skill needed to form the fuzzy rule base. It takes a considerable amount of energy to skim through data to determine the relations between the different variables and formulate the rules.

The formation of the rule base for this particular project spanned across 3 months.

Regardless, the amount of time taken to get the initial data and rule base ready is not without the obvious advantage of the Fuzzy model in being able to solve complex problems in a fast and efficient manner, which is uncharacteristic of traditional probability/mathematical models.

REFERENCES

- [1] C. Zopounidis, P. Pardalos and G. Baourak is, "Fuzzy sets in management, economics, and marketing", 1st ed. River Edge, N.J.: World Scientific, 2001.
- [2] L. Dymowa, "Soft computing in economics and finance", 1st ed. Berlin: Springer, 2011.
- [3] J. de Andres Sanchez, "A Triangular Approximation for Fuzzy Discounted Cash Flows Based on Financial Indicators", Journal of computer and information technology, vol 1, iss 1, 2011.
- [4] J. Buckley, E. Eslami and T. Feuring, "Fuzzy Mathematics in Economics and Engineering", 1st ed. Heidelberg: Physica-Verlag HD, 2002
- [5] T. Korol, "Fuzzy Logic in Financial Management", Fuzzy Logic – Emerging Technologies and Applications, 2012

- [6] Z. Bro\|vz, "Fuzzy logic as a tool for solving economical problems", 2009.
- [7] M. Calder, "A Framework For Conducting Risk Assessment", *Childcare In Practice*, vol 8, iss 1, pp. 7-18, 2002.
- [8] K. Shang and Z. Hossen, "Applying Fuzzy Logic to Risk Assessment and Decision-Making", *Casualty Actuarial Society, Canadian Institute of Actuaries, Society of Actuaries*, 2013.
- [9] R. Ouache and A. A. J. Adham, "Quantitative Risk Assessment in Engineering System using Fuzzy Bow-tie", *International Journal of Current Engineering and Technology*, vol 4, iss 2, 2014.
- [10] H. Ishibuchi, T. Nakashima and M. Nii, "Classification and modeling with linguistic information granules", 1st ed. New York: Springer, 2005.
- [11] M. Matsatsinis, K. Kosmidou, M. Doumpos and C. Zopounidis, "A fuzzy decision aiding method for the assessment of corporate bankruptcy", *Fuzzy economic review*, vol 8, iss 1, pp. 13--23, 2003.
- [12] E. Su and S. Li, "A Financial Distress Prewarning Study by Fuzzy Regression Model of TSE-Listed Companies", *Asian Academy of Management Journal of Accounting and Finance*, vol 2, iss 2, 2006.
- [13] A. Lahsasna, "Evaluation of Credit Risk Using Evolutionary-Fuzzy Logic Scheme", Masters, Faculty of Computer Science and Information Technology, University of Malaya, 2009.
- [14] J. Jang, C. Sun and E. Mizutani, "Neuro-fuzzy and soft computing", 1st ed. Upper Saddle River, NJ: Prentice Hall, 1997
- [15] S. Naaz, A. Alam and R. Biswas, "Effect of different defuzzification methods in a fuzzy based load balancing application", *International Journal of Computer Science*, vol 8, iss 5, 2011