

Analysis of Complexes Pairing Performat Radical and Water

Sanaz Gharehzadeh Shirazi, Subira Gharehzadeh Shirazi, Fariba Jafari

II. PROCEDURE FOR PAPER SUBMISSION

Abstract—The present article comprises a theoretical study of structures Performat radical (HCO_3) with H_2O molecule. We make use of ab initio quantum chemical methods. Unrestricted Hartee-Fock (UHF) with the basis set 6-311+g(2df,2p) and density functional theory (B3LYP) with the basis set 6-311+g(2df,2p) and also we done atoms in molecules (AIM) theory for them. We have found four stable geometries the PerformatRadical(HCO_3) with H_2O .

Keywords—Hydrogen binding, Performat Radical, Water, Gaussian, Atoms in molecules (AIM) theory

I. INTRODUCTION

STUDIES of non-covalently bonded molecular clusters are of certain interest for contemporary chemical science from several both fundamental and applicative aspects[1]. Among all non-covalent interactions, the hydrogen binding ones are particularly significant. Although a rather large number of studies devoted to the hydrogen binding phenomenon has been published in the literature (from both experimental and theoretical viewpoints[1-5]), most of these studies have been devoted to hydrogen bonds formed in the case of complexes between neutral and ionic (often closed-shell) molecular systems and close-shell molecular systems. When interactions between open-shell systems (such as radicals) and closed-shell molecular systems is in question, the number of studies is much limited. This is due to both experimental and also theoretical difficulties arising in description and characterization of the systems in question. Having in mind the importance of free radicals in a number of fields of contemporary science (such as atmospheric chemistry, life sciences etc.), studies of the intermolecular interactions involving exactly these open-shell systems are highly desirable[6].

Peracids play a vital role in several chemically important reactions such as oxidizing agents in the epoxidation type of reagent in Baeyer-Villiger oxidation type of reactions, and so forth[6]. However, until there where we know, there are no much theoretical of radical Performat with water. In the present study, we focus on possibility of formation of complex Performat radical and water ($\text{HCO}_3\text{---H}_2\text{O}$) in the

A. General Calculation Method

All calculations performed in this work have been carried out by using the Gaussian 03 program package[7]. The geometries of the monomers and complexes has been optimized at the 6-311+g(2df,2p) basis set[8] employing the unrestricted density functional Becke's two parameter and Lee-Yang-Parr functional (B3LYP) method[9]. At this level of theory, we have also calculated the nature of the corresponding stationary points (minima or transition states) and to provide the zero-point vibrational energy (ZPVE). The interaction energy has been corrected from the inherent basis sets superpositions error (BSSE) using the full counterpoise method of Boys and Bernardi[10] at each calculated level, and also the AIM[11] analyses of B3LYP were performed. The NBO[12] methodology allows us to study the bonding-antibonding orbital interactions and we are reported their results in Table II.

B. Monomers

We have found two stable geometries the PerformatRadical(HCO_3). Both are planar, one in cis and the other in a trans configuration. But in this study we have only considered the cis conformer (see Fig 1), which corresponds to the lowest energy minimum, and the results are only briefly discussed.

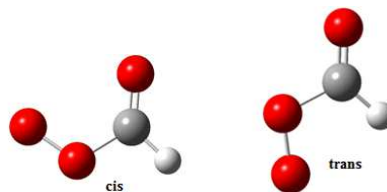


Fig. 1 Monomers

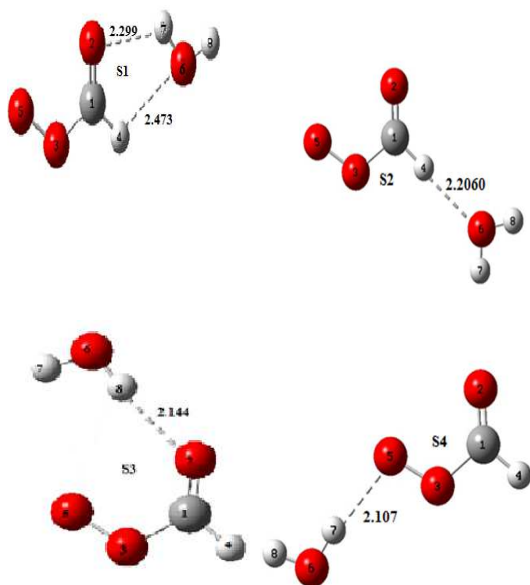
C. Complexes

We have the four minima located on the surface of H_2O with HCO_3 Radical with using B3LYP method which they are depicted in Figure 2.

Sanaz Gharehzadehshirazi, Department of Chemistry, Dezful Branch, Islamic Azad University, Dezful, Iran. e-mail: sa.shirazi1981@gmail.com

Subira Gharehzadehshirazi, Department of Chemistry Dezful Branch, Islamic Azad University, Dezful, Iran. so.shirazi@gmail.com

Fariba Jafari, Department of Chemistry, Dezful Branch, Islamic Azad University, Dezful, Iran. e-mail: faribajafari@yahoo.com.

Fig. 2 Complexes formed between H₂O and HCO₃ Radical.

III. RESULTS AND DISCUSSION

For the H₂O-HCO₃ complex, the most stable complexes studied in this work is complex 1, which has C₁ symmetry. Figure 2 shows that complex 1 has a five-member ring structure with one hydrogen bond, formed with the hydrogen of water and the oxygen carbonyl group(O₂H₇) with a computed hydrogen-bond distance of 2.299 Å° and the other bond formed between the oxygen of water and hydrogen Performat radical(O₆H₄) with a computed length of 2.473 Å°. Complex 3 has one hydrogen bonds, formed between the hydrogen of water and oxygen of carbonyl group (O₂H₈) with a computed hydrogen-bond distance of 2.144 Å°. Complex S4 has also one hydrogen bond(O₅H₇) with length of 2.107 Å°, which it is the shortest bond among other structures. In addition, complex S2 has no hydrogen bond however it has one bond between oxygen of water and hydrogen Performat radical(O₆H₄) with a computed distance of 2.206 Å°. The optimized geometries obtained by B3LYP method are displayed in Table I. The interaction energy is reported first without, and then with, counterpoise correction of basis set superposition error. The next two columns report these same quantities after the zero-point vibrational contributions have been added in. One may note that the ZPVE tends to diminish the binding energy by 4.5 – 5.5 kJ/mol, as does the counterpoise correction. (The only exception is the reversal between S3 and S4 in the D₀^{cp} quantity). After full correction for the latter quantities, the interaction energy of the H₂O + HCO₃-311+g(2df,2p) level complex S4 with one hydrogen bond has less stable than four structures. The figure 3 shows the atoms in molecules (AIM) theory and the value of electron density at BCP are given in Table III and IV. CP_S are classified according to their spectrum, which is the set of eigenvalues of the Hessian matrix of electron density, {λ₁ ≤ λ₂ ≤ λ₃} [13,14]. The number of non-zero eigenvalues and their associated sign are sufficient to define the type of a CP. The BCP has two negative eigenvalues, λ₁ ≤ λ₂ ≤ 0, and one

positive eigenvalue, λ₃ > 0. The ellipticity at the BCP; For ellipticity which is defined as $\varepsilon = [\frac{\lambda_1}{\lambda_2} - 1]$ indicates the stability of the BCP with respect to small geometrical changes such as those occurring during molecular vibration[14]. In there, the values of ellipticity for the investigated molecules range from 0.342 in S1 to 0.0033 in S3. For the investigated molecules $\nabla^2\rho$ are positive, and range from 0.0024 in S1 to 0.3172 in S3 au, where at a BCP, $\nabla^2\rho > 0$ as in H-bonding interaction or in ionic bonds and $\nabla^2\rho < 0$ as in covalent [13,15,16] in each dimer. In this work, the values of $\nabla^2\rho > 0$ for all of the dimers. G at the BCP is the kinetic electron energy density, V at the BCP is the potential electron energy density[17], which in this work, $-G_{\text{BCP}}/V_{\text{BCP}}$ is greater than 1 and this indicates a noncovalent interaction for all of the structures.

TABLE I
BINDING ENERGIES (KJ MOL⁻¹) THERMODYNAMIC DATA FOR THE ASSOCIATION OF PERFORMAT RADICAL (HCO₃) WITH H₂O

Entry	D _e	D _e ^{cp,a}	D ₀	D ₀ ^b
S1	-16.5061	-16.4546	-11.0643	-11.0129
S2	-15.3217	-15.1864	-11.6393	-11.5040
S3	-11.8841	-11.6011	-6.7045	-6.4215
S4	-10.3514	-10.3788	-5.4162	-5.4437

TABLE II
BOND ANGLES, BOND STRETCHES, STRETCHING FREQUENCY SHIFTS AND CHARGE TRANSFERS FOR COMPLEXES PAIRING HCO₃ RADICAL WITH WATER

S1		S2	
θ (O ₆ H ₇ O ₂),deg	124	θ (O ₆ H ₄ C ₁),deg	179
θ (O ₆ H ₄ C ₁),deg	108	Δr(C ₁ H ₄), mÅ°	0.3
Δr(O ₆ H ₇), mÅ°	21.2	q(O ₆ →H ₄),me	9.0
Δr(C ₁ H ₄), mÅ°	12.5	Δv(CH ₄)	8.44
q(O ₂ →H ₇),me	3.8	S4	—
q(O ₆ →H ₄),me	1.5	θ(O ₆ H ₇ O ₃),deg	172
Δv(C=O)	-23.07	Δr(O ₇ H ₆), mÅ°	6
Δv(CH ₄)	29.32	Δr(O ₃ O ₅), mÅ°	13.3
Δv(O ₆ H ₇)	-26.45	q(O ₅ →H ₇),me	12
S3		Δv(O ₅ O ₃)	15.03
θ(O ₆ H ₈ O ₂),deg	174	Δv(O ₆ H ₇)	-51.81
Δr(O ₆ H ₈)	5.1	—	—
q(O ₂ →H ₈)	6.2	—	—
Δv(C=O)	-11	—	—

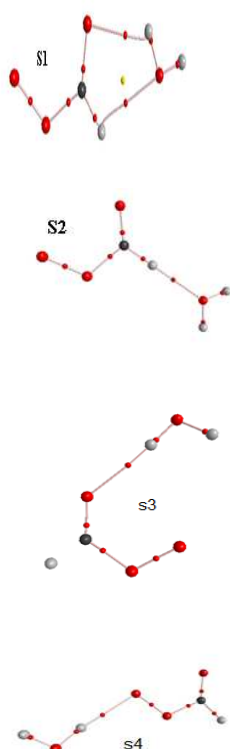


Fig. 3 Complexes formed between H₂O and HCO₃ Radical with AIM theory

TABLE III
PARAMETERS FOR BONDS BETWEEN H₂O AND HCO₃ RADICAL

Entry		ρ_{BCP}	$\nabla^2\rho$	λ_1	λ_2	λ_3
S1	H ₇ --O=C	0.0123	0.0029	-0.0130	-0.0111	0.0701
	H ₄ --O ₆	0.0089	0.0024	-0.0079	-0.0059	0.0522
S2	H ₄ --O ₆	0.0145	0.0030	-0.0172	-0.0156	0.0812
S3	H ₈ --O=C	0.0142	0.3172	-0.0169	-0.0169	0.0846
S4	H ₇ --O ₅	0.0174	0.0034	-0.0225	-0.0213	0.0976

TABLE IV
PARAMETERS FOR BONDS BETWEEN H₂O AND HCO₃ RADICAL

Entry		ϵ	G_{BCP}	V_{BCP}	$-G_{BCP}/V_{BCP}$
S1	H ₇ --O=C	0.1634	0.0106	-0.0096	1.0960
	H ₄ --O ₆	0.3420	0.0078	-0.0059	1.3114
S2	H ₄ --O ₆	0.1044	0.0112	-0.0102	1.0926
S3	H ₈ --O=C	0.0033	0.0117	-0.0107	1.0942
S4	H ₇ --O ₅	0.0590	0.0134	-0.0133	1.0066

IV. CONCLUSION

Calculation at the UHF and B3LYP level, carried out in this work on Perform at radical and water have led us to the following conclusion. There are four minima on the potential energy surface of HCO₃...H₂O dimer. In the stablest

structures, there are two interaction between H₂O molecule and Performat radical (HCO₃) and that has total energy about 16 kJ mol⁻¹, reduced to 11 kJ mol⁻¹ when zero point vibrational energy is included. The C-H covalent bond is contracted when it participate in CH...O intraction, and its stretching frequency shifted to the blue, about 30 cm⁻¹, and the C=O...H interaction, and its stretching frequency shifted to the red, about -23 cm⁻¹. And also electron density analyses carried out for each H-bond.

ACKNOWLEDGEMENTS

The authors gratefully acknowledge partial support of this work by the Islamic Azad University, Dezfoul Branch, Dezfoul, Iran.

REFERENCES

- [1] S.Scheiner, Hydrogen Bonding – A Theoretical Perspective, Oxford University Press, Oxford, 1997, and references therein.
- [2] K. Müller-Dethlefs, P. Hobza, *Chem. Rev.* 100, 2000, 143.
- [3] K. Hermanson, *J. Phys. Chem. A* 106, 2002, 4695.
- [4] Lj. Pejov, K. Hermanson, *J. Chem. Phys.* 119, 2003, 313.
- [5] P. Hobza, Z. Havlas, *Chem. Rev.* 100, 2000, 4253.
- [6] M. Solimannejad, Gh. Azimi, L. Pejov 400, 2004, 185.
- [7] Frish M. J. et al. Gaussian 03. Revision B02, Gaussian, Inc. Pittsburgh, PA, 2003.
- [8] Krishnan, R. Binkley, J. S. Seeger, R. Pople, J. A. *J. Chem. Phys.* 72(1980) 650.
- [9] Becke, A. D. *J. Chem. Phys.* 98, 1993, 5648.
- [10] S. B. Boys and F. Beranrdi, *Mol. Phys.* 19, 1993.
- [11] Bader, R. F. W. *Atoms in Molecules: A Quantum Theory*, Oxford University press, Oxford, U.K. 1990.
- [12] A. E. Reed, L. A. Curtiss, and F. weinhold, *Chem. Rev.* 88, 1988, 899.
- [13] R. F. W. Bader, *Atoms in Molecules: A Quantum Theory*, Oxford University Press, Oxford, U. K. 1990.
- [13] P. L. A. Popelier, *Atoms in Molecules, an Introduction*, Prentice Hall, Pearson Education Limited, 2000.
- [14] Bader, R. f. W. *Chem. Rev.* 91, 1991, 893.
- [15] Cremer, D. Kraka, E. *Angew. Chem. Int. Ed. Engl.* 23, 1984, 627.
- [16] Jenkins, S. Morrison, *J. Chem. Phys. Lett.* 317, 2000, 97.