

An Improved Face Recognition Algorithm Using Histogram-Based Features in Spatial and Frequency Domains

Qiu Chen, Koji Kotani, Feifei Lee, Tadahiro Ohmi

Abstract—In this paper, we propose an improved face recognition algorithm using histogram-based features in spatial and frequency domains. For adding spatial information of the face to improve recognition performance, a region-division (RD) method is utilized. The facial area is firstly divided into several regions, then feature vectors of each facial part are generated by Binary Vector Quantization (BVQ) histogram using DCT coefficients in low frequency domains, as well as Local Binary Pattern (LBP) histogram in spatial domain. Recognition results with different regions are first obtained separately and then fused by weighted averaging. Publicly available ORL database is used for the evaluation of our proposed algorithm, which is consisted of 40 subjects with 10 images per subject containing variations in lighting, posing, and expressions. It is demonstrated that face recognition using RD method can achieve much higher recognition rate.

Keywords—Face recognition, Binary vector quantization (BVQ), Local Binary Patterns (LBP), DCT coefficients.

I. INTRODUCTION

FACE recognition seems to be the most natural and effective method compared with other personal biometric features, such as voice, fingerprint, iris pattern, etc. because it is a similar wavy human does and there is no need to use special equipments. Many algorithms have been proposed for solving face recognition problem [1]-[11]. These algorithms can be roughly divided into two categories, namely, statistics-based and structure-based approaches. Statistics-based approaches [5]-[7] attempt to capture and define the face as a whole. The face is treated as a two dimensional pattern of intensity variation. Under this approach, the face is matched through finding its underlying statistical regularities. Based on the use of the Karhunen-Loeve transform, PCA [5] is used to represent a face in terms of an optimal coordinate system which contains the most significant eigenfaces and the mean square error is minimal. However, it is highly complicated and computational-power hungry, making it difficult to implement them into real-time face recognition applications.

Qiu Chen is with the Department of Information and Communication Engineering, Kogakuin University, Tokyo, 163-8677 Japan (e-mail: chen@cc.kogakuin.ac.jp).

Koji Kotani is with the Department of Electronics, Graduate School of Engineering, Tohoku University, Sendai, 980-8579 Japan.

Feifei Lee is with the School of Optical-Electrical and Computer Engineering, University of Shanghai for Science and Technology, China (e-mail: feifeilee1701@163.com).

Tadahiro Ohmi is with the New Industry Creation Hatchery Center, Tohoku University, Sendai, 980-8579 Japan.

Structure-based approach [3], [4] uses the relationship between facial features, such as the locations of eye, mouth and nose. It can implement very fast, but recognition rate usually depends on the location accuracy of facial features, so it cannot give a satisfied recognition result.

There are many other algorithms that have been used for face recognition, such as Local Feature Analysis (LFA) [11], neural network [1], local autocorrelations and multi-scale integration technique [2], and other techniques have been proposed.

Discrete Cosine Transform (DCT) is not only widely used in many image and video compression standards [12], but also for pattern recognition as a means of feature extraction [13]-[22]. The main merit of the DCT is its relationship to the KLT [18]. It has been demonstrated that DCT best approach KLT [23], but DCT can be computationally more efficient than the KLT depending on the size of the KLT basis set.

In [27], we present a simple, yet highly reliable face recognition algorithm using Binary Vector Quantization (BVQ) method for facial image recognition in compressed DCT domain. Feature vectors of facial image are firstly generated by using DCT coefficients in low frequency domains. Then, the codevector referred count histogram, which is utilized as a very effective facial feature value, is obtained by Vector Quantization (VQ) [24] processing. This algorithm can be considered utilizing the phase information of DCT coefficients by applying binary quantization on the DCT coefficient blocks. If we could combine spatial information of the facial image, the composite features of face are expected to be more robust and effective. In [28], we utilize Local Binary Patterns (LBP) to represent facial features in spatial domain. These two histograms, which contain spatial and frequency domain information of a facial image, are utilized as a very effective personal value. Recognition results with different type of histogram features are first obtained separately and then combined by weighted averaging.

Although BVQ histogram and LBP histogram have been demonstrated to be very efficient for face recognition, it only uses the counted histogram as the feature information to identify the people and the geometric information of face is unused. So we cannot know which region of facial part the matched codevector belongs to. The region-division (RD) method [30] is adopted in this paper, which combines the position information of facial components and the histogram features for recognition. The combined features of face are expected to be more robust and effective.

		Horizontal Frequency							
		0	1	2	3	4	5	6	7
Vertical Frequency	0	DC	AC01	AC02	AC03	23	-9	-14	19
	1	AC10	AC11	AC12	AC13	-11	11	14	7
	2	AC20	AC21	AC22	AC23	-18	3	-20	-1
	3	AC30	AC31	AC32	AC33	-8	-3	-3	8
	4	-3	10	8	1	-11	18	18	15
	5	4	-2	-18	8	8	-4	1	-7
	6	9	1	-3	4	-1	-7	-1	-2
	7	0	-8	-2	2	1	4	-6	0

Fig. 1 Generation of Low-frequency DCT coefficients (used as phase information)

This paper is organized as follows. A brief introduction to DCT as well as LBP histogram is given in Section II. Our proposed face recognition method will be described in detail in Section III. Experimental results will be discussed in Section IV. Finally, we make a conclusion in Section V.

II. RELATED WORKS

A. Discrete Cosine Transform (DCT)

Discrete Cosine Transform (DCT) is used in JPEG compression standard. The DCT transforms spatial information to decoupled frequency information in the form of DCT coefficients.

2D DCT with block size of $N \times N$ is defined as:

$$C(u, v) = \alpha(u)\alpha(v) \sum_{x=0}^{N-1} \sum_{y=0}^{N-1} f(x, y) \cdot \cos\left(\frac{(2x+1)u\pi}{2N}\right) \cos\left(\frac{(2y+1)v\pi}{2N}\right) \quad (1)$$

$$f(x, y) = \sum_{u=0}^{N-1} \sum_{v=0}^{N-1} \alpha(u)\alpha(v) C(u, v) \cdot \cos\left(\frac{(2x+1)u\pi}{2N}\right) \cos\left(\frac{(2y+1)v\pi}{2N}\right) \quad (2)$$

where,
$$\alpha(\omega) = \begin{cases} \frac{1}{\sqrt{N}} & : \text{for } \omega = 0 \\ \frac{2}{\sqrt{N}} & : \text{for } \omega = 1, 2, \dots, N-1 \end{cases} \quad (3)$$

B. Face Recognition Using Binary Vector Quantization in Low-Frequency DCT Domains

In [27], we proposed a feature extraction algorithm for face recognition using binary vector quantization (VQ) to generate feature vectors of facial image from DCT (Discrete Cosine transform) coefficients in low frequency domains.

First, low-pass filtering is carried out using 2-D moving filter. Block segmentation step, in which facial image is divided into small image blocks with an overlap, namely, by sliding dividing-partition one pixel by one pixel, is the following. Then the pixels in the image blocks (typical size is 8x8) are transformed using DCT according to (1).

A typical sample of transformed block is shown in Fig. 1. The DCT coefficients of the image block are then used to form a feature vector. From left to right and top to bottom, the

frequency of coefficients changes from low to high as shown in Fig. 1. Because low frequency component is more effective for recognition, we only use the coefficients on the left and above to extract features. The equation for calculation is shown as:

$$\begin{aligned} a[0] &= AC01; \\ a[1] &= AC11; \\ a[2] &= AC10; \\ a[3] &= (AC02 + AC03 + AC12 + AC13) / 4; \\ a[4] &= (AC22 + AC23 + AC32 + AC33) / 4; \\ a[5] &= (AC20 + AC21 + AC30 + AC31) / 4 \end{aligned} \quad (4)$$

where $a[i]$ is the element of extracted feature vector, and $d[i][j]$ is the coefficient value at point (i, j) , respectively.

After that, quantization of the feature vectors is implemented. There are only 2 types of value for each $a[i]$, so the number of combination of 6-dimensional vector is 64, which is very easy and fast to be determined. The number of vectors with same index number is counted and feature vector histogram is easily generated, and it is used as histogram feature of the facial image. In the registration procedure, this histogram is saved in a database as personal identification information. In the recognition procedure, the histogram made from an input facial image is compared with registered individual histograms and the best match is output as recognition result.

C. Local Binary Patterns (LBP) Histogram

The original LBP operator proposed by [29], is used for robust texture description. The operator labels the pixels of an image by thresholding the 3x3-neighbourhood of each pixel with the center value and considering the result as a binary number. Then the histogram of the labels can be used as a texture descriptor. Fig. 2 shows an illustration of the basic LBP operator.

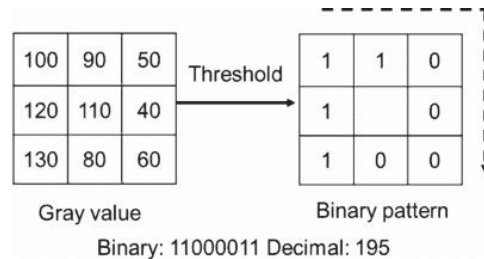


Fig. 2 Fundamental LBP operator

The limitation of the fundamental LBP operator is its small 3x3 neighborhood which cannot capture dominant features with large scale structures. Hence, the operator later is extended to use neighborhood of different sizes. As shown in Fig. 3, $LBP(P, R)$ means P sampling points on a circle of radius of R to get LBP features. For instance, $LBP(8, 2)$ means comparing a neighborhood of 8 on the circle of radius of 2 to get LBP features.

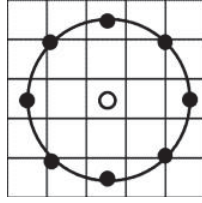


Fig. 3 The circular (8,2) neighborhood

After labeling an image with the LBP operator, the histogram of the labeled image $p(x,y)$ can be defined as

$$H_u = \sum_{x,y} U(p(x,y) = u), u = 0, 1, \dots, n-1 \quad (5)$$

where n is the number of different labels produced by the LBP operator and

$$U(A) = \begin{cases} 1, & A = \text{ture} \\ 0, & A = \text{false} \end{cases} \quad (6)$$

An LBP histogram can effectively describe the distribution of the local micro-patterns over a whole face image without any indication about their locations. For efficient face representation, one should also retain spatial information. Thus, a face image can be equally divided into small regions. And then, the LBP features extracted from each sub-region are concatenated into a single histogram as

$$H_{u,v} = \sum_{x,y} U(p(x,y) = u)U\{(x,y) \in R_v\} \quad (7)$$

where $u = 0, 1, \dots, n-1$ and $v = 0, 1, \dots, m-1$.

III. PROPOSED METHOD

As described in Section II, B, we have proposed a face recognition algorithm by applying binary quantization on the low-frequency DCT coefficient blocks, which was demonstrated to be effective for face recognition by experimental results. Actually, it can be thought that phase information of low-frequency DCT coefficients is extracted by this algorithm. If we could combine spatial information of the facial image, the composite features of face are expected to be more robust and effective.

We utilize LBP to represent facial features in spatial domain. In this paper, we propose an improved face recognition algorithm using combined histogram-based features. Fig. 5 shows proposed face recognition process steps. First, low-pass filtering is carried out using 2-D moving filter. This low-pass filtering is essential for reducing high-frequency noise and extracting most effective low frequency component for recognition. Then the total face area is divided into several regions with respective sizes as shown in Fig. 4, and histogram-based features in spatial and frequency domains of every region are generated separately.




Fig. 4 Region division

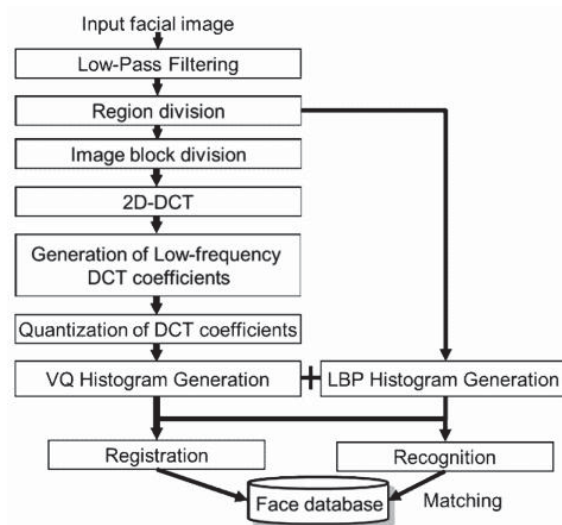


Fig. 5 Face recognition process using combined histogram-based features

Block segmentation step, in which facial image is divided into small image blocks with an overlap, namely, by sliding dividing-partition one pixel by one pixel, is the following. Then the pixels in the image blocks (typical size is 8x8) are transformed using DCT according to (1). After generations of low-frequency DCT coefficients, binary quantization of the feature vectors is implemented as described in Section II, B, and then BVQ histogram of low-frequency DCT coefficients is created. On the other hand, LBP histogram of facial image in spatial domain is generated after filtering processing. Once the features have been selected, LBP histogram is created by using (7) as described in Section II, C.

These two histograms, which contain both spatial and low frequency domain information of a facial image, are utilized as a very effective personal feature. Recognition results with different type of histogram features are first obtained separately and then combined by weighted averaging.

IV. EXPERIMENTAL RESULTS AND DISCUSSIONS

A. ORL Database

Face database of AT&T Laboratories Cambridge [25], [26] is used for recognition experiments. In the database, 10 facial

images for each of 40 persons (totally 400 images) with variations in face angles, face sizes, facial expressions, and lighting conditions are included. Each image has a resolution of 92x112. Five images were selected from each person's 10 images as probe images and remaining five images are registered as album images. Recognition experiment is carried out for 252 ($_{10}C_5$) probe-album combinations by rotation method. The algorithm is programmed by ANSI C and run on PC (Pentium(R)D processor 840 3.2GHz).

B. Results and Discussions

Figs. 6, 7 show the comparison of the recognition results with different features. The average recognition rates obtained by each case with block size of 8x8 are shown here. Recognition success rates are shown as a function of filter size. Recognition results of maximum average rate only using LBP histogram achieved 90.7%, average recognition rate increases combined with BVQ histogram of low-frequency DCT coefficients. By using RD method with the block size of 2x4, the maximum of the average rate 99.06% is achieved, which is almost 5.3% higher than that only using BVQ histogram in our previous work (the maximum of the average rate is 93.7%) [27].

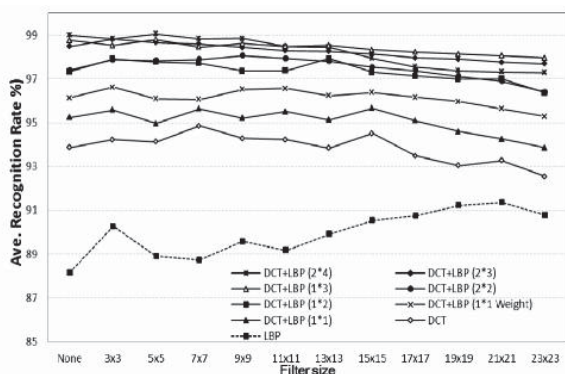


Fig. 6 Comparison of recognition results

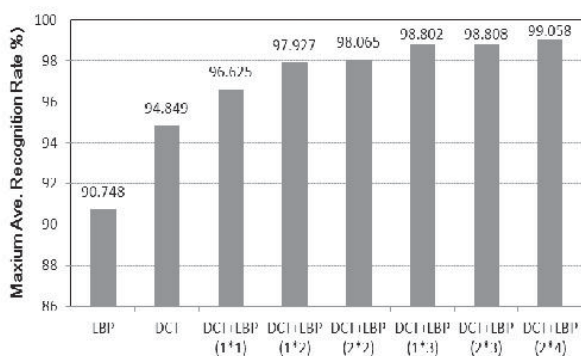


Fig. 7 Comparison of recognition results with different features

Fig. 8 shows recognition results using combined features with the same weighting coefficient of two histogram features. Recognition success rates are shown as a function of filter size. "Max," "Min" and "Ave" stand for the best case, worst case, and average results in 252 ($_{10}C_5$) probe-album combinations,

respectively. The highest average recognition rate of 99.06% is obtained at the filter size of 5x5. By combining these two different features, namely spatial and frequency domain information of a facial image, the most important information for face recognition can effectively be extracted.

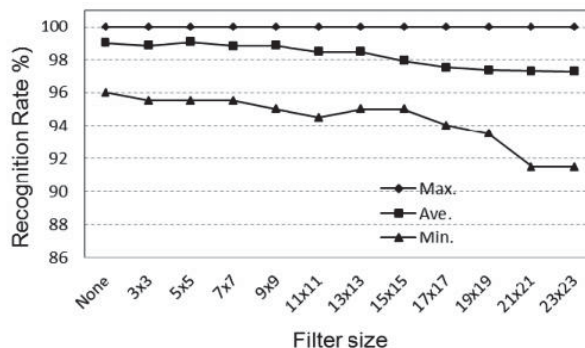


Fig. 8 Recognition rate as a function of filter size (image size is 8x8 for DCT coefficients here)

C. Conclusions and Future Work

We have developed a very simple yet highly reliable face recognition method using features extracted from low-frequency DCT domain and spatial domain of a facial image, which is combined with BVQ histogram and LBP histogram. We adopted region-division (RD) method in this paper, which combines the position information of facial components and the histogram features for recognition. Excellent face recognition performance has been verified by using publicly available ORL database. The effect of the image block size will be discussed in our future work, as well as the performance evaluation of the face recognition using larger face database.

ACKNOWLEDGMENT

This work was partially supported by JSPS KAKENHI Grant Number 15K00159.

REFERENCES

- [1] R. Chellappa, C. L. Wilson, and S. Sirohey, "Human and machine recognition of faces: a survey," Proc. of IEEE, vol. 83, no. 5, 1995, pp.705-740.
- [2] S. Z. Li and A. K. Jain, "Handbook of face recognition," Springer, New York, 2005.
- [3] R. Brunelli and T. Poggio, "Face recognition: features versus templates," IEEE Trans. Pattern Analysis and Machine Intelligence, vol. 15, no. 10, 1993, pp. 1042-1052.
- [4] L. Wiskott, J. M. Fellous, N. Kruger, and C. Malsburg, "Face recognition by elastic bunch graph matching," IEEE Trans. Pattern Analysis and Machine Intelligence, vol. 19, no. 10, 1997, pp.775-780.
- [5] M. Turk and A. Pentland, "Eigenfaces for recognition," Journal of Cognitive Neuroscience, vol. 3, no. 1, 1991, pp. 71-86.
- [6] W. Zhao, "Discriminant component analysis for face recognition," Proc. ICPR'00, Track 2, 2000, pp. 822-825.
- [7] K.M. Lam, H. Yan, "An analytic-to-holistic approach for face recognition based on a single frontal view," IEEE Trans. Pattern Analysis and Machine Intelligence, vol. 20, no. 7, 1998, pp. 673-686.
- [8] M. S. Bartlett, J. R. Movellan, and T. J. Sejnowski, "Face recognition by independent component analysis," IEEE Trans. on Neural Networks, vol. 13, no. 6, 2002, pp. 1450-1464.

- [9] B. Moghaddam and A. Pentland, "Probabilistic visual learning for object representation," *IEEE Trans. Pattern Analysis and Machine Intelligence*, vol. 19, no. 7, 1997, pp. 696-710.
- [10] S. G. Karungaru, M. Fukumi, and N. Akamatsu, "Face recognition in colour images using neural networks and genetic algorithms," *Int'l Journal of Computational Intelligence and Applications*, vol. 5, no. 1, 2005, pp. 55-67.
- [11] P. S. Penev and J. J. Atick, "Local feature analysis: a general statistical theory for object representation," *Network: Computation in Neural Systems*, vol. 7, no. 3, 1996, pp. 477-500.
- [12] W. B. Pennebaker and J. L. Mitchell, "JPEG still image data compression standard," Van Nostrand Reinhold, New York, 1993.
- [13] H. B. Kekre, T. K. Sarode, P. J. Natu, and S. J. Natu, "Transform based face recognition with partial and full feature vector using DCT and Walsh transform," *Proc. of the Int'l Conf. & Workshop on Emerging Trends in Technology*, 2011, pp. 1295-1300.
- [14] Z. Liu and C. Liu, "Fusion of color, local spatial and global frequency information for face recognition," *Pattern Recognition*, vol. 43, Issue 8, Aug. 2010, pp. 2882-2890.
- [15] H. F. Liao, K. P. Seng, L. M. Ang, and S. W. Chin, "New parallel models for face recognition," *Recent Advances in Face Recognition*, Edited by K. Delac etc., In Tech, 2008, pp. 15-26.
- [16] R. Tjahyadi, W. Liu, S. An and S. Venkatesh, "Face recognition via the overlapping energy histogram," *Int'l Joint Conf. on Artificial Intelligence*, 2007, pp. 2891-2896.
- [17] D. Zhong and I. Defee, "Pattern recognition in compressed DCT domain," *Proc. of Int'l Conf. on Image Processing*, vol. 3, 2004, pp. 2031 - 2034.
- [18] Z. M. Hafed and M. D. Levine, "Face recognition using the Discrete Cosine Transform," *Int'l Journal of Computer Vision*, vol. 43, no. 3, 2001, pp. 167-188.
- [19] S. Eickeler, S. Müller and G. Rigoll, "Recognition of JPEG compressed face images based on statistical methods," *Image and Vision Computing Journal, Special Issue on Facial Image Analysis*, vol. 18, no. 4, Mar. 2000, pp. 279-287.
- [20] S. Eickeler, S. Müller, and G. Rigoll, "High quality face recognition in JPEG compressed images," *Proceeding of Int'l Conf. on Image Processing*, vol. 1, Oct. 1999, pp. 672-676.
- [21] V. Nefian and M. H. Hayes, "Hidden Markov models for face recognition," *Int'l Conf. on Acoustics, Speech, and Signal Processing*, May 1998, pp. 2721-2724.
- [22] M. Shneier and M. Abdel-Mottaleb, "Exploiting the JPEG compression scheme for image retrieval," *IEEE Trans. on Pattern Analysis and Machine Intelligence*, vol. 18, no. 8, Aug. 1996, pp. 849-853.
- [23] A. Jain, *Fundamentals of Digital Image Processing*, Prentice: Englewood Cliffs, NJ, 1989.
- [24] A. Gersho and R. M. Gray, "Vector quantization and signal compression," Kluwer Academic, 1992.
- [25] AT&T Laboratories Cambridge, "The database of faces," at <http://www.cl.cam.ac.uk/research/dtg/attarchive/facedatabase.html> [retrieved: Dec. 2013].
- [26] F. Samaria and A. Harter, "Parameterisation of a stochastic model for human face identification," *2nd IEEE Workshop on Applications of Computer Vision*, 1994, pp. 138-142.
- [27] Q. Chen, K. Kotani, F. F. Lee, and T. Ohmi, "Face recognition using VQ Histogram in compressed DCT domain," *Journal of Convergence Information Technology*, vol. 7, no. 1, 2012, pp. 395-404.
- [28] Q. Chen, K. Kotani, F. F. Lee, and T. Ohm, "Face Recognition Using Histogram-based Features in Spatial and Frequency Domains", *Proceeding of the Sixth International Conference on Advances in Multimedia (MMEDIA 2014)*, 2014, pp. 53-57.
- [29] T. Ojala, M. Pietikainen, T. Maenpaa, "Multiresolution gray-scale and rotation invariant texture classification with local binary patterns," *IEEE Transactions on Pattern Analysis and Machine Intelligence*, vol. 24, no. 7, 2002, pp. 971-987.
- [30] K. Kotani, Q. Chen, F. F. Lee, and T. Ohmi "Region-division VQ histogram method for human face recognition," *Intelligent Automation and Soft Computing*, vol. 12, no. 3, 2006, pp. 257-268.