

Adaptive E-Learning System Using Fuzzy Logic and Concept Map

Mesfer Al Duhayyim, Paul Newbury

Abstract—This paper proposes an effective adaptive e-learning system that uses a coloured concept map to show the learner's knowledge level for each concept in the chosen subject area. A Fuzzy logic system is used to evaluate the learner's knowledge level for each concept in the domain, and produce a ranked concept list of learning materials to address weaknesses in the learner's understanding. This system obtains information on the learner's understanding of concepts by an initial pre-test before the system is used for learning and a post-test after using the learning system. A Fuzzy logic system is used to produce a weighted concept map during the learning process. The aim of this research is to prove that such a proposed novel adapted e-learning system will enhance learner's performance and understanding. In addition, this research aims to increase participants' overall understanding of their learning level by providing a coloured concept map of understanding followed by a ranked concepts list of learning materials.

Keywords—Adaptive e-learning system, coloured concept map, fuzzy logic, ranked concept list.

I. INTRODUCTION

E-LEARNING is commonly used for web-based instruction to allow learners to access online courses through the internet [1], [2]. The benefits of e-learning systems have been addressed in many previous investigations [3]; however, there are several limitations of existing e-learning systems. Key issues with traditional e-learning are that each learner views the same learning content and is provided with the same learning style and there can be a lack of feedback and tutor interaction in the learning process [4]. The lack of feedback is one of the critical e-learning issues that could limit the users learning. In the worst cases, this limitation can make the learners stop using the e-learning system or even drop the course [5]. The lack of tutor interaction is another critical issue in e-learning systems where the students may have different knowledge levels or preferred learning styles [3]. Researchers in computer-based education have become increasingly interested in the subject of adaptation in e-learning, and two important terms have emerged: adaptivity; and adaptability. Adaptivity describes the modification of e-learning lessons in response to user behaviour, such modification being based on what amounts to an AI application using rules that predefined and connect with a series of different parameters. Adaptability, on the other hand, is what happens when it is the user who modifies and changes the learning process by personalising e-learning lessons to suit themselves [6], [7]. The current stage of development is that adaptivity in e-

learning makes use of new technologies and modes of expression developed originally in Computer Based Training and Adaptive Hypermedia Systems [7].

Various adaptive techniques have been used in adaptive e-learning systems in different forms to provide adaptation services to the e-learning environment. Adaptation e-learning techniques answer three fundamental questions in adaptive e-learning systems; what can they adapt, to what they can adapt, and how can they adapt. They have been used in different aspects of the e-learning environment to provide adaptivity and personalization. For example, some researchers have used adaptive techniques to determine the knowledge level of an individual student. Others have used an adaptive mechanism to identify the learning styles and preferences of each learner. Adaptive algorithms have been used to evaluate and adapt the learning content for each student based on his/her performance. Therefore, many adaptive techniques have been employed in the last decade such as concept maps, fuzzy logic, expert system, Bayesian network, overlay model, stereotypes, etc., to provide an effective adaptation system in the learning process [8]-[13].

In this paper, concept maps and fuzzy logic are used as adaptive techniques, which are applied to e-learning system to achieve this adaptivity. A concept map is a method of denoting relationships between ideas, images, or words. There are many uses of concept maps such as stimulating the generation of ideas, brainstorming, communicating complex ideas [8]. Concept maps are used in the field of education, for instance, assessing learner knowledge of learning goals, concepts, and the relationship between those concepts. There are two key uses of concept maps. For instance, they are used to show the structure of learning materials in hierarchal style [14] and they are also used to capture the understanding of the student of those materials.

The concept map has been used in many research projects to help the students learn and motivate them when tackling challenging topics, such as Engineering drawing [15]. The findings of this piece of research showed that the concept maps helped the students to understand how to correspond the shapes to the appropriate sides of a Socket Head Screw, they could improve their work by using animations 3-D with immediate step-by-step instructions and apply it to students with both low spatial ability and high spatial-ability. Others have used the concept map to calculate the student's knowledge about a specific topic automatically [16]. However, they have mentioned that due to the large number of students who have used their system, the system needs improvement, and needs a powerful tool to handle the numbers involved in

Mesfer Al Duhayyim is with the University of Sussex, United Kingdom (e-mail: mesferabdu@hotmail.com).

large data usage. An adaptive intelligent system called OPCOMITS has been developed based on a concept map model to organise the topic in the hierarchical approach to measuring the student's knowledge about a topic and to animate learning [14]. The experiment gained positive results for a computer programming course, but it is not clear if it would work for various other kinds of subject matter, such as sciences, humanities, and foreign languages courses. Concept maps work well with programming courses because they present any hierarchical learning material with prerequisite relationships between the concepts e.g. classes, methods, inheritance, etc., in a visual style that can simply be examined and shared. The research mentions improvements to this investigation are needed by using data mining techniques such as Bayesian Networks, Fuzzy logic theory, decision tree, etc., to perform enhancements by identifying the prerequisite relationship between the concepts. By using these adaptive techniques, the experts of the course can add the suitable content based on the student's performance and arrange the concepts and the relationships between them.

In this paper, instead of using the weight of relationships between the concepts and questions [14], the concept weight itself is used, and the prerequisite concepts are based on the concept impact value after the students take the pre- or post-tests during the learning process.

A fuzzy logic system is used in combination with a pre-test to evaluate the student's knowledge level for each concept in the domain, and produce a ranked concept list of learning materials to address weaknesses in the learners understanding. Fuzzy logic was introduced by [17] as a method for computing with words [18]. Fuzzy logic is a design of multi-valued logic that enables intermediate values between regular evaluations such as true/false, yes/no, high/low, and big/small. Ideas such as rather tall or very fast can be declared mathematically and treated by computers to apply a more human-like approach of thinking in computer programming [19], [20]. Fuzzy logic theory labels reasoning in the circumstances of real-life uncertainty. For example, the phrase "only slightly understood" may be represented as a score, e.g., between 65 and 75 as well as the phrase "understood fairly well" could represent the score between 80 and 90 in the field of learning environment [21], [22].

Many researchers have used fuzzy logic to determine and update the student's knowledge level model for each domain concept [23]-[26], and to personalise and recommend learning path to be followed by the students based on their learning evaluation [9], [27]. In particular, [23] have used fuzzy logic integrated into the student model and four fuzzy sets for defining student knowledge of a domain concept have been identified as: Unknown (Un): the degree of progress in the domain concept is from 0% to 60%. Unsatisfactory Known (UK): the degree of achievement in the domain concept is from 55% to 75%. Known (K): the degree of success in the domain concept is from 70% to 90%. Learned (L): the degree of success in the domain concept is from 85% to 100%. They did not justify the percentages of the degree of the achievement in the domain concept especially with

"Unknown" notation and this seems higher than would normally be expected. Reference [24] have developed PeRSIVA system to attain validity, accuracy, and effectiveness of the intelligent e-learning system. This evaluation method is a combination of some algorithms such as the well-known Kirkpatrick assessment methodology [28] and layered evaluation framework to design and correct the assessment process of student model in an adaptive e-learning system. PeRSIVA method evaluates the student model by combining fuzzy logic and stereotypes techniques of e-learning system. They have piloted an experiment on a group of students who used the system to learn the programming language C. The results of the experiment were considered satisfactory and it helped them with adaptivity to make valid decisions. However, they have suggested making PeRSIVA framework more valid; it has to be examined in various learning circumstances situations such as other courses types; data structures, database systems.

Reference [27] have developed an educational application module fuzzy knowledge state definer (FuzKSD) to implement and evaluate a web-based education that performs individualised instruction on the field of programming languages (C Programming language). The system's evaluation showed that the incorporation of fuzzy sets with overlay and stereotype models provides significantly to the adaptation of the learning process to the learning movement of each learner. FuzKSD supports the students that previously understand the aspects of computer programming to save time and effort through the learning process. Although they have used more than one adaptive technique such as fuzzy logic, overlay model and stereotype in this system to enhance the adaptively and personalised e-learning, they did not give an overview of their system in general, so it has hard to be clear of the structure they used.

Reference [9] have built a personalised remedial learning system to support learners after taking an online test evaluation. The fuzzy logic theory has been used to construct a proper learning path based on the learner's misunderstandings found in the chosen quiz. Their system will select the most suitable remedial contents for each learner based on the learning path for each learner in each concept regarding the learners' favourites. The learning path idea in this research is based on the student's misunderstanding about a particular topic, and it is different from the research of [27] that the learning path of each learner is based on the difficulty level of each concept. They have noticed from their study investigation, their system could be more usable if they develop the features of teaching websites, including the learning styles, and obtained online teaching contents automatically instead of adding the materials manually. Additionally, [26] have designed, implemented and evaluated DEPTHs (Design Pattern Teaching Help System) to present the student model. The student model in DEPTHs is a result of combining the stereotype and overlay modelling approaches. By using the knowledge assessment method based on fuzzy rules, which are a combination of production rules and fuzzy logic, the student model keeps updating during the

learning process. The student model in the DEPTH system has similar concepts and processes to the student's learning path in the remedial learning system that has been completed by [9]. DEPTH is a Web-based ITS for teaching software design patterns. They have suggested upgrading their system by supporting collaborative, project-based learning to allow collaboration between the students in DEPTH system. The updated system could integrate various current learning systems and tools such as a Learning Management System, software modelling tool, different collaboration tools and related online repositories of software DPs [29]. These integrations could develop students' learning effectiveness and performance by giving them educational services actively promoting the collaborative learning process to provide more participation in the learning process.

A review of the work above leads this research to offer a proposed system which it is postulated will provide better results by using a combination of coloured concept maps and

fuzzy logic to evaluate and show the learner's knowledge level for each concept in the domain, and produce a ranked concept list of learning materials to address misconceptions in the learner's knowledge level.

II. SYSTEM OVERVIEW

Concept and Fuzzy Adaptive E-learning system (CaFAE) has been built to enhance learner's performance and understanding. The structure of the system is shown in Fig. 1. There are three main components in this system; the fuzzy logic system, the coloured concept map (CCM) and the ranked concept list (RCL). Each of these components is explained in this paper in more detail due to their importance in the system to achieve the adaptation. Teachers and students can use this system, and each one has a separate user interface to interact with the system.

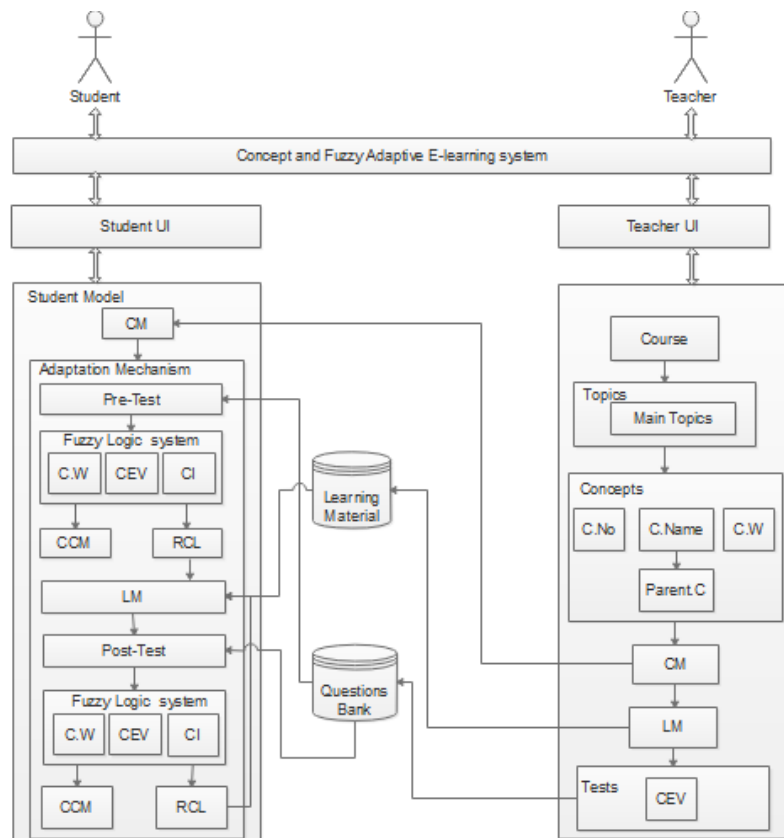


Fig. 1 The architecture of CaFAE system

A. Teacher Interface

At the beginning of using the system, teachers can login into the system within this interface and create courses, main topics, related concepts of each topic, and add learning materials (LM) and store this in the Learning Material database. To construct a concept map (CM) of the course as shown in Fig. 2, teachers are able to determine the concept

number (C.No), concept weight (C.W) which is explained in detail in Fuzzy logic system section, concept name (C.Name) and parent of the concepts (Parent.C) if needed. They can also create pre- and post-tests to evaluate the learner's understanding level of each concept in the topic, and store it in Questions Bank database. To do so, concept error values (CEV), which are explained in detail in fuzzy logic system

section, must be specified when the teachers create the tests.

B. Student Model

In this model, learners are able to see the concept map of the course to have a better understanding of the course structure. Then, learners take an initial pre-test before learning the materials to evaluate their knowledge levels of each concept in the topic. A fuzzy logic system is used with the pre-test evaluation to evaluate the learner's knowledge level for each concept in the domain, and construct a coloured concept map (CCM) to show the learners their knowledge levels and

produce a ranked concept list (RCL) of learning materials (LM) to address their misconceptions in the learners understanding. Learners have to follow their ranked concept list to learn the material in different formats (text, audio and video). After using the system to learn the materials, they take a post-test to measure their abilities of understanding the concepts and are presented with a revised coloured concept map to show their understanding levels of each concept. The system mechanism is described in detail in the next section.

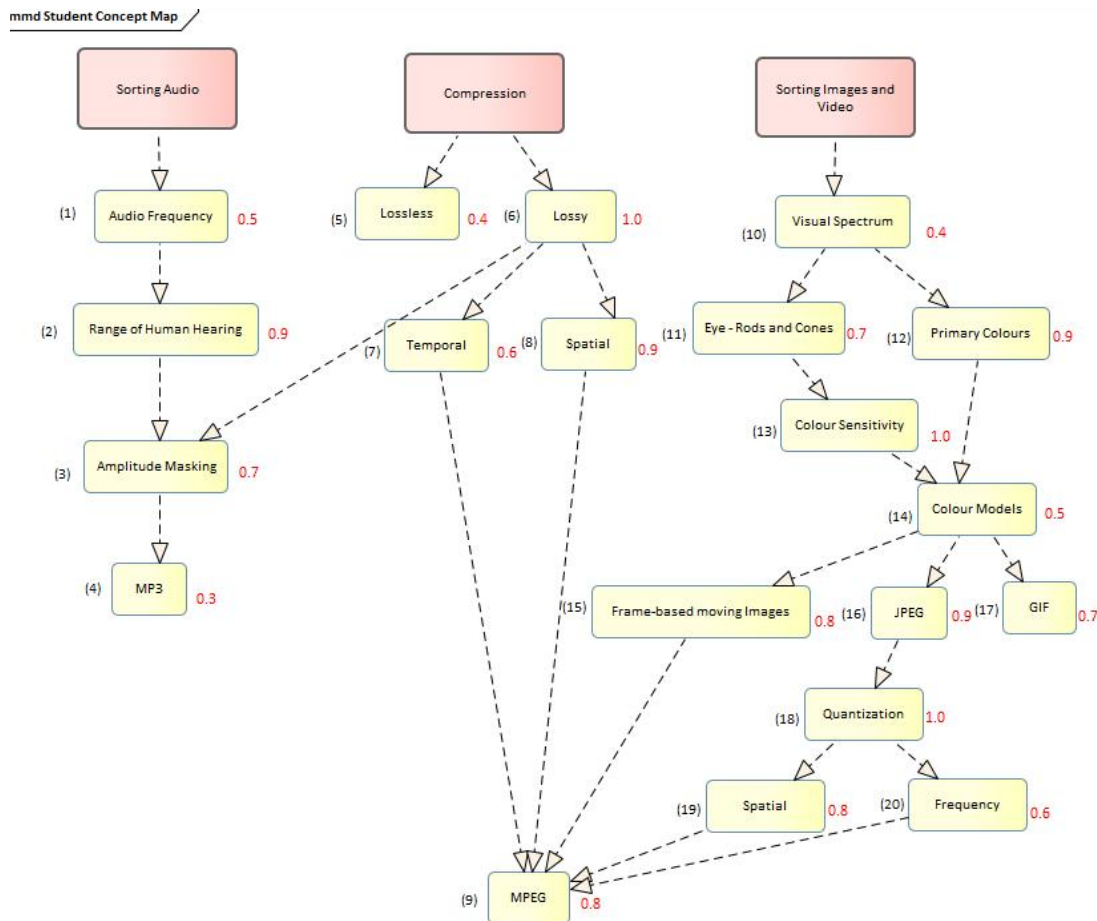


Fig. 2 Course concept map for the Multimedia Design and Applications Digital Media course

III. ADAPTATION MECHANISM

The adaptive process works as sequential stages in this system as follows.

A. Pre-Test and Post-Test

The purpose of the pre-and post-test is to assess the learners' knowledge level of the concepts for the module. To calculate both tests, two input variables are determined Concept Weight (C.W) and Concept Error Value (CEV), and one output variable Concept Impact (CI), which are explained in detail in the fuzzy logic system section. Only the teacher of the course is responsible to give these two input values in the phases of

creation the concepts and tests. The CI variable is used to give output values to be arranged in the ranked concept list (RCL) after submitting the pre-or post-test. The teachers can create an unlimited number of questions with multiple choice-type questions. Each question is related to one concept in the topic to determine the knowledge level of the students in each concept, and the students are allowed to choose only one choice for each question. Each choice of each question could be one of the knowledge level categories (*Learned, Known, Unsatisfied known, and Unknown*). Each choice has its own error value determined by the teacher.

B. CCM and RCL

After submitting the pre- or post-test, students receive two major components in this system. They can display their coloured concept map to discover their knowledge levels for each concept in the domain, and they can follow their ranked concept list based on their results of the pre-test. Therefore, we represent the knowledge level category via a colour representation of the concept map, as shown in Fig. 2, based on the student's answers to the pre-test and post-test. Students can browse their own knowledge level for each concept through this coloured map. Concepts with knowledge levels are specified with different colours, and each colour represents a knowledge level such as "Learned" with green, "Known" with blue, "Unsatisfied known" with orange, "Unknown" with red.

Students must follow their ranked concept list based on their pre- or post-test results after completing each test. They will cover the learning material based on the provided ranked list, concept-by-concept until they complete all the concepts in the topic. After learning all the concepts, they can take a post-test to evaluate their knowledge levels of each concept in the topic.

C. LM

As we mentioned above, teachers can add the learning

materials and store them into LM database once they create the course. Learning materials could be provided in different formats (text, audio and video). Students can learn with their preferable learning style, and can choose one or all of these learning media. They cannot choose any concept in the course to learn without first taking the pre-test. Therefore, learning materials are provided to the students based on their concept understanding and ranked concept list.

IV. FUZZY LOGIC SYSTEM

In this system, fuzzy logic will be used to assess the learners' knowledge level for each concept in the domain, and recommend the suitable learning materials. Therefore, to build the fuzzy logic system [30], the problem needs to be specified and the input and output variables and their range determined, fuzzy sets are determined, fuzzy rules are constructed, and fuzzy inference is performed. Based on these tasks, we follow these following steps:

1. Specify the Problem and Define the Linguistic Variables: For this system, there are three main linguistic variables: concept weight C.W, concept error value CEV as input variables, and concept impact CI as an output variable. The linguistic variables are shown in Fig. 3.

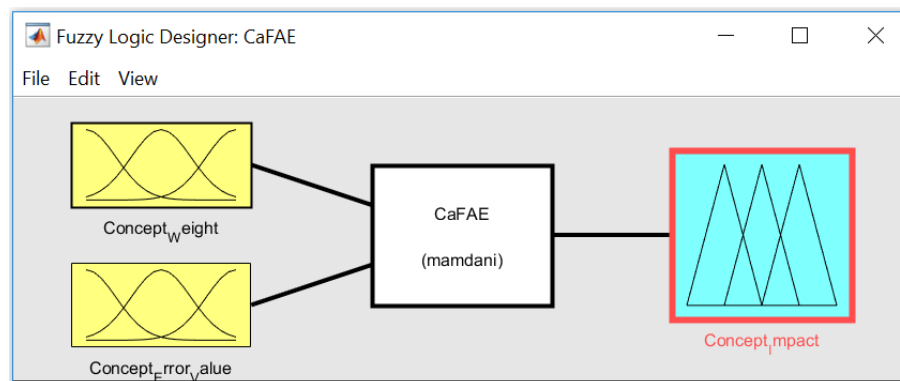


Fig. 3 Linguistic variables of CaFAE system

A. Concept Weight (C.W)

The concept weight variable C.W is the first input variable, and it is considered as the most important factor of the learning process environment because it determines the most important concept that must be understood before learning the other related concepts in the topic. In this system, each concept has its own weight which is determined by the expert of the course, and the range value of the concept weight is between 0.0 and 1.0. Therefore, when the concept weight reaches the value (1.0), the concept becomes the most important amongst related concepts in the topic. On the other hand, when the concept weight has smaller value than the others, it becomes less important concept between the related concepts. For this study, in the fuzzy logic system, there are three linguistic values *Small*, *Medium*, and *Large*, and each linguistic value has its range fuzzy values (0.0 to 0.4), (0.3 to

0.8) and (0.7 to 1.0), respectively, to show the importance of learning a specific concept.

B. Concept Error Value (CEV)

The concept error value CEV is the second input variable, and it is derived from the student's answer from the pre- or post-test in the beginning or during learning the materials of the course. Therefore, the CEV has four linguistic values *Learned*, *Known*, *Unsatisfied Known*, and *Unknown*, and each linguistic value has its own range fuzzy values (0 to 25), (20 to 50), (45 to 75) and (70 to 100), respectively, to determine the knowledge level of each concept in the domain for each student.

C. Concept Impact (CI)

The concept impact value is an output variable, and it is a

result of the input variables C.W and CEV calculation using MATLAB Fuzzy Logic Toolbox from the MathWorks [30]. This value will be obtained from each question. Therefore, we will have 20 concept impact values. All these values will be arranged into the ranked concepts list in different methods. Therefore, we categorise the output values based on MATLAB Fuzzy Logic Toolbox result, and CI has three linguistic values *Small*, *Medium*, and *Large*, and each linguistic value has its range of fuzzy values (0 to 35), (25 to 70) and (60 to 100), respectively, to be arranged in the ranked list which students can learn the appropriate related concepts in a topic.

2. Determine Fuzzy Sets: A fuzzy set is a set of objects with fuzzy boundaries such as low, medium or high for concept's level of understanding. To assign a fuzzy set, the proposed system represents it as a function and then maps the elements of the set to their degree of membership. The ideal example in fuzzy sets in the proposed system is an unknown concept. The elements of its fuzzy set "unknown" are all weak or unknown concepts, but their degrees of membership are based on their levels. Standard membership functions applied in fuzzy expert systems are triangles and trapezoids.
3. Construct Fuzzy Rules: After defining the input and output variables with their fuzzy sets, this system addresses the fuzzy rules as in Fig. 4, and the only one who can build the fuzzy rules is the expert because they already know how the problem can be solved using all the linguistic variables with their terms. Fuzzy rules are used to take personal knowledge. "A fuzzy rule is a conditional statement in the form (IF x is A, THEN y is B) where x and y are linguistic variables, and A and B are linguistic values defined by fuzzy sets" [30]. Therefore, there are three concept weights and four concept error values, which produce 12 possible rules, as shown in Fig. 4. For example, IF the concept weight is *Medium* AND the concept error value is *Known* THEN the impact of the concept is *Small*.

```

1. IF (Concept_Weight is Small) and (Concept_Error_Value is Learned) then (Concept_Impact is Small) (1)
2. IF (Concept_Weight is Small) and (Concept_Error_Value is Known) then (Concept_Impact is Small) (1)
3. IF (Concept_Weight is Small) and (Concept_Error_Value is Unknown) then (Concept_Impact is Large) (1)
4. IF (Concept_Weight is Small) and (Concept_Error_Value is Unsatisfied_Known) then (Concept_Impact is Small) (1)
5. IF (Concept_Weight is Medium) and (Concept_Error_Value is Learned) then (Concept_Impact is Small) (1)
6. IF (Concept_Weight is Medium) and (Concept_Error_Value is Known) then (Concept_Impact is Small) (1)
7. IF (Concept_Weight is Medium) and (Concept_Error_Value is Unsatisfied_Known) then (Concept_Impact is Medium) (1)
8. IF (Concept_Weight is Medium) and (Concept_Error_Value is Unknown) then (Concept_Impact is Large) (1)
9. IF (Concept_Weight is Large) and (Concept_Error_Value is Learned) then (Concept_Impact is Small) (1)
10. IF (Concept_Weight is Large) and (Concept_Error_Value is Known) then (Concept_Impact is Medium) (1)
11. IF (Concept_Weight is Large) and (Concept_Error_Value is Unsatisfied_Known) then (Concept_Impact is Large) (1)
12. IF (Concept_Weight is Large) and (Concept_Error_Value is Unknown) then (Concept_Impact is Large) (1)

```

Fig. 4 Fuzzy rules inference using MATLAB Fuzzy Logic Toolbox

4. Performing the Fuzzy Inference: Fuzzy inference is the procedure of expressing the mapping from a given input to an output by using the fuzzy sets theory. To process the fuzzy inference, four steps [30] need to be done: fuzzification of the input variables, rule evaluation, aggregation of the rule outputs and defuzzification.

Step 1. Fuzzification

First, the crisp inputs are obtained, C.W and CEV (concept weight and concept error value), and the degree of each one of these inputs must be assigned to the suitable fuzzy sets. In this

phase, the degree of membership for the linguistic values of C.W and CEV is computed. The values of C.W and CEV are determined by the teachers when they create the concepts and tests. The teachers can give numbers between 0.0 and 1.0 to represent the concept weight. Also, they give numbers between 0 and 100 to represent the concept error value for each choice in creation of the pre- or post-tests. Once the crisp inputs C.W and CEV, are attained, they are fuzzified compared to the suitable linguistic fuzzy sets. In this method, each input is applied to all the membership functions used by the fuzzy rules to be fuzzified.

Step 2. Rule evaluation or inference step

This phase is to take the fuzzified inputs, and apply them to the antecedents of the fuzzy rules, as in Fig. 4. Each certain fuzzy rule has many antecedents, and the fuzzy operator (AND) is used to acquire a single number that represents the result of the antecedent evaluation. The consequent membership function then takes the number and applies it to its membership function. In this system, the fuzzy inference uses AND operation between the C.W and CEV as input linguistic variables in the IF antecedents part, and uses one output linguistic variable in the THEN consequent part. To assess the combination of the rule antecedents, we use the AND fuzzy operation *intersection* with min method as in (1):

$$\mu A \cap B(X) = \min[\mu A(x), \mu B(x)] \quad (1)$$

Based on (1), we examined our rules using rule number 6:

IF x is A IF concept weight is medium (0.5)

AND y is B AND concept error value is known (30)

THEN z is C THEN concept impact is small (14.9)

$$\mu C(z) = \min[\mu A(x), \mu B(y)] = \min[0.5, 30] = 14.9$$

Based on possible of combinations of the two linguistic terms and the two fuzzy input variables, a total of 12 rules are produced, as in Fig. 4. The expert of the system defines all the fuzzy inference. Each rule has an output variable which is defined as a fuzzy output variable CI, the concept impact, which includes *Small*, *Medium*, and *Large* as its three related linguistic terms. All these three values of the output variable CI are represented to be the final values of the concept impact levels.

Step 3. Aggregation of the rule outputs

"Aggregation is a process of conjunction of the outputs of all rules. The membership functions of all rule consequents will be joined into a single fuzzy set. Therefore, the input of the aggregation process is the list of consequent membership functions, and the output is one fuzzy set for each output variable." [30]

Step 4. Defuzzification

"The last step in the fuzzy inference process is defuzzification. Fuzziness evaluates the rules, but the final output of a fuzzy system has to be a crisp number. The input for the defuzzification process is the aggregate output fuzzy set and the output is a single number" [30].

V. RANKED CONCEPT LIST

After completing the pre-test, students receive their concept

impact values derived from the questions' answers. To arrange the ranked concepts list (RCL), the priority to be the top of the list to be learned first is the highest concept impact value from all the concept impact values, and then the smaller values until the smallest value is the last concept to be learned. However, if two or more concept impact values are equal and have the same value additional methods are used to solve this problem that are explained below.

There are two methods to arrange the ranked concepts list based on the highest value for each variable:

A. First Method

Ranked Concepts List (RCL) = Concept Impact Value (CIV) \rightarrow Concept Weight (C.W) \rightarrow Concept Number (C.No)

Ranked Concept List arrangement:

Input: Concept Impact (CI), Concept Weight (C.W), Concept Error Value (CEV), and Concept Number (C.No)

Output: A suitable ranked concept list (RCL)

Process:

- 1) $RCL = \{0\}$
- 2) Find the highest concept impact value (CI) from the ranked concept list (RCL) values.
- 3) Add the highest CI into first place in RCL.
While (CI value < highest CI value) {
Find the next highest (CI) value to the head of the RCL.
Add the next highest CI into the next place in RCL.
If (CI value = highest CI value)
Do {
Find the highest concept weight C.W from the concepts that have the same CI values.
Add the highest C.W into the next place in RCL.
While (C.W value < highest C.W value) {
Find the next highest (C.W) value to the head of the RCL.
Add the next highest C.W into the next place in RCL.
else
If (CI value = highest CI value) and (C.W value = highest C.W value)
Do {
Find the first concept number (C.No) in the RCL.
Add the first C.No into the next place in RCL.
} until (CI value \neq highest CI value) and (C.W value \neq highest C.W value)
} until (CI value \neq highest CI value)
}
else Add CI to RCL
- 4) Return RCL.

In this method, as explained in the algorithm above the priority to be learned first is the highest concept impact value (CIV), and then followed by the smaller values, but if there are two or more concept impact values (CIV) that are equal, then we compare between the concept weights (C.W) of these equally concept impact values (CIV), and the highest concept weight value (C.W) between these concepts will be the priority to be learned first. Finally, if two or more concepts have equal concept impact values (CIV) and equal concept weight values (C.W), then the priority to be learned first is based on the concept number (C.No) in the ranked concepts

list (RCL) (i.e. See student example in Table I).

B. Second Method

Ranked Concepts List (RCL) = Concept Impact Value (CIV) \rightarrow Concept Weight (C.W) \rightarrow Concept Error Value (CEV) \rightarrow Concept Number (C.No)

Ranked Concept List arrangement:

Input: Concept Impact (CI), Concept Weight (C.W), Concept Error Value (CEV), and Concept Number (C.No)

Output: A suitable ranked concept list (RCL)

Process:

- 1) $RCL = \{0\}$
- 2) Find the highest concept impact value (CI) from the ranked concept list (RCL) values.
- 3) Add the highest CI into first place in RCL.
While (CI value < highest CI value) {
Find the next highest (CI) value to the head of the RCL.
Add the next highest CI into the next place in RCL.
If (CI value = highest CI value)
Do {
Find the highest concept weight C.W from the concepts that have the same CI values.
Add the highest C.W into the next place in RCL.
While (C.W value < highest C.W value) {
Find the next highest (C.W) value to the head of the RCL.
Add the next highest C.W into the next place in RCL.
else
If (CI value = highest CI value) and (C.W value = highest C.W value)
Do {
Find the highest concept error value CEV from the concepts that have the same CI values and C.W values.
Add the highest CEV into the next place in RCL.
While (CEV value < highest CEV value) {
Find the next highest (CEV) value to the head of the RCL.
Add the next highest CEV into the next place in RCL.
else
If (CI value = highest CI value) and (C.W value = highest C.W value) and (CEV value = highest CEV value)
Do {
Find the first concept number (C.No) in the RCL.
Add the first C.No into the next place in RCL.
} until (CI value \neq highest CI value) and (C.W value \neq highest C.W value) and (CEV value \neq highest CEV value)
} until (CI value \neq highest CI value) and (C.W value \neq highest C.W value)
} until (CI value \neq highest CI value)
}
else Add CI to RCL
- 4) Return RCL.

In this method, the priority to be learned first is the highest concept impact value (CIV), and then followed by the smaller values, but if there are two or more concept impact values (CIV) that are equal, then we compare between the concept weights (C.W) of these equal concept impact values (CIV), and the highest concept weight value (C.W) between these concepts will be the priority to be learned first. However, if

two or more concepts have equal concept impact values (CIV) and equal concept weight values (C.W), then we compare between the concept error values (CEV) of these equally concept impact values (CIV) and equal concept weights (C.W), and the highest concept error value (CEV) between these concepts will be the priority to be learned first. Finally, if two or more concepts have equal concept impact values (CIV), equal concept weight values (C.W) and equal concept error values (CEV), then the priority to be learned first is based on the concept number (C.No) in the ranked concepts list (RCL) (i.e. See student example in Table I).

TABLE I
KNOWLEDGE LEVEL OF A STUDENT

C.No	C.W	CEV	KL	CIV	CI	FIRST METHOD RCL	Second Method RCL
1	0.5	75	UK	81.9	L	4	4
2	0.9	60	USK	84.7	L	1	2
3	0.7	25	K	16	S	5	5
4	0.3	55	USK	15.4	S	8	8
5	0.4	35	K	15.8	S	7	7
6	1.0	17	L	14.5	S	9	9
7	0.6	45	K	16	S	6	6
8	0.9	99	UK	84.7	L	2	1
9	0.8	50	USK	81.9	L	3	3
10	0.4	0	L	14.5	S	10	10

VI. CONCLUSION

This paper presents an adaptive e-learning system called Concept-based and Fuzzy Adaptive E-learning (CaFAE). CaFAE has been developed to evaluate and show the learner's knowledge level for each concept in the domain, and produce a ranked concept list of learning materials to identify misconceptions in the learner's knowledge level. A coloured concept map has been designed to show a visual representation of the student's knowledge level for each concept in the topic, and to increase participants' overall learning level and effectiveness. Fuzzy logic is used to assess the learners' knowledge level for each concept in the domain, and recommend the suitable learning materials using a ranked concept list.

As future work, we are planning to run a pilot study in a real class environment to test the system. Although other researchers have designed systems using fuzzy logic or concept maps, and run their experiments on programming languages, this system has several novel components and will be tested as part of a technical digital media module with cohorts of students who will study this module at an undergraduate level.

REFERENCES

- [1] Akseyn, R. M., D. L. McCracken, and E. A. Yoder, *KMS: a distributed hypermedia system for managing knowledge in organizations*. Communications of the ACM, 1988. 31(7): p. 820-835.
- [2] Moore, J. L., C. Dickson-Deane, and K. Galyen, *e-Learning, online learning, and distance learning environments: Are they the same?* The Internet and Higher Education, 2011. 14(2): p. 129-135.
- [3] Liaw, S.-S., *Investigating students' perceived satisfaction, behavioral intention, and effectiveness of e-learning: A case study of the Blackboard system*. Computers & Education, 2008. 51(2): p. 864-873.
- [4] Conlan, O., D. Dagger, and V. Wade. *Towards a standards-based approach to e-Learning personalization using reusable learning objects*. in *Proc. of World Conference on E-Learning, E-Learn*. 2002.
- [5] Pechenizkiy, M., et al. *Mining the student assessment data: Lessons drawn from a small scale case study*. in *Educational Data Mining 2008*. 2008.
- [6] Khemaja, M. and A. Taamallah, *Towards Situation Driven Mobile Tutoring System for Learning Languages and Communication Skills: Application to Users with Specific Needs*. Educational Technology & Society, 2016. 19(1): p. 113-128.
- [7] Klačnja-Milićević, A., et al., *Personalization and Adaptation in E-Learning Systems*, in *E-Learning Systems*. 2017, Springer. p. 21-25.
- [8] Vanides, J., et al., *Concept maps*. Science Scope, 2005. 28(8): p. 27-31.
- [9] Hsieh, T.-C., M.-C. Lee, and C.-Y. Su, *Designing and implementing a personalized remedial learning system for enhancing the programming learning*. Educational Technology & Society, 2013. 16(4): p. 32-46.
- [10] Stansfield, J.L., *Wumpus Advisor I. A First Implementation of a Program That Tutors Logical and Probabilistic Reasoning Skills*. AI Memo 381. 1976.
- [11] Rich, E., *User modeling via stereotypes*. Cognitive science, 1979. 3(4): p. 329-354.
- [12] Liebowitz, J., *Expert systems: A short introduction*. Engineering Fracture Mechanics, 1995. 50(5): p. 601-607.
- [13] Ben-Gal, I., *Bayesian networks*. Encyclopedia of statistics in quality and reliability, 2007.
- [14] Dogan, B. and E. Dikbıyık, *OPCOMITS: Developing an adaptive and intelligent web based educational system based on concept map model*. Computer Applications in Engineering Education, 2016. 24(5): p. 676-691.
- [15] Violante, M. G. and E. Vezzetti, *Design of web-based interactive 3D concept maps: A preliminary study for an engineering drawing course*. Computer Applications in Engineering Education, 2015. 23(3): p. 403-411.
- [16] Awati, M. A. S. and A. Dixit, *Automated Evaluation Framework for Student Learning using Concept Maps*. 2017.
- [17] Zadeh, L. A., *Fuzzy sets*. Information and control, 1965. 8(3): p. 338-353.
- [18] Zadeh, L. A., *Fuzzy logic= computing with words*. IEEE transactions on fuzzy systems, 1996. 4(2): p. 103-111.
- [19] Hájek, P., *What is mathematical fuzzy logic*. Fuzzy sets and systems, 2006. 157(5): p. 597-603.
- [20] Zadeh, L. A., *Making computers think like people (fuzzy set theory)*. IEEE spectrum, 1984. 21(8): p. 26-32.
- [21] Yen, J., L. Wang, and C.W. Gillespie, *Improving the interpretability of TSK fuzzy models by combining global learning and local learning*. IEEE Transactions on fuzzy Systems, 1998. 6(4): p. 530-537.
- [22] Zimmermann, H.-J., *Fuzzy set theory—and its applications*. 2011: Springer Science & Business Media.
- [23] Chrysafiadi, K. and M. Virvou, *Evaluating the integration of fuzzy logic into the student model of a web-based learning environment*. Expert Systems with Applications, 2012. 39(18): p. 13127-13134.
- [24] Chrysafiadi, K. and M. Virvou, *A knowledge representation approach using fuzzy cognitive maps for better navigation support in an adaptive learning system*. SpringerPlus, 2013. 2(1): p. 81.
- [25] Chrysafiadi, K. and M. Virvou, *Fuzzy logic for adaptive instruction in an e-learning environment for computer programming*. IEEE transactions on Fuzzy Systems, 2015. 23(1): p. 164-177.
- [26] Jeremić, Z., J. Jovanović, and D. Gašević, *Student modeling and assessment in intelligent tutoring of software patterns*. Expert Systems with Applications, 2012. 39(1): p. 210-222.
- [27] Zafar, A. and I. Albidewi, *Evaluation study of eLGuide: A framework for adaptive e-learning*. Computer Applications in Engineering Education, 2015. 23(4): p. 542-555.
- [28] Kirkpatrick, D. L., *Techniques for evaluating training programs*. Training and development journal, 1979.
- [29] Jeremić, Z., J. Jovanović, and D. Gašević, *Evaluating an intelligent tutoring system for design patterns: The DEPTHS experience*. Educational Technology & Society, 2009. 12(2): p. 111-130.
- [30] Negnevitsky, Michael, *Artificial intelligence: a guide to intelligent systems*, 2005.