

# Detection Characteristics of the Random and Deterministic Signals in Antenna Arrays

Olesya Bolkhovskaya, Alexey Davydov, Alexander Maltsev

**Abstract**—In this paper, approach to incoherent signal detection in multi-element antenna array are researched and modeled. Two types of useful signals with unknown wavefront were considered: first one, deterministic (Barker code), and second one, random (Gaussian distribution). The derivation of the sufficient statistics took into account the linearity of the antenna array. The performance characteristics and detecting curves are modeled and compared for different useful signals parameters and for different number of elements of the antenna array. Results of researches in case of some additional conditions can be applied to a digital communications systems.

**Keywords**—Antenna array, detection curves, performance characteristics, quadrature processing, signal detection.

## I. INTRODUCTION

**D**ETECTION of useful signals that are not fully known has a great practical importance. This is typical for modern sonar or radar system [1]- [10]. The useful signal may depend not only on significant parameters, but also from the irrelevant (nuisance) parameters. In this case, the sufficient statistic can be obtained by averaging the likelihood ratio for irrelevant parameters [11]- [16]. If the nuisance parameter is the phase of the useful signal and all other parameters are known, incoherent, or quadrature matched filter is applied [9]. We have considered this scheme for narrowband signals, multi-element antenna array and with additional processing based on the information about the shape of the wave front. The planar wavefront assumption corresponds to finding the source of the signal in the far field. In this case, considering the known antenna array shape, it is possible to calculate the time delay of the signal relative to the first element of the array and the corresponding phase shift.

The narrowband signals review allows to simplify the problem and assume that the signals at the antenna array elements have the same amplitude and differ only in phase. In this case, the real signal can be replaced by the complex envelope.

## II. SIGNAL MODEL

Consider the narrowband linear  $M$ -element antenna array that receives the additive mixture of the useful signal  $S[n]$ , where  $n=1, \dots, N$

O. Bolkhovskaya is with the Department of Bionics and Statistical Radiophysics, Radiophysics Faculty, N.I.Lobachevsky State University, Nizhny Novgorod, 603105, Nizhny Novgorod, Gagarin ave., 23. Russia (e-mail: obol@rf.unn.ru).

A. Davydov and A. Maltsev are with the Department of Bionics and Statistical Radiophysics, Radiophysics Faculty, N.I.Lobachevsky State University, Nizhny Novgorod, 603105, Nizhny Novgorod, Gagarin ave., 23. Russia.

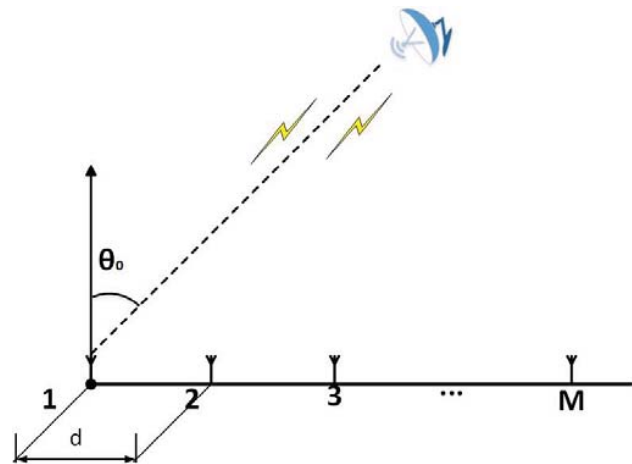


Fig. 1 Linear antenna array geometry

$$S[n] = \begin{pmatrix} S_1[n] \\ S_2[n] \\ \vdots \\ S_M[n] \end{pmatrix} = A[n] \begin{pmatrix} e^{j\psi_1(\theta_0)} \\ e^{j\psi_2(\theta_0)} \\ \vdots \\ e^{j\psi_M(\theta_0)} \end{pmatrix} \quad (1)$$

and complex Gaussian noise  $\xi[n]$  with zero mean and covariance matrix  $C$ . Here  $n=1, \dots, N$  is the sample size,  $\psi_m(\theta_0)$  is unknown phase on each  $m$ -th element of the antenna array,  $\theta_0$  - the angle of arrival of the useful signal (Fig. 1).

Consider two types of the useful signal: first one, with random amplitude  $A[n]$  distributed according to a Gaussian law (Fig. 2 (a)) and second one, in which amplitude  $A[n]$  is function, changing according to a certain law (Barker code, Fig. 2 (b)).

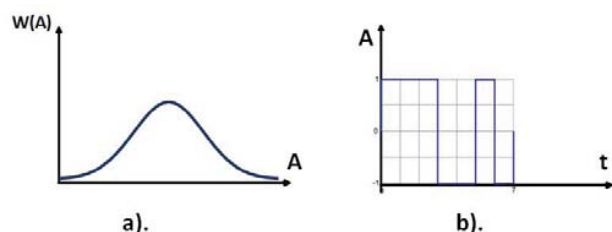


Fig. 2 Signal amplitude: (a) Gaussian distribution; (b) Barker code

The hypothesis testing problem can be formulated as a classical two-alternative:

$$\begin{aligned} H_0 : \mathbf{x}[n] &= \boldsymbol{\xi}[n] \\ H_1 : \mathbf{x}[n] &= \boldsymbol{\xi}[n] + \mathbf{S}[n] \end{aligned} \quad (2)$$

The decision about signal presence or absence is made the decision is made after comparing the likelihood ratio  $\Lambda$  to a some threshold value  $\Lambda_{th}$ . In accordance with Neumann-Pearson's criterion threshold value  $\Lambda_{th}$  is defined for the given false alarm probability.

### III. THE DETECTION CIRCUIT

We solve the problem of detection based on the well known classical scheme [1], [4], [9] for the signal with random initial phase (Fig. 3).

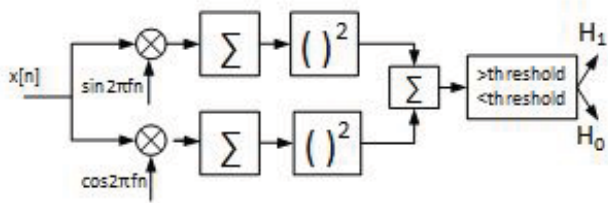


Fig. 3 Classical unknown phase signal detection

We were interested in multi-element antenna array, so this scheme was modified for complex vector data.

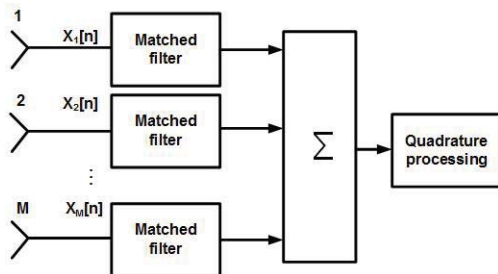


Fig. 4 The summation stage

Matched filtering performed on each element of antenna array. After that all outputs of the matched filters were summed. And only after that quadrature processing was done (Fig. 4). In addition, we used information on the linearity of the antenna. In the linear antenna array the phasor can be represented as

$$\mathbf{s} = e^{-j\phi} \begin{pmatrix} e^{j2\pi f \cdot 0} \\ e^{j2\pi f \cdot \tau_1} \\ \vdots \\ e^{j2\pi f \cdot \tau_1} \end{pmatrix} \quad (3)$$

where  $\tau_i$ - known delay time in the propagation of the signal to the  $i$ -th element and  $\phi$ - random uniformly distributed initial

phase. So, it is possible to find the maximum likelihood angle of arrival (AoA) of a signal and compensates the corresponding phase shift. This can be taken into account before summation (Fig. 5).

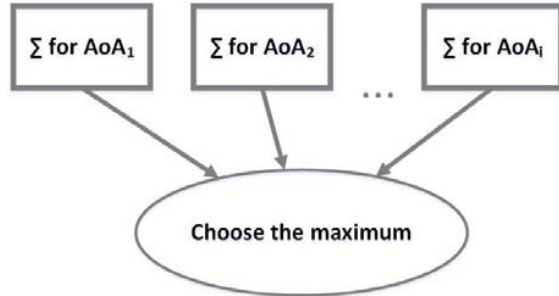


Fig. 5 Maximum sum choice

The decision about the presence of a useful signal is accepted if decision test-statistics exceed the threshold.

### IV. SIMULATION RESULTS

The above-described detection scheme is simulated in MATLAB environment. We considered 4-element, 16-element and 64-element antenna array, a complex white Gaussian noise with unit intensity and two types of signal: with random Gaussian amplitude and amplitude varying in accordance with a Barker code. The length of the Barker code data on charts is 13 credits.

Fig. 6 shows the detection curves for the two types of signals, direction of arrival of the signal is arbitrary.

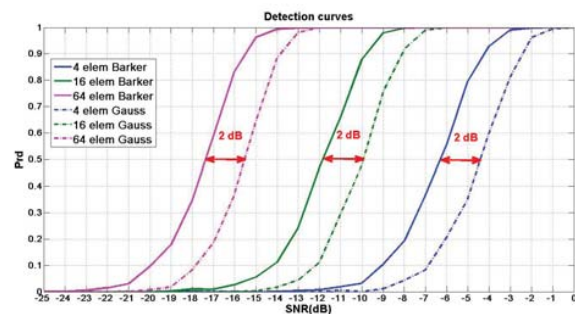


Fig. 6 Detection curves for Gauss and Barker signals for a different number of elements of the antenna array

A signal with random amplitude is harder to detect. The difference between the signal with a Gaussian amplitude and the signal with Barker code amplitude is consistently 2 dB, regardless of the number of array elements. In both cases, the increase in the number of elements in 4 times leads to gain is approximately 6 dB.

Figs. 7 and 8 present the detection curves for 4-element array in case of the signal with the determined angle. In Figs. 9 and 10, similar curves are shown for a 64-element array. Degradation (approximately 3 dB) for 40 and 50 degrees corresponds to the dips in the radiation pattern of the linear arrays. For 4-element array AoA for Gaussian signal does

not matter, only possible deterioration due to the radiation pattern of the array. For the Barker signal "good" AoA (close to normal) gives a slight improvement of detection (slightly less than 1 dB). For a 64-element array, this gain is smoothed.

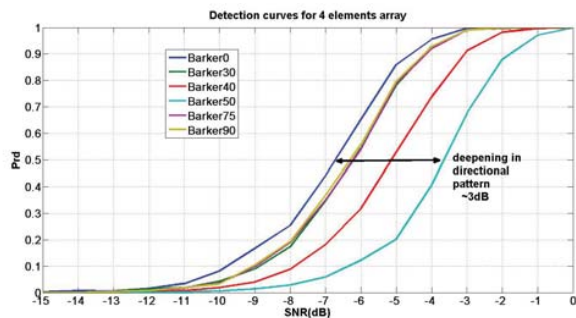


Fig. 7 Detection curves for Barker signals from determined angles for 4-element array

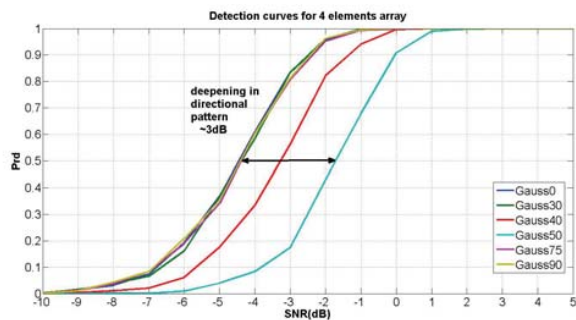


Fig. 8 Detection curves for Gauss signals from determined angles for 4-element array

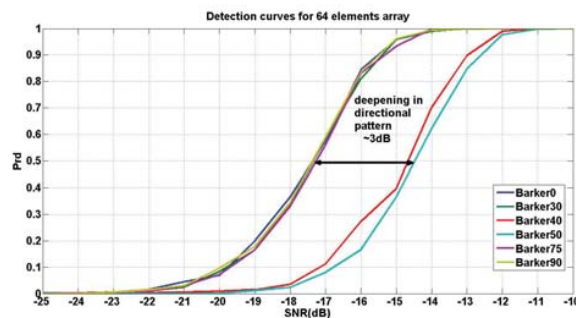


Fig. 9 Detection curves for Barker signals from determined angles for 64-element array

The difference in probability of right detection is shown in Figs. 10 and 11 for the same SNR values. In Fig. 11, small gain at normal incidence for the 4-element array is visible more clearly.

## V. CONCLUSION

From the discussion above, where the detection of two types of useful signals with unknown phase were developed in MATLAB, stability of the algorithm and the possibility of its

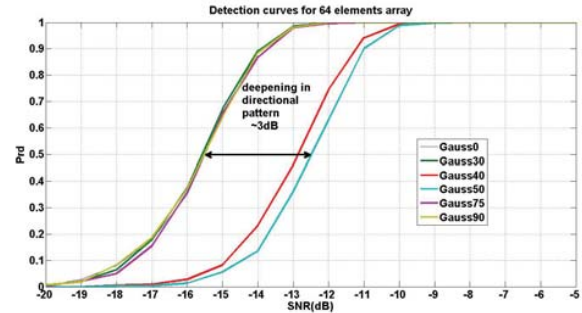


Fig. 10 Detection curves for Barker signals from determined angles for 64-element array

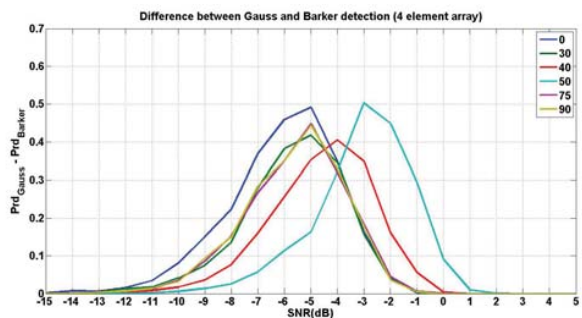


Fig. 11 Difference between Gauss and Barker detection for 4-element array

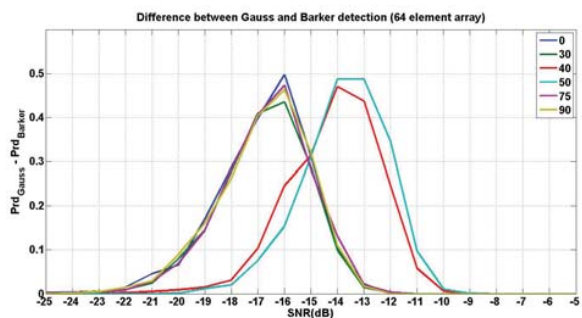


Fig. 12 Difference between Gauss and Barker detection for 64-element array

successful application in both cases can be concluded. Both signals are well defined even at low SNR. The average gain of a signal with known amplitude is 2 dB. For antenna arrays with a small number of elements, the dependence of the AoA of the signal is observed. With increasing number of elements, this dependence disappears.

Results of researches in case of some additional conditions can be applied to a digital communications systems.

## REFERENCES

- [1] H.L. Van Trees "Detection, Estimation, and Modulation Theory" J.Wiley, New York, 1971.
- [2] N.R. Goodman, "Statistical analysis based on a certain multivariate Gaussian distribution", *Ann.Math.Stat.*, March, 1963, Vol.34.
- [3] A. L. Swindlehurst and P. Stoica "Maximum Likelihood Methods in Radar Array Signal Processing". Proceedings of IEEE, vol.86, NO.2, February 1998.
- [4] S. M. Kay, Fundamentals of Statistical Signal Processing: Detection Theory, Prentice-Hall, 1998.

- [5] L.L.Scarf "Statistical Signal Processing", Addison-Wesley, Reading, Mass., 1991
- [6] R. Klemm Principles of Space-Time Adaptive Processing. IEE Publishing, 2002.
- [7] R. Klemm Applications of Space-Time Adaptive Processing, IEE Publishing, 2004.
- [8] L. Brennan and I. Reed, Theory of adaptive radar, IEEE Transactions on Aerospace and Electronic Systems, vol. AES-9, no. 2, March 1973
- [9] Robert N. Mcdonough "Detection Of Signals In Noise" Publisher: Academic Press (April 17, 1995)
- [10] V.S. Pugachev, "The theory of probabilities and mathematical statistics", Nauka, Moskwa, 1979, (in Russian).
- [11] O.V. Bolkhovskaya, A.A. Maltsev, K.V. Rodushkin "Comparative analysis of different statistics for spatial signal detecting in the short samples case". Radiophysics and quantum electronics, Vol 47, N 8, 2004.
- [12] Bolkhovskaya, O. V.; Mal'tsev, A. A. "Determination of Threshold Values of the Generalized Likelihood Ratio in the Problem of Detecting Partially Coherent Spatial Signals in the Case of Short Samples". Radiophysics and Quantum Electronics, Volume 45, Number 12 (2002) .
- [13] O.V. Bolkhovskaya, A.A. Maltsev "The performance of the GLRT for the spatial signals detection with a small number of observations", IEEE Signal Processing Letters, Oct. 2004.
- [14] Olesya Bolkhovskaya, Alexander Maltsev, "Efficiency of different GLR test-statistics for spatial signal detecting". ICECECE 2012: International Conference on Electrical, Computer, Electronics and Communication Engineering, 2012, Vol6, N12.
- [15] Olesya Bolkhovskaya, Alexander Maltsev, "Performance Degradation for the GLR Test-Statistics for Spatial Signal Detection". ICECECE 2013: International Conference on Electrical, Computer, Electronics and Communication Engineering, 2013, Vol7, N11.
- [16] Olesya Bolkhovskaya, Alexey Davydov, Alexander Maltsev "Comparative Analysis of Two Approaches to Joint Signal Detection, ToA and AoA Estimation in Multi-Element Antenna Arrays". ICECECE 2014: International Conference on Electrical, Computer, Electronics and Communication Engineering, 2014, Vol8, N12.