

Temporal Variation of PM₁₀-Bound Benzo(a)pyrene Concentration in an Urban and a Rural Site of Northwestern Hungary

Zs. Csanádi, A. Szabó Nagy, J. Szabó, J. Erdős

Abstract—The main objective of this study was to assess the annual concentration and seasonal variation of benzo(a)pyrene (BaP) associated with PM₁₀ in an urban site of Győr and in a rural site of Sarród in the sampling period of 2008–2012. A total of 280 PM₁₀ aerosol samples were collected in each sampling site and analyzed for BaP by gas chromatography method. The BaP concentrations ranged from undetected to 8 ng/m³ with the mean value of 1.01 ng/m³ in the sampling site of Győr, and from undetected to 4.07 ng/m³ with the mean value of 0.52 ng/m³ in the sampling site of Sarród, respectively. Relatively higher concentrations of BaP were detected in samples collected in both sampling sites in the heating seasons compared with non-heating periods. The annual mean BaP concentrations were comparable with the published data of different other Hungarian sites.

Keywords—Air quality, benzo(a)pyrene, PAHs, polycyclic aromatic hydrocarbons.

I. INTRODUCTION

ATMOSPHERIC aerosols are very important ambient components in point of air quality. Monitoring the particulate matter with an aerodynamic diameter smaller than 10 μm (PM₁₀) and PM₁₀-bound polycyclic aromatic hydrocarbons (PAHs) could have important environmental significance due to the health risk associated with their exposure [1].

PAHs are a large group of complex organic chemicals, including carbon and hydrogen. They are composed of multiple fused ring structure containing at least two benzene rings [2]. These compounds are widely distributed in the atmosphere and most of the PAHs in the air are adsorbed on solid particles [3]. PAHs are mainly formed as pyrolysis by-products especially from the incomplete combustion of organic materials in industrial and other human activities [4]. Generally, the main possible way of human exposure to PAHs is from inhalation of ambient (outdoor) and indoor air, skin absorption and nutrition resulted of PAH formation during cooking at high temperatures or atmospheric deposition of PAHs onto fruits and vegetables [5]. The highest concentrations of atmospheric PAHs are usually found in urban areas due to the increasing vehicular traffic and

industrial sources. The risk associated with human exposure to atmospheric PAHs is highest in the urban areas because of the density of population [6].

There are at least 10.000 different PAH compounds in the environment, which usually exist as mixtures rather than as individual chemicals, but in practice PAH analysis is restricted to the determination only some compounds. Benzo(a)pyrene (BaP) is the most well-known of them and it has been identified as the most relevant indicator PAH compound [7]. Chemical structure of BaP is shown in Fig. 1, this molecule contains five benzene rings. BaP is a by-product of incomplete combustion or burning of organic materials, as gasoline, diesel, wood, tobacco. BaP is commonly found with other PAHs in cigarette smoke, in grilled and broiled foods, and as a by-product of many industrial processes. BaP is also found in ambient air, indoor air, and in some water sources. Numerous epidemiologic studies have shown a correlation between exposure to PAHs containing BaP and increased risk of cancer in human epidemiologic studies [3], [8], [9].

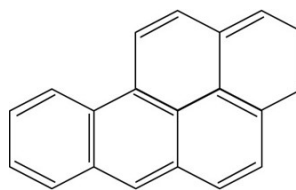


Fig. 1 Chemical structure of BaP

Considering all PAH compounds, only the BaP concentration is regulated in Hungary and also in EU. The Hungarian daily and annual average limit values for health protection are 1 ng/m³ and 0.12 ng/m³, respectively [10]. However, the annual mean target value in the EU (also in Hungary) is 1 ng/m³ [10], [11].

The aim of this work was to assess the concentration level of PM₁₀-bound BaP in an urban site of Győr and in a rural site of Sarród in Hungary in the period of 2008–2012. The levels of BaP determined in our study were compared with published data of other sites in Hungary and in the world.

II. MATERIALS AND METHODS

A. Study Area and PM₁₀ Aerosol Sampling

Győr (47°41'02"N, 17°38'06"E) is the most important city in the northwest area of Hungary halfway between Wien,

Zs. Csanádi, A. Szabó Nagy, and J. Szabó are with the Physics and Chemistry Department, Széchenyi István University, Győr, H 9026 Hungary (phone: 00-36-96-503-168; fax: 00-36-96-613-558; e-mail: csanzs@sze.hu; nszaboa@sze.hu; jszabo@sze.hu).

J. Erdős is with the North Transdanubian Regional Environmental Protection and Nature Conservation Inspectorate Laboratory, Győr, H 9028 Hungary (e-mail: erdos@edktvf.kvvm.hu).

Bratislava and Budapest situated on one of the important roads of Central Europe. The city is the sixth largest in Hungary, and one of the seven main regional centres of the country. The number of inhabitants is about 130.000. Győr is a dynamically developing city due to its good geographic situation and as an emphasized centre in automotive industry. It has become one of the largest economic, industrial and traffic areas of Hungary. The monitoring site is located at one of the busiest junction of the city, where the main pollution source is the traffic.

Sarród is situated in the northwestern part of Hungary near to the border between Austria and Hungary, in the Fertő-Hanság National Park. The sampling area located in a rural environment, without significant traffic and industrial activities, but influenced by human sources from agriculture and combustion.

The two sampling sites are under the North Transdanubian Regional Environmental Protection and Nature Conservation Inspectorate Laboratory (Hungary), designated by the National PM10 Monitoring Program. A total of 280 PM10 aerosol samples were collected at each monitoring station in the period of 2008–2012. The number of 24-hour sampling days was 14 in every February, May, August and November (sampling periods I., II., III. and IV.).

A Digital High Volume Sampler DHA-80 (Digital Elektronik AG, Switzerland) was used for the collection of ambient aerosol particles, which were chemically analyzed later. This equipment is considered to be equivalent to the requirements of the European Standard for sampling PM10 matter [12]. Samples were taken onto high purity Advantec QR-100 quartz fibre filters (size: 150 mm diameter) for a period of 24 hours at a flow rate of 30 m³/h.

B. Chemical Analysis of BaP

The ultrasonic liquid-solid extraction of the filter sample and the BaP analysis were conducted in accordance with the Hungarian standard method procedure [13]. A gas chromatography-mass selective detector (GC-MSD) system consisting of an Agilent 6890 GC (Palo Alto, CA, USA) with an Rtx-5MS Integra GC column (30 m long, 0.25 mm internal diameter, 0.25 µm coating, 5% diphenyl – 95% dimethyl polysiloxane; Restek Bellefonte, PA, USA) and an Agilent 5973 MSD was used in the study. The method was described in detail in our previous work [14].

III. RESULTS AND DISCUSSION

A. Concentration of BaP

Table I presents the concentration levels of PM10-bound BaP in the urban atmosphere of Győr and in the rural site of Sarród in the period of 2008–2012. The BaP concentrations for the five-year sampling period ranged from undetected to 8 ng/m³ with the mean value of 1.01 ng/m³ in the sampling site of Győr, and from undetected to 4.07 ng/m³ with the mean value of 0.52 ng/m³ in the sampling site of Sarród, respectively.

The data show the diversity of the type, location, and

environmental influence of the two sampling sites. There is a significant difference between the annual mean BaP concentrations measured in Győr and Sarród, respectively. Relatively higher annual mean levels of BaP were detected at the urban site of Győr compared to the rural site of Sarród. The annual average concentrations of BaP were in the range of 0.53–1.54 ng/m³ in Győr. This indicates that BaP concentration exceeded the Hungarian annual limit value in all the five years. However, the annual average concentrations of BaP for years 2009 and 2010 were below the EU and the equivalent Hungarian target value of 1 ng/m³. The annual average BaP concentrations observed for Sarród were below the target value in every year.

TABLE I
CONCENTRATION RANGES, MEAN VALUES AND STANDARD DEVIATIONS OF
BaP IN PM10 AT THE URBAN SITE OF GYŐR AND RURAL SITE OF SARRÓD,
HUNGARY (ng/m³)

Sampling site	Year	BaP
Győr	2008	ND–8.00
		1.13±1.73
	2009	ND–3.54
		0.53±0.73
	2010	ND–3.63
		0.68±0.85
Sarród	2011	0.02–6.92
		1.54±2.08
	2012	0.02–5.22
		1.16±1.47
	2008	ND–3.30
		0.36±0.71
	2009	ND–2.90
		0.55±0.72
	2010	ND–1.93
		0.34±0.45
	2011	ND–3.92
		0.81±1.09
	2012	ND–4.07
		0.54±0.91

ND = not detected

B. Seasonal Variation of BaP Concentration

The temporal distribution of BaP concentrations in Győr and Sarród are illustrated in Figs. 2 and 3. Relatively higher BaP concentrations were detected in samples collected in sampling periods I. and IV. (February and November) compared with sampling periods II. and III. (May and August). The reason of this difference in each sampling year could be explained by the periodicity of heating and non-heating seasons.

The comparison of the BaP concentration data for the heating and non-heating periods for both sampling site shows the same tendency. These results are summarized in Table II.

The BaP concentration measured in Győr exceeded the Hungarian daily limit value of 1 ng/m³ in 31 % of the samples collected in periods I. and IV. Concentrations in all samples collected in other seasons were under this limit value. Similar concentration trend was observed in Sarród where BaP concentrations in 18 % of the samples were higher than the daily limit value.

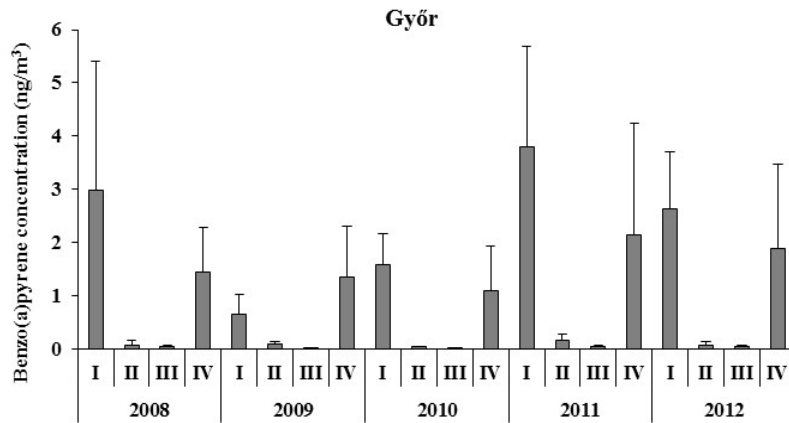


Fig. 2 Temporal variation of BaP concentrations in Győr, Hungary (error bars represent one standard deviation)

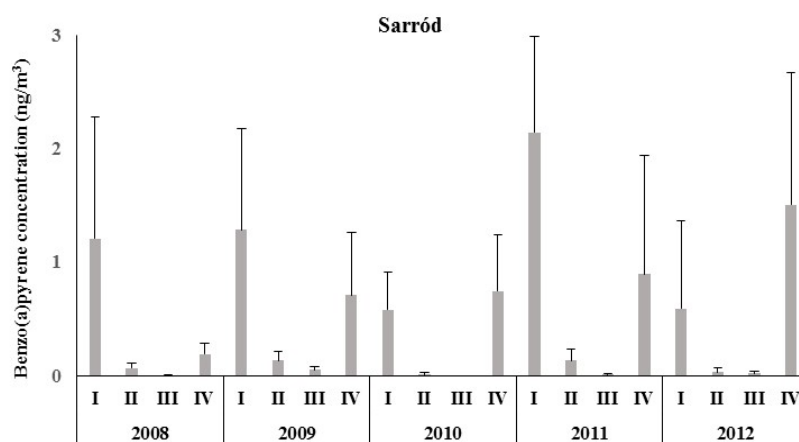


Fig. 3 Temporal variation of BaP concentrations in Sarród, Hungary (error bars represent one standard deviation)

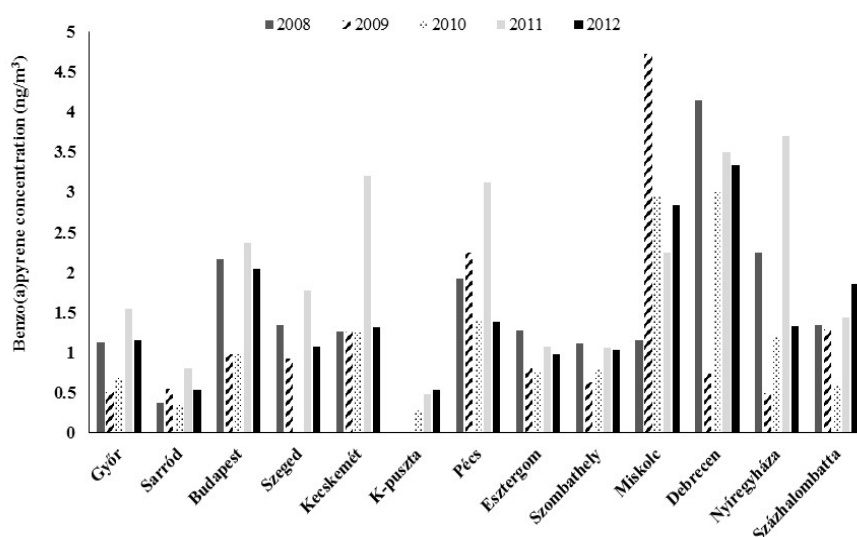


Fig. 4 The annual BaP concentrations in different Hungarian cities and the rural sites of Sarród and K-pusztá in the period of 2008–2012

TABLE II
CONCENTRATION RANGES, MEAN VALUES AND STANDARD DEVIATIONS OF
BaP IN PM10 IN HEATING AND NON-HEATING SEASONS AT THE URBAN SITE
OF GYÖR AND RURAL SITE OF SARRÓD, HUNGARY (ng/m³)

Sampling site	Year	Heating season	Non-heating season
Győr	2008	0.50–8.00	ND–0.44
		2.18±1.92	0.05±0.08
		ND–3.54	0.02–0.16
	2009	0.99±0.80	0.06±0.04
		0.43–3.63	ND–0.07
	2010	1.32±0.77	0.02±0.02
		0.41–6.92	0.02–0.43
	2011	2.94±2.14	0.10±0.11
		0.37–5.22	0.02–0.33
	2012	2.26±1.37	0.05±0.06
		0.02–3.30	ND–0.17
Sarród	2008	0.68±0.89	0.04±0.04
		0.18–2.90	ND–0.29
	2009	1.00±0.78	0.09±0.07
		0.19–1.93	ND–0.04
	2010	0.67±0.43	0.01±0.01
		0.13–3.92	ND–0.34
	2011	1.52±1.13	0.07±0.10
		0.05–4.07	ND–0.11
	2012	1.05±1.08	0.03±0.03

ND: not detected

C. Comparison of BaP Concentration with Other Cities

Fig. 4 illustrates that the annual mean concentration of BaP observed for Győr and Sarród is comparable with published data of other Hungarian cities from the Hungarian PM10 sampling program [10] in the same period between 2008 and 2012. The annual average concentrations of BaP for the Hungarian cities were in the range of 0.3–4.72 ng/m³. The data illustrated in Fig. 4 show that the levels of carcinogenic BaP in Győr and Sarród samples were almost the same or lower than measured in several other Hungarian sites excluding K-pusztá, which is a background station without any significant human pollution source. Relatively high concentration levels were detected in some northeastern and eastern cities (Miskolc, Debrecen and Nyíregyháza), probably due to the industrial activity.

The annual average concentrations of BaP in the examined years almost in all Hungarian cities exceeded the EU target value. However, the annual average concentrations of BaP observed for the rural site of Sarród and K-pusztá were below the limit value.

Comparison of the BaP concentrations observed for Győr with other cities in the world is shown in Table III. The BaP concentrations in the atmosphere of Győr are relatively similar to the most European urban sites listed in Table III. The levels of BaP in Győr and other European, African and American sites are significant lower than that reported in most cities of Asia. The BaP concentrations measured in the rural Sarród are almost twice higher than the rural Virolahti (Finland) sampling site. The reason may be found in the different meteorological environment and lower combustion activities.

IV. CONCLUSION

The concentrations of PM10-bound BaP were determined in an urban site of Győr and a rural site of Sarród during a five-year sampling period of 2008–2012. The levels of BaP

determined in our study were compared with published data of other Hungarian and worldwide urban and rural sites. Relatively higher concentrations of BaP were detected in samples collected in both sampling sites in the heating seasons compared with non-heating periods. Moreover, our results has highlighted that the future Hungarian air quality studies should focus on source apportionment of BaP.

TABLE III
COMPARISON OF BaP CONCENTRATIONS (RANGE AND MEAN) MEASURED IN
GYÖR AND SARRÓD WITH RESULTS OBTAINED IN OTHER CITIES AROUND THE
WORLD

Sampling Site/Sampling Year	BaP (ng/m ³)
<i>Europe</i>	
Győr, Hungary (urban) /2008–2012(Present Study)	ND–8.00 1.01
Sarród, Hungary (rural) /2008–2012(Present Study)	ND–4.07 0.52
Kosetice, Czech Republic (urban) /2005[15]	0.003–2.69 0.42
Naples, Italy (urban) / 1996–1997[6]	0.03–12 2.21
Oporto, Portugal (urban) /Nov–Dec 2008[16]	0.14–4.78 2.02
Seville, Spain (urban) /2000–2001[17]	0.11–0.98 0.56
Virolahti, Finland (rural) /2007–2008[18]	0.03–1.67 0.23
Zaragoza, Spain (urban) /2003–2004[19]	0.05–1.9 0.29
<i>Asia</i>	
Amritsar, India (urban) /Nov 2011[20]	0.61–2.7 1.20
Delhi, India (urban) /Dec 2008–Nov 2009[21]	0.95–23.6 5.90
Guangzhou, China (urban) / 2002–2003[22]	0.45–11.04 3.71
Hong Kong, China (urban) / 2005[23]	ND
Banwol, South Korea (urban) / Jan 2002–Feb 2003[24]	ND
<i>America</i>	
Baltimore, USA (urban) / July 1997[25]	0.029–0.641 0.124
Fairbanks, Alaska (urban) / 2009	ND
Santiago de Chile, Chile (urban) / July 2000	0.32–1.47 0.9
<i>Africa</i>	
Bizerte, Tunisia / 2009–2010	0.63–3.87 2.04

ND = no data

ACKNOWLEDGMENT

This work was funded by the Széchenyi István University, Hungary. We are indebted to István Vass, Bálint Kauker, Zsuzsanna Károly Némethné, Tünde Takács Kovácsné, Lajosné Bakódy, and Péter Lautner (North Transdanubian Regional Environmental Protection and Nature Conservation Inspectorate Laboratory, Hungary) for chemical analyzes data and site information.

REFERENCES

- [1] T. Kameda, "Atmospheric Chemistry of Polycyclic Aromatic Hydrocarbons and Related Compounds," *J. Health Sci.*, vol. 57, no. 6, pp. 504–511, 2011.

- [2] K. Ravindra, R. Sokhi, R. V. Grieken, "Atmospheric Polycyclic Aromatic Hydrocarbons: Source Attribution, Emission Factors and Regulation," *Atmos. Environ.*, vol. 42, no. 13, pp. 2895-2921, 2008.
- [3] K. Stogi, "Monitoring of Environmental Exposure to Polycyclic Aromatic Hydrocarbons: A Review," *Environ. Chem. Lett.*, vol. 5, pp. 169-195, 2007.
- [4] World Health Organization (WHO), Air Quality Guidelines for Europe, WHO Regional Publications, European Series, No. 91. 2nd Edition. WHO Regional Office for Europe. Copenhagen. 2000.
- [5] ATSDR, Toxicological Profile for Polycyclic Aromatic Hydrocarbons, Agency for Toxic Substances and Disease Registry (ATSDR), Atlanta, U.S. Department of Health and Human Services, 1995.
- [6] A. M. Caricchia, S. Chiavarini, M. Pezza, "Polycyclic Aromatic Hydrocarbons in the Urban Atmospheric Particulate Matter in the City Of Naples (Italy)," *Atmos. Environ.*, vol. 33, no. 23, pp. 3731-3738, 1999.
- [7] T. Nielsen, H. A. Jorgensen, J. C. Larsen, M. Poulsen, "City Air Pollution of Polycyclic Aromatic Hydrocarbons and Other Mutagens: Occurrence, Sources and Health Effects," *Sci. Total Environ.*, vol. 189, pp. 41-49, 1996.
- [8] G. Mastrangelo, E. Fadda, V. Marzia, "Polycyclic Aromatic Hydrocarbons and Cancer in Man," *Environ. Health Persp.*, vol. 104, no. 11, pp. 1166-1170, 1996.
- [9] B. Armstrong, E. Hutchinson, J. Unwin, T. Fletcher, "Lung Cancer Risk after Exposure to Polycyclic Aromatic Hydrocarbons: A Review and Meta-Analysis," *Environ. Health Persp.*, vol. 112, no. 9, pp. 970-978, 2004.
- [10] OMSZ ÉLFO, Summary of the OLM PM10 sampling program in 2018-2012, Reference Centre for Air Quality Protection, Budapest, 2008-2012 (in Hungarian).
- [11] EEA, Air quality in Europe - 2013 report, European Environment Agency, Luxembourg, 2013.
- [12] MSZ EN 12341:2000, Air quality. Determination of the PM10 Fraction of Suspended Particulate Matter. Reference Method and Field Test Procedure to Demonstrate Reference Equivalence of Measurement Methods, Hungarian Standard Association, Budapest, 2000.
- [13] MSZ EN 15549:2008, Air quality. Standard Method for Measurement of the Concentration of Benzo[a]Pyrene in Ambient Air, Hungarian Standard Association, Budapest, 2008.
- [14] J. Szabó, A. Szabó Nagy, J. Erdős, "Ambient Concentrations of PM10, PM10-Bound Polycyclic Aromatic Hydrocarbons and Heavy Metals in an Urban Site of Győr, Hungary," *Air Qual. Atm. Hlth.*, published online 15 January 2015.
- [15] A. Dvorska, G. Lammel, J. Klanova, I. Holoubek, "Kosetice, Czech Republic – Ten Years of Air Pollution Monitoring and Four Years of Evaluating the Origin of Persistent Organic Pollutants," *Environ. Pollut.*, vol. 156, no. 2, pp. 403-408, 2008.
- [16] K. Slezakova, J. C. M. Pires, D. Castro, M. C. M. Alvim-Ferraz, C. Delerue-Matos, S. Morais, M. C. Pereira, "PAH Air Pollution at a Portuguese Urban Area: Carcinogenic Risks and Sources Identification," *Environ. Sci. Pollut. Res. Int.*, vol. 20, no. 6, pp. 3932-3945, 2013.
- [17] A. Gutierrez-Daban, A. J. Fernandez-Espinosa, M. Ternero-Rodriguez, F. Fernandez-Alvarez, "Particle-Size Distribution of Polycyclic Aromatic Hydrocarbons in Urban Air in Southern Spain," *Anal. Bioanal. Chem.*, vol. 381, no. 3, pp. 721-736, 2005.
- [18] M. Vestenius, S. Leppänen, P. Anttila, K. Kyllönen, J. Hatakka, H. Hellén, A. P. Hyvärinen, H. Hakola, "Background Concentrations and Source Apportionment of Polycyclic Aromatic Hydrocarbons in South-Eastern Finland," *Atmos. Environ.*, vol. 45, pp. 3391-3399, 2011.
- [19] M. S. Callén, M. T. de la Cruz, J. M. López, A. M. Mastral, "PAH in Airborne Particulate Matter. Carcinogenic Character of PM10 Samples and Assessment of the Energy Generation Impact," *Fuel Process. Technol.*, vol. 92, no. 2, pp. 176-182, 2011.
- [20] S. Kaur, K. Senthilkumar, V. K. Verma, B. Kumar, S. Kumar, J. K. Katnoria, C. S. Sharma, "Preliminary Analysis of Polycyclic Aromatic Hydrocarbons in Air Particles (PM10) in Amritsar, India: Sources, Apportionment, and Possible Risk Implications to Humans," *Arch. Environ. Con. Tox.*, vol. 65, no. 3, pp. 382-395, 2013.
- [21] S. Sarkar, P. S. Khillare, "Association of Polycyclic Aromatic Hydrocarbons (PAHs) and Metallic Species in a Tropical Urban Atmosphere – Delhi, India," *J. Atmos. Chem.*, vol. 68, no. 2, pp. 107-126, 2011.
- [22] J. H. Tan, X. H. Bi, J. C. Duan, K. A. Rahn, G. Y. Sheng, J. M. Fu, "Seasonal Variation of Particulate Polycyclic Aromatic Hydrocarbons Associated with PM10 in Guangzhou, China," *Atmos. Res.*, vol. 80, no. 4, pp. 250-262, 2006.
- [23] Y. Cheng, K. F. Ho, W. J. Wu, S. S. H. Ho, S. C. Lee, Y. Huang, Y. W. Zhang, P. S. Yau, Y. Gao, C. S. Chan, "Real-Time Characterization of Particle-Bound Polycyclic Aromatic Hydrocarbons at a Heavily Trafficked Roadside Site," *Aerosol Air Qual. Res.*, vol. 12, no. 6, pp. 1181-1188, 2012.
- [24] S. U. Park, J. G. Kim, M. J. Jeong, B. J. Song, "Source Identification of Atmospheric Polycyclic Aromatic Hydrocarbons in Industrial Complex Using Diagnostic Ratios And Multivariate Factor Analysis," *Arch. Environ. Con. Tox.*, vol. 60, no. 4, pp. 576-589, 2011.
- [25] J. Dachs, T. R. Glenn, C. L. Gigliotti, P. Brunciak, L. A. Totten, E. D. Nelson, T. P. Franz, S. J. Eisenreich, "Processes Driving the Short-Term Variability of Polycyclic Aromatic Hydrocarbons in the Baltimore and Northern Chesapeake Bay atmosphere, USA," *Atmos. Environ.*, vol. 36, no. 14, pp. 2281-2295, 2002.
- [26] T. Gouin, D. Wilkinson, S. Hummel, B. Meyer, A. Culley, "Polycyclic aromatic hydrocarbons in air and snow from Fairbanks, Alaska," *Atmos. Pollut. Res.*, vol. 1, no. 1, pp. 9-15, 2010.
- [27] M. R. Sienra, N. G. Rosazza, M. Prendez, "Polycyclic Aromatic Hydrocarbons and Their Molecular Diagnostic Ratios in Urban Atmospheric Respirable Particulate Matter," *Atmos. Res.*, vol. 75, no. 4, pp. 267-281, 2005.
- [28] S. Ben Hassine, B. Hammami, W. Ben Ameer, Y. El Megdiche, B. Barhoumi, M. R. Driss, "Particulate Polycyclic Aromatic Hydrocarbons (PAH) in the Atmosphere of Bizerte City, Tunisia," *B. Environ. Contam. Tox.*, vol. 93, no. 3, pp. 375-382, 2014.