

Synthesis of New Bio-Based Solid Polymer Electrolyte Polyurethane-LiClO₄ via Prepolymerization Method: Effect of NCO/OH Ratio on Their Chemical, Thermal Properties and Ionic Conductivity

C. S. Wong, K. H. Badri, N. Ataollahi, K. P. Law, M. S. Su'ait, N. I. Hassan

Abstract—Novel bio-based polymer electrolyte was synthesized with LiClO₄ as the main source of charge carrier. Initially, polyurethane-LiClO₄ polymer electrolytes were synthesized *via* prepolymerization method with different NCO/OH ratios and labelled them as PU1, PU2, PU3 and PU4. Fourier transform infrared (FTIR) analysis indicates the co-ordination between Li⁺ ion and polyurethane in PU1. Differential scanning calorimetry (DSC) analysis indicates PU1 has the highest glass transition temperature (T_g) corresponds to the most abundant urethane group which is the hard segment in PU1. Scanning electron microscopy (SEM) shows the good miscibility between lithium salt and the polymer. The study found that PU1 possessed the greatest ionic conductivity and the lowest activation energy, Ea. All the polyurethanes exhibited linear Arrhenius variations indicating ion transport *via* simple lithium ion hopping in polyurethane. This research proves the NCO content in polyurethane plays an important role in affecting the ionic conductivity of this polymer electrolyte.

Keywords—Ionic conductivity, Palm kernel oil-based monoester polyol, polyurethane, solid polymer electrolyte.

I. INTRODUCTION

FOR the past few years, solid polymer electrolytes (SPE) gained a lot of attention due to their wide applications in lithium ion batteries, fuel cell, chemical sensors and electrochemical devices [1]-[4]. Many attempts have been made by researchers to enhance the mechanical strength, thermal and chemical properties as well as ionic conductivity of SPE. Recently, polyurethane (PU) is one of the polymers used in SPE due to its high thermal, chemical stability, good mechanical strength, high elasticity and simple preparation process [5]-[7]. Moreover, good miscibility between lithium ion and polyurethane enhances the ion transport in the polymer electrolyte [8], [9]. Polyurethane comprised soft

segment and diisocyanate based hard segment [10]-[12]. The hard-segment is important in crosslinking and intermolecular hydrogen bonding between the hard segments of urethane linkages [13]. Besides that, the hard segment (urethane group) content determines the crystallinity of polyurethane [14]. NCO/OH ratio in the hard segment affects the structure, flexibility and mechanical properties of polyurethane. Therefore, the NCO/OH ratio proves to regulate the properties of polyurethane [15] efficiently. However, the effect of varying the NCO/OH ratios in the formation of palm kernel-based polyurethane *via* prepolymerization method on the ion conductivity, thermal stability and chemical properties of polymer electrolytes are not completely investigated. Hence, bio-based polyurethanes with different NCO/OH ratios synthesized from palm kernel oil based monoester polyol were doped with lithium perchlorate salt (LiClO₄) to prepare SPE by using prepolymerization method [5], [25]. Subsequently, all the samples were characterized by using Fourier transform infrared spectroscopy (ATR-FTIR), ¹³C nuclear magnetic resonance spectroscopy (¹³C NMR), Soxhlet test, Differential scanning calorimetry (DSC), Scanning electron microscopy (SEM) and AC electrochemical impedance spectroscopy (EIS). The novelty of this research is the synthesis of solid polyurethane electrolyte without the use of catalyst or heating due to the presence of amide group in palm kernel oil-based monoester polyol (PKO-p) which catalyses the polymerization of PU [5]. Hence, the synthesis process is easy and simple.

II. MATERIALS

The palm kernel oil-based monoester polyol (PKO-p) was prepared as described elsewhere by Badri et al. [35]. 4,4-diphenylmethane diisocyanate (MDI) was obtained from Cosmopolyurethane (M) Sdn. Bhd. Acetone, polyethylene glycol (PEG, M_n=400) and Lithium perchlorate (LiClO₄) were supplied by Sigma Aldrich (M) Sdn. Bhd.

III. SYNTHESIS OF POLYURETHANE ELECTROLYTES

PKO-p was dissolved in acetone before mixing with the MDI in a round-bottom flask under nitrogen gas atmosphere to form urethane prepolymer. Then PEG which acts as a chain extender was added into the mixture. Subsequently, 5 wt% of LiClO₄ was doped into the mixture and agitated at 200 rpm for an hour at ambient temperature. After that, the mixture was

C.S. Wong is a lecturer in the School of Biosciences, Taylor's University, 47500 Subang Jaya, Malaysia, and he is doing his Ph.D in Chemistry at the School of Chemical Sciences and Food Technology, Faculty of Science and Technology, Universiti Kebangsaan Malaysia, 43600 Bangi, Malaysia(phone: +603-56295626; e-mail: cheesien.wong@taylors.edu.my).

K.H. Badri, Associate Professor, K.P. Law, M.S. Su'ait, N.I Hassan, lecturer, are with the School of Chemical Sciences and Food Technology, Faculty of Science and Technology, Universiti Kebangsaan Malaysia, 43600 Bangi, Malaysia (e-mail: kaybadri@ukm.edu.my, lkp.alex@gmail.com, ady_pfs@yahoo.co.uk, drizz@ukm.edu.my).

N. Ataollahi is with the Department of Civil, Environmental and Mechanical Engineering, University of Trento, Via Mesiano, 38124 Italy (e-mail: Narges.ataollahi@unitn.it).

casted onto a Teflon plate and the thickness of the film was kept at 0.01cm. Then the solvent was evaporated by heating the film at 55°C for 24 hours. Four different polyurethane-LiClO₄ based polymer electrolytes with different diisocyanate/PKO-p (NCO/OH) mass ratios and one polyurethane as control were synthesized as shown in Table I.

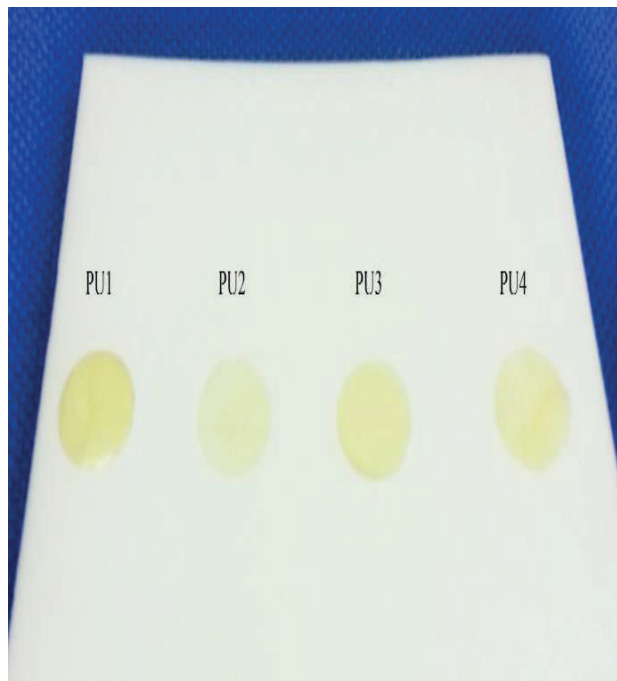


Fig. 1 Flexible Polyurethane-LiClO₄ polymer electrolytes with various NCO/OH ratios




Fig. 2 Flexible PU0

TABLE I
POLYURETHANE-LiClO₄ POLYMER ELECTROLYTES WITH VARIOUS NCO/OH RATIOS

Sample	NCO/OH (g/g)	LiClO ₄ (wt %)
PU0	200/100	0
PU1	200/100	5
PU2	150/100	5
PU3	100/100	5
PU4	85/100	5

All prepared samples were yellow, translucent and void-free films as shown in Figs. 1 and 2.

The formation of bio-based polyurethane *via* uncatalyzed prepolymerization method is shown in Fig. 3.

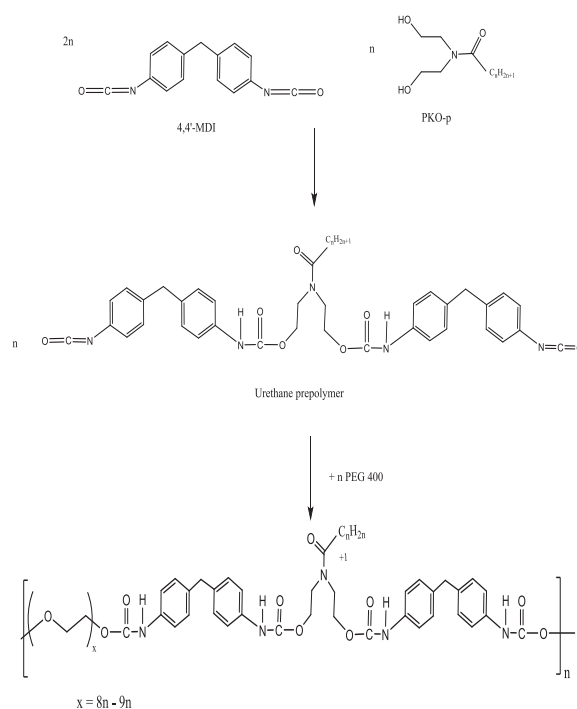


Fig. 3 Scheme of PKO-p formation based polyurethane

IV. GENERAL CHARACTERIZATION

The carbonyl, carbamate and amide groups of urethane in PU-LiClO₄ were identified by ATR-FTIR analysis using Perkin-Elmer spotlight 400 imaging system with scan resolution of 2 cm⁻¹. The structure of polyurethane-LiClO₄ was confirmed with using Bruker DRX 600 MHz ¹³C NMR spectrometer with DMSO-d₆ as solvent. The percentage of solid content of PU1, PU2, PU3 and PU4 was determined by carrying out soxhlet method. The samples were placed in the soxhlet extractor tube and toluene in the round bottomed flask. Then the solvent was heated and the heating temperature was maintained at 115 °C for 24 hours [16]. The percentage of the solid content of the dry sample was calculated by referring to (1):

$$\% \text{ gel content} = \frac{\text{mass of dried sample}}{\text{mass of sample}} \times 100\% \quad (1)$$

The surface morphology of the samples was observed using SEM model ZEISS, SUPRA 55VP at a depth of 10000x magnification from the surface at 10 kV electron beam. The average atomic percentage of main elements in PU-LiClO₄ was determined by conducted SEM-EDX analysis. The thermal stability of PU-LiClO₄ was analysed by using a DSC model Mettler Toledo 822e in nitrogen gas atmosphere. The heating temperature ranges from room temperature to 250°C. The ionic conductivity of PU-LiClO₄ at room temperature was measured by using EIS with the applied frequency ranged from 1 Hz to 10000000 Hz at 100 mV amplitude. A disc-shaped sample with the thickness of 0.1mm was placed between two stainless-steel block electrodes. The analysis was carried out at room temperature and also at temperature range of 303 K to 373 K. The ionic conductivity (σ) of Pu-LiClO₄ was calculated from the bulk resistance (R_b), the film thickness (l) and the contact area of the thin film ($A=2.01\text{cm}^2$) by referring to (2) :

$$\sigma = \frac{l}{(R_b \times A)} \quad (2)$$

The activation energy (E_a) of the ionic conductivity of Pu-LiClO₄ was obtained by different ionic conductivity at different heating temperature ranging from 303 K to 373 K. Then the activation energy was calculated by referring to (3) [17]-[19].

$$\sigma = \sigma_0 \exp(-E_a/kT) \quad (3)$$

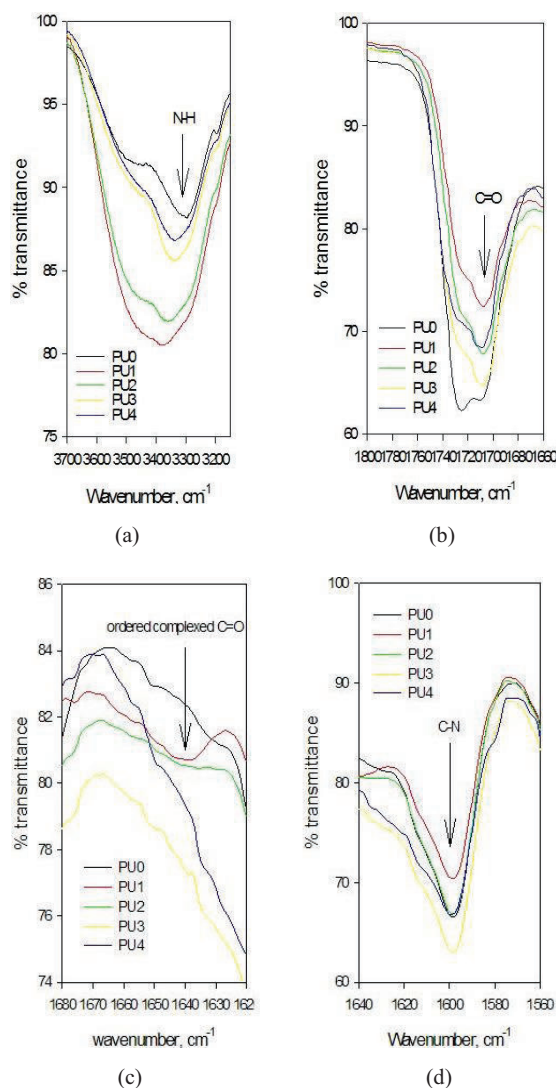
where σ_0 , E_a and k are pre-exponential factor, activation energy and Boltzmann constant ($8.617 \times 10^{-5} \text{ eV K}^{-1}$), respectively. The activation energy reflects the mobility of lithium ion in the polyurethane-LiClO₄ polymer electrolyte.

V. RESULTS & DISCUSSION

A. FTIR Analysis

Fig. 4 shows the FTIR spectrum of PU0, PU1, PU2, PU3 and PU4. The presence of C-N, N-H, C=C and C=O of polyurethane was identified as shown in Table II. The hydrogen bonded amine (N-H) stretching band region was detected at the range of 3296-3352 cm⁻¹ [20], [21]. The carbamate peaks were detected at the range of 1597-1599 cm⁻¹. The disappearance of NCO peak at the range of 2250-2270 cm⁻¹ confirms the complete prepolymerization [22]. It corresponds to the disappearance of NCO peaks in ¹³C NMR spectrums of the polymer electrolytes in Fig. 6. The free and hydrogen bonded C=O stretching bands of PU0 are observed at 1725 cm⁻¹ and 1711 cm⁻¹ as shown in Table II. However, free C=O peaks were not detected in all the polyurethane-LiClO₄ polymer electrolytes. Moreover, the hydrogen bonded C=O peaks in all the polymer electrolytes shifted to 1708 cm⁻¹ as shown in Fig. 3 (b) due to the complex formation of Li⁺ ion and carbonyl groups in PU weakens the C=O bond. Additionally, an ordered complexed C=O band appeared at 1649 cm⁻¹ for PU1 in Fig. 3 (c). It may be attributed to the coordination between Li⁺ ion and PU1 which has the greatest

amount of urethane group. The amount of urethane group (hard segment) was proven by Soxhlet analysis as shown in Table III. So, it induces the interaction between Li⁺ ions with oxygen atoms of carbonyl groups in which weakens the the C=O bond by sharing the electron density of oxygen atoms in carbonyl groups [9]. Moreover, it also indicates that the coordination between Li⁺ ions and carbonyl groups does not disrupt the hydrogen bonded carbonyl groups because two lone pairs of electrons of oxygen atom in carbonyl group able to coordinate with Li⁺ ion and form hydrogen bond simultaneously. The C-O-C peaks of all the PU-LiClO₄ remain unchanged at 1067 cm⁻¹. Hence, it implies the coordination of Li⁺ ions is preferable with C=O and not with C-O-C due to the higher electron density of oxygen atom of C=O compared to the oxygen atom of C-O-C. The complex formation of Li⁺ ion with carbonyl group of polyurethane is suggested as shown in Fig. 5. The C=C peaks detected in all the FTIR spectra of polyurethane-LiClO₄ polymer electrolytes are referred to the benzene ring of MDI used in synthesis of polyurethane-LiClO₄ [23].



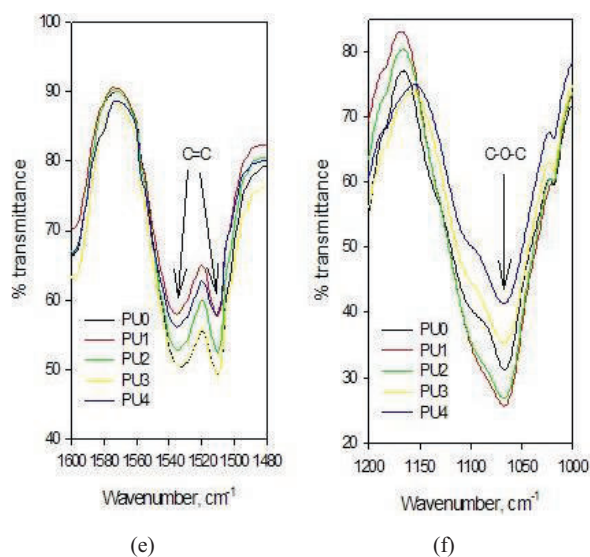


Fig. 4 The vibration regions of (a) N-H, (b) C=O, (c) ordered complexed C=O, (d) C-N, (e) C=C and (f) C-O-C of urethane group in polyurethane-LiClO₄ polymer electrolytes and polyurethane

TABLE II
THE WAVENUMBERS OF FUNCTIONAL GROUPS IN POLYURETHANE /LiClO₄ POLYMER ELECTROLYTES WITH VARIOUS NCO/OH RATIOS AND POLYURETHANE

Functional group	Wavenumber (cm ⁻¹)				
	PU0	PU1	PU2	PU3	PU4
C=O	1725, 1711	1708	1708	1708	1708
C-N	1598	1597	1598	1598	1599
N-H	3296	3352	3327	3341	3336
C=C	1533, 1510	1533, 1509	1534, 1509	1533, 1510	1534, 1510
C-O-C	1067	1067	1067	1067	1067
N=C=O	-	-	-	-	-

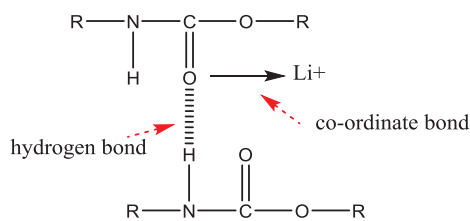


Fig. 5 The suggested complex formation between Li⁺ ion and carbonyl group of polyurethane

B. ¹³C NMR Spectroscopy Analysis

The ¹³C NMR spectra of polyurethane-LiClO₄ polymer electrolytes are shown in Fig. 6 and depicted as below:

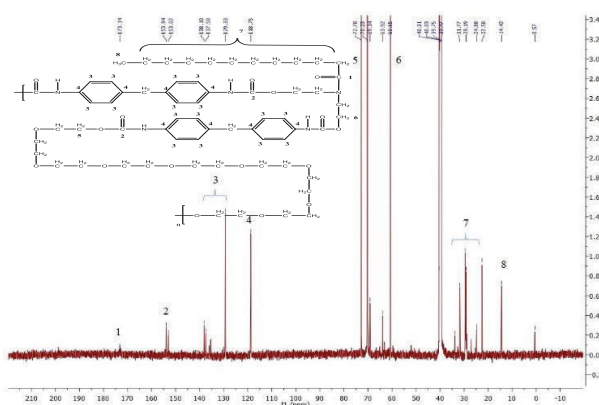
¹³C NMR (DMSO-d₆) for PU1: δ (ppm) = 173.2 (C(O)N), 153.8-153.9 (C(O)ONH), 129.3-138.0 (C=C), 119.0 (C=C), 70.2-72.8 (CH₂CONH), 60.6-64.0 (C(O)OCNH), 22.5-33.9 (CH₂), 14.4 (CH₃).

¹³C NMR (DMSO-d₆) for PU2: δ (ppm) = 173.0 (C(O)N), 153.0-153.9 (C(O)ONH), 129.3-138.1 (C=C), 119.0 (C=C), 70.2-72.8 (CH₂CONH), 60.6-64.0 (C(O)OCNH), 22.5-33.9 (CH₂), 14.4 (CH₃).

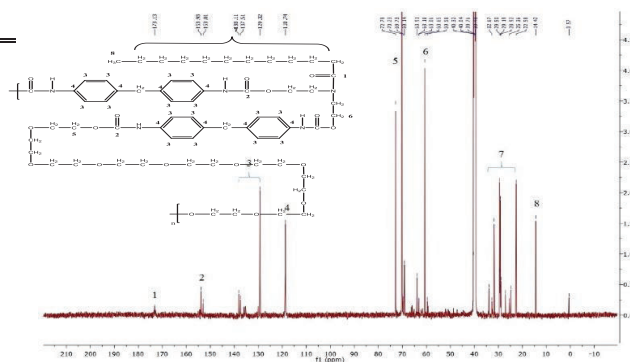
¹³C NMR (DMSO-d₆) for PU3: δ (ppm) = 173.2 (C(O)N), 153.2-153.9 (C(O)ONH), 129.3-137.9 (C=C), 118.9 (C=C), 70.1.2-72.7 (CH₂CONH), 60.6-63.9 (C(O)OCNH), 22.5-33.9 (CH₂), 14.4 (CH₃).

¹³C NMR (DMSO-d₆) for PU4: δ (ppm) = 173.2 (C(O)N), 153.0-153.5 (C(O)ONH), 129.3-137.8 (C=C), 118.7 (C=C), 70.2-72.7 (CH₂CONH), 60.6-66.0 (C(O)OCNH), 22.5-33.9 (CH₂), 14.3 (CH₃).

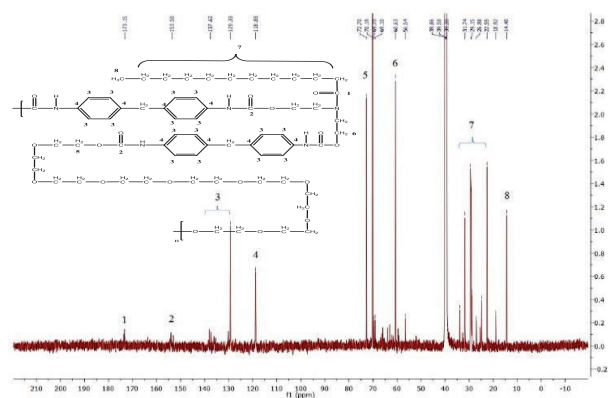
The C=O peaks of urethane were detected at 153.0-153.9 ppm [24]. The NCO peaks were not obtained at 125 ppm where it indicates the complete polymerization has taken place [5], [26]. The methylene peaks were detected varying from 22.5 ppm to 33.9 ppm due to the various carbon chains in polyurethane-electrolytes. Lauric acid is assumed as the main carbon chain in the polyurethane because the composition of lauric acid in PKO is 50-52% [5].



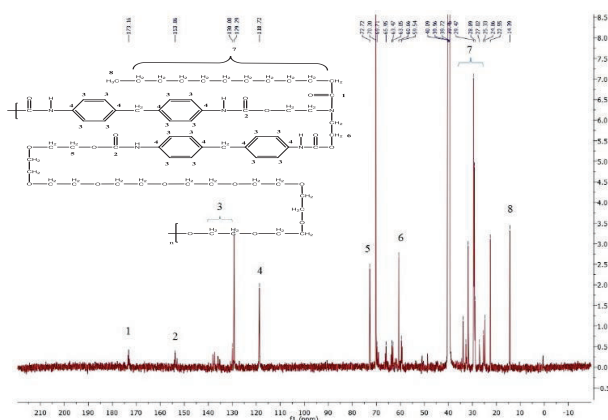
(a)



(b)



(c)



(d)

Fig. 6 ^{13}C NMR spectrum of (a) PU1, (b) PU2, (c) PU3 and (d) PU4

C. Soxhlet Analysis

Soxhlet analysis is used to determine the amount of hard segment in polyurethane. The urethane group (hard segment) in polyurethane is polar [27]. Hence, the hard segment of polyurethane hardly dissolved in toluene. The soxhlet test proves the PU1 has the greatest amount of hard segment (urethane group). The obtained results are consistent with the DSC analysis.

TABLE III
PERCENTAGE OF GEL CONTENT FOR POLYURETHANE-LiClO₄ WITH VARIOUS NCO/OH RATIOS

Sample	% Gel Content
PU1	67.9
PU2	59.5
PU3	39.8
PU4	31.8

D. Thermal Analysis

The glass transition of PU-LiClO₄ and endothermic temperature of PU-LiClO₄ were determined as shown in Fig. 7. The glass transition temperature of polyurethane-LiClO₄ above room temperature indicating that the glassy state of polyurethane-LiClO₄ at room temperature. The glass transition temperature of PU-LiClO₄ is decreased by lowering NCO/OH ratio. Hard segment in polyurethane restricts the polymer chain mobility [28] due to the steric hindrance of benzene ring in the hard segment. Hence, the decrease of NCO/OH ratio leads to higher flexibility of polyurethanes. Moreover, the detected endothermic peaks around 230-240°C in PU1, PU2, PU3 and PU4 are referred to the melting point of LiClO₄ (236°C). The solvent peaks could not be detected in DSC analysis where the boiling point of acetone is 56°C implying the acetone was removed from the polymer electrolytes during the drying process.

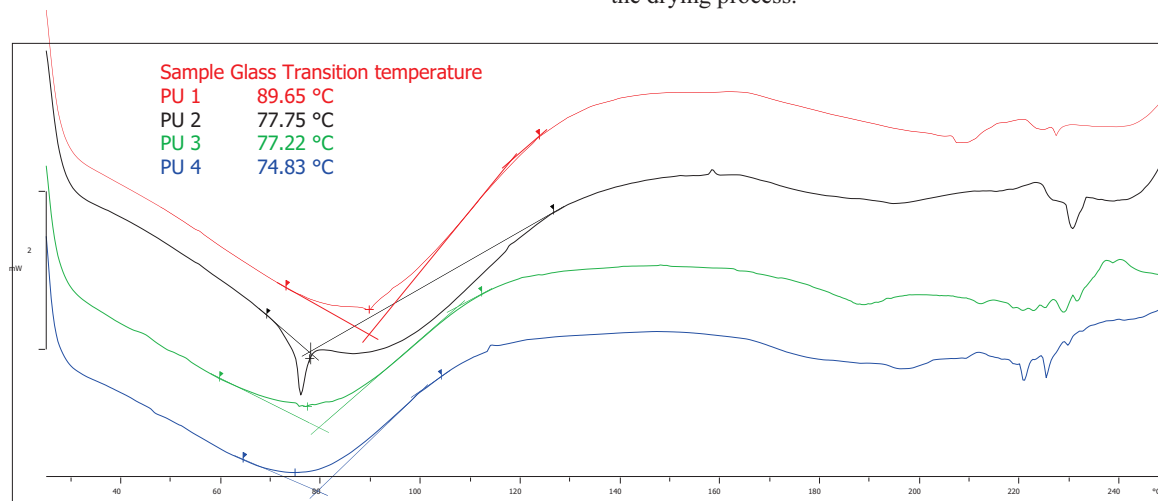


Fig. 7 DSC thermogram of PU1, PU2, PU3 and PU4

E. Morphology Studies


The SEM micrographs in Fig. 8 reveal the formation of homogeneous polymer *via* step-wise polymerization and the

polymer films are free of void. It proves that prepolymerization method could prevent adverse reactions in the polymerization of PU-LiClO₄. Furthermore, no trace of phase separation in PUs was detected in the SEM micrographs


indicating a good interaction between the lithium salt and the polyurethanes [8] and was proven by FTIR analysis. EDX-SEM analysis as shown in Table IV was conducted to determine the lithium salt distribution in PUs. However, light elements such as lithium and hydrogen could not be detected in EDX-SEM analysis [29]. Hence, the detection of Cl atoms in different spots of PU-LiClO₄ is attributed to the lithium salts and it reveals the dispersion of lithium salt in the polyurethane-LiClO₄. Moreover, the agglomeration of lithium salts could not be detected in all the polyurethane electrolytes manifests the homogeneity between lithium salt and polyurethane matrix.

TABLE IV
EDX-SEM ANALYSIS OF PU FILMS WITH VARYING NCO/OH RATIOS


Sample	Element	Average mass %	Average atomic %
PU1	C	60.29	85.39
	N	0.71	0.89
	O	8.73	9.30
	Cl	4.45	2.17
PU2	C	57.60	79.57
	N	0.78	0.92
	O	14.75	15.29
	Cl	5.09	2.38
PU3	C	47.55	70.73
	N	3.59	4.55
	O	17.03	18.91
	Cl	6.96	3.53
PU4	C	68.56	87.82
	N	0.76	0.91
	O	9.69	9.31
	Cl	3.19	1.38




(a)



(b)



(c)



(d)

Fig. 8 SEM images of (a) PU1, (b) PU2, (c) PU3, (d) PU4

F. Ionic Conductivity

Table V shows the ionic conductivity of polyurethane-LiClO₄ decreased from 1.19×10^{-7} to 1.10×10^{-9} S.cm⁻¹ from PU1 to PU4 due to the decreasing of NCO content in PU-LiClO₄. It indicates PU1 facilitates the interaction between urethane groups and lithium ions. Thus, it enhances the ion hopping of lithium ions. Moreover, the benzene ring in hard segment could increase the conductivity by inducing electron delocalization along the polyurethane chain [14]. The activation energies (*E_a*) of polyurethane-LiClO₄ polymer electrolytes as shown in Table V were determined by plotting graphs with Log σ vs 1/*T* (Fig. 9). $-E_a/k$ denotes the graph slope. All the polyurethane-LiClO₄ obey Arrhenius law indicating lithium ion transport *via* a simple ion hopping in polyurethane due to the crystalline properties of polyurethane-LiClO₄ as proven by DSC analysis [30]. The activation energy of polyurethane-LiClO₄ decreased from PU4 to PU1 implying the greater amount of urethane groups in polyurethane-LiClO₄ conduces greater interaction with lithium ion. The low *E_a* values indicate the low restriction of lithium ion mobility in the polyurethane-LiClO₄ [9], [31]. Ion hopping could be increased by heating and produces higher conductivity [9]. It is observed that the ionic conductivity increased as the temperature increased. The highest ionic conductivity was achieved by PU1 which is 5.01×10^{-5} S.cm⁻¹ at 373 K. Increasing the temperature leads to the creation of free volume. Thus the ionic species can move into these free areas resulting in higher conductivity [32], [33]. As shown in Table V and Fig. 10, PU0 does not have lithium salt therefore it shows the lowest conductivity and does not obey Arrhenius law 10 due to its electrical insulating properties [34]. One of the

factors that affects the ionic conductivity of the polymer electrolyte is the concentration of the charge carrier. However, this research proves that NCO content in polyurethane also plays an important role in affecting the ionic conductivity of this polymer electrolyte. It is assumed that the ionic conductivity of PU-LiClO₄ can be increased by increasing the concentration of lithium salt in the polymer electrolyte.

TABLE V
IONIC CONDUCTIVITIES AT 298K AND 373 K AND ACTIVATION ENERGY OF
PU-LiClO₄ WITH VARYING NCO/OH RATIOS

Sample	Conductivity (S.cm ⁻¹) at 298 K	Conductivity (S.cm ⁻¹) at 373 K	Ea (eV)
PU0	2.06×10^{-10}	1.46×10^{-7}	-
PU1	1.19×10^{-7}	5.01×10^{-5}	0.32
PU2	1.95×10^{-8}	1.74×10^{-5}	0.34
PU3	2.65×10^{-9}	1.55×10^{-6}	0.38
PU4	1.10×10^{-9}	1.55×10^{-6}	0.40

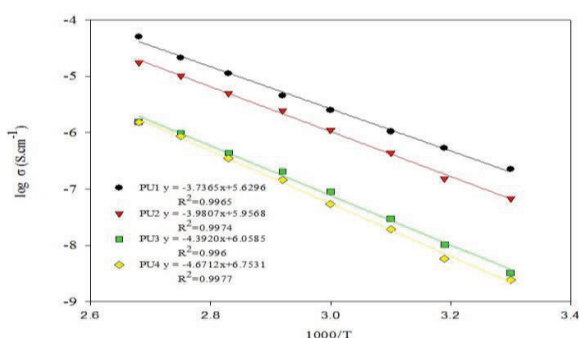


Fig. 9 Log σ vs $1000/T$ for PU1, PU2, PU3 and PU4

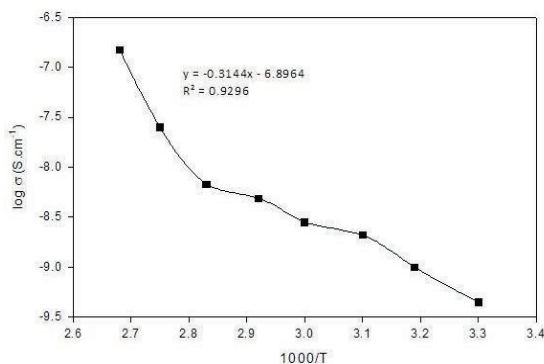


Fig. 10 Log σ vs $1000/T$ for PU0

VI. CONCLUSION

All the polyurethane-LiClO₄ was successfully prepared by casting method and all the structures of polyurethane-LiClO₄ were confirmed by FTIR and ¹³C NMR analysis. PU1 which has the greatest amount of urethane group as proven by soxhlet analysis gave the highest conductivity (1.19×10^{-7} S.cm⁻¹ at 298 K and 5.01×10^{-5} S.cm⁻¹ at 373 K). FTIR analysis proved the coordination between lithium ion and polyurethane in PU1. PU1 has the highest glass transition temperature due to the steric hindrance of benzene ring in the hard segment. Phase separation in the polymer electrolytes

was not detected in SEM micrographs and it indicates that the lithium salts are uniformly distributed in the polymers. This research proves the importance of NCO content in affecting the ionic conductivity of polyurethane-LiClO₄.

ACKNOWLEDGMENT

We would like to express our gratitude to School of Chemical Sciences and Food Technology, Faculty of Science and Technology, Universiti Kebangsaan Malaysia for allowing this research to be carried out. This work was funded by UKM under the Grant no. SF0949. Lastly, the authors wish to thank Taylor's University for their financial support for the presentation of the work.

REFERENCES

- [1] N. Ataollahi, A. Ahmad, H. Hamzah, M.Y.A. Rahman and N.S. Mohamed, "Ionic conductivity of PVDF-HFP/MG49 based solid polymer Electrolyte," *Advanced Materials Research*, vol 501 pp 29-33, April 2012.
- [2] M. Ulaganathan and S. Rajendran, "Effect of different salts on PVAc/PVdF-co-HFP based polymer blend electrolytes," *J. Applied Polymer Science*, vol 118 pp 646-651, 2010.
- [3] M. Wetjen, G.T. Kim, M. Joost, M. Winter, and S. Passerini, "Temperature dependence of electrochemical properties of cross-linked poly(ethylene oxide)-lithium bis(trifluoromethanesulfonyl)imide-*N*-butyl-*N*-methylpyrrolidinium bis(trifluoromethanesulfonyl) imide solid polymer electrolytes for lithium batteries," *Electrochimica Acta* vol 87 pp 779-787, 2013.
- [4] A. Lewandowski, A.S. Mocek and L. Waliszewski, "Li⁺ conducting polymer electrolyte based on ionic liquid for lithium and lithium-ion batteries," *Electrochimica Acta* vol 92 pp 404-411, 2013.
- [5] C.S. Wong and K.H. Badri, "Chemical Analyses of Palm kernel oil-based polyurethane prepolymer," *Materials Sciences and Applications*, vol 3 pp 78-86, 2012.
- [6] J.H. Yang, B.C. Chun, Y.C. Chung and J.H. Cho, "Comparison of thermal/mechanical properties and shape memory effect of polyurethane block-copolymers with planar or bent shape of hard segment," *Polymer*, vol 44 pp 3251-3258, 2013.
- [7] R.L. Lavall, S. Ferrari, C. Tomasi, M. Marzantowicz, E. Quartarone, M. Fagnoni, P. Mustarelli and M.L. Saladino, "MCM-41 silica effect on gel polymer electrolytes based on thermoplastic polyurethane," *Electrochimica Acta* vol 60 pp 359-365, 2012.
- [8] M.S. Su'ait, A. Ahmad, K.H. Badri, N.S. Mohamed, M.Y.A. Rahman, C.L. Azanza Ricardo and P. Scardi, "The potential of polyurethane bio-based solid polymer electrolyte for photoelectrochemical cell application," *Journal of Hydrogen Energy*, vol 39 pp 3005-3017, 2014.
- [9] Libin Liu, Xiwen Wu and Tianduo Li, "Novel polymer electrolytes based on cationic polyurethane with different alkyl chain length," *Journal of Power Sources*, vol 249 pp 397-404, 2014.
- [10] Shao-Ming Lee, Chuh-Yung Chen, Cheng-Chien Wang and Yao-Hui Huang, "The effect of EPIDA units on the conductivity of poly(ethylene glycol)-4,4'-diphenylmethane diisocyanate-EPIDA polyurethane electrolytes," *Electrochimica Acta*, vol 48 pp 669-677, 2003.
- [11] K. Nakamae, T. Nishino, S. Asaoka and Sudaryanto, "Microphase separation and surface properties of segmented polyurethane - Effect of hard segment content," *16 Adhesion and Adhesives*, pp 233-239, 1996.
- [12] C.W. Peng, C. Hsu, K.H. Lin, P.L. Li, M.F. Hsieh, Y. Wei, J.M. Yeh and Y.H. Yu, "Electrochemical corrosion protection studies of aniline-capped trimer-based electroactive polyurethane coatings," *Electrochimica Acta*, vol 58 pp 614-620, 2011.
- [13] T.C. Wen, S.S. Luo and C.H. Yang, "Ionic conductivity of polymer electrolytes derived from various diisocyanate-based waterborne polyurethanes," *Polymer*, vol 41 pp 6755-6764, 2000.
- [14] K. Petcharoen and A. Sirivat, "Electrostrictive properties of thermoplastic polyurethane elastomer: Effects of urethane type and soft-hard segment composition," *Current Applied Physics*, vol 13 pp 1119-1127, 2013.

- [15] Huang, J. and L. Zhang, "Effects of NCO/OH molar ratio on structure and properties of graft-interpenetrating polymer networks from polyurethane and nitrolognin," *Polymer*, vol 43 pp 2287-2294, 2002.
- [16] Anthony, J.R., Carne, M.C.F. & David, B, "Characterization of polyurethane networks based on vegetable derived polyol," *Polymer*, vol 49 pp 3279-3287, 2008.
- [17] R.C. Agrawal and G.P. Pandey, "Solid polymer electrolytes: materials designing and all-solid-state battery applications: an overview," *Physics D: Applied Physics*, vol 41 pp 223001, 2008.
- [18] N.N. Mobarak, A.Ahmad, M.P. Abdullah, N. Ramli and M.Y.A Rahman, "Conductivity enhancement via chemical modification of chitosan based green polymer electrolyte," *Electrochimica Acta*, vol 92 pp 161-167, 2013.
- [19] S. Sang, J.Zhang, Q. Wu and Y, "Liao Influences of Bentonite on conductivity of composite solid alkaline polymer electrolyte PVA-Bentonite-KOH-H₂O," *Electrochimica Acta*, vol 52 pp 7315-732, 2007.
- [20] S. Haddad, N. Zanina, A. Othmane and L. Mora, "Polyurethane films modified by antithrombin-heparin complex to enhance endothelialization: An original impedimetric analysis," *Electrochimica Acta*, vol 56 pp 7303-7011, 2011.
- [21] Mutsuhisa, F, Ken, K, Shohei, N, "Microphase-separated structure and mechanical properties of norbornane diisocyanate-based polyurethanes", *Polymer*, vol 48 pp 997-1004, 2007.
- [22] K. Mishra, R. Narayan, K.V.S.N. Raju and T.M. Aminabhavi, "Hyperbranched polyurethane (HBPU)-urea and HBPU-imide coatings: Effect of chain extender and NCO/OH ratio on their properties," *Progress in Organic Coatings*, vol 74 pp 134-141, 2012.
- [23] S. Xiong, F. Yang, G. Ding, K.Y. Mya, J. Ma and X. Lu, "Covalent bonding of polyaniline on fullerene: Enhanced electrical, ionic conductivities and electrochromic performances," *Electrochimica Acta*, vol 67 pp 194-200, 2012.
- [24] F. Gaudin and N.S. Zydowiz, "Correlation between the polymerization kinetics and the chemical structure of poly(urethane-urea) nanocapsule membrane obtained by interfacial step polymerization in miniemulsion," *Colloids and Surfaces A: Physicochemical and Engineering Aspects*, vol 415 pp 328-342, 2012.
- [25] C.S. Wong and K.H. Badri, "Thermal, Mechanical and Chemical Analyses Of Rapid And Self-Cured Prepolymerized Polyurethane Coatings," *Applied Mechanics and Materials*, vol 313-314 pp 227-231, 2013.
- [26] F. Gaudin and N.S. Zydowiz, "Core-shell biocompatible polyurethane nanocapsules obtained by interfacial step polymerisation in miniemulsion," *Colloids and Surfaces A: Physicochemical and Engineering Aspects*, vol 331 pp 133-142, 2008.
- [27] L. Cuve, J.P. Pascault, G. Boiteux and G. Seytre, "Synthesis and properties of polyurethanes based on polyolefine: 1. Rigid polyurethanes and amorphous segmented polyurethanes prepared in polar solvents under homogeneous conditions," *Polymer*, vol 32 pp 343-352, 1991.
- [28] D. Ren and C.E. Frazier, "Structure-property behaviour of moisture-cure polyurethane wood adhesives: Influence of hard segment content," *Adhesion and Adhesives*, vol 45 pp 118-124, 2013.
- [29] S. Kaur, D. Rana, T. Matsuura, S. Sundarajan and S. Ramakrishna, "Preparation and characterization of surface modified electrospun membranes for higher filtration flux," *Membrane Science*, vol 390-391 pp 235-242, 2012.
- [30] J. Saunier, N. Chaix, F. Alloin, J.P. Belieres and J.Y. Sanchez, "Electrochemical study of polymethacrylonitrile electrolytes: Conductivity study of polymer/salt complexes and plasticized polymer electrolytes. Part I," *Electrochimica Acta*, vol 47 pp 1321-1326, 2002.
- [31] X. Ma, X. Huang, J. Gao, S. Zhang, Z. Deng and J. Suo, "Compliant gel polymer electrolyte based on poly(methyl acrylate-co-acrylonitrile)/poly(vinyl alcohol) for flexible lithium-ion batteries," *Electrochimica Acta*, vol 115 pp 216-222, 2014.
- [32] N. Ataollahi, A. Ahmad, H. Hamzah, M.Y.A Rahman, N.S Mohamed, "Ionic conduction of blend poly (vinylidene fluoride-hexafluoro propylene) and poly (methyl methacrylate) grafted natural rubber based solid polymer electrolyte," *International Journal of Electrochemical Science*, vol 8: pp 7875-7884 June 2013.
- [33] N. Ataollahi, A. Ahmad, T.K Lee, A.R Abdullah, M.Y.A Rahman, "Preparation and characterization of PVDF-MG49-NH₄CF₃SO₃ based solid polymer electrolyte," *E-polymers* vol 14(2) pp 115-120, March 2014.
- [34] M.J. da Silva, D.H.F. Kanda and H.N. Nagashima, "Mechanism of charge transport in castor oil-based polyurethane/carbon black composite (PU/CB)," *Non Crystalline Solids*. Vol 358 pp 270-275, 2012.
- [35] K.H. Badri, S.H. Ahmad and S. Zakaria, "Development of zero ODP rigid polyurethane foam from RBD palm kernel oil," *Journal of Applied Polymer Science*. Vol 19 pp 1355-1356, 2000.