

# Characteristics of Hydraulic Jump

Sumit Gandhi

**Abstract**—The effect of an abruptly expanding channel on the main characteristics of hydraulic jump is considered experimentally. The present study was made for supercritical flow of Froude number varying between 2 to 9 and approach to expanded channel width ratios 0.4, 0.5, 0.6 and 0.8. Physical explanations of the variation of these characteristics under varying flow conditions are discussed based on the observation drawn from experimental results. The analytical equation for the sequent depth ratio in an abruptly expanding channel as given by eminent hydraulic engineers are verified well with the experimental data for all expansion ratios, and the empirical relation was also verified with the present experimental data.

**Keywords**—Abruptly Expanding Channel, Hydraulic Jump, Efficiency, Sequent Depth Ratio.

## I. INTRODUCTION

IN an open channel when water at high velocity discharges into a zone of lower velocity, an abrupt rise on the surface and high turbulence at the bottom in the form of rollers occur. The rapidly flowing water is abruptly slowed and increases in height, converting kinetic energy into an increase in potential energy, with some energy irreversibly lost through turbulence. It is one of the important tasks for hydraulic engineers to design a safe and economical energy dissipater. Stilling basins are one of the possible solutions for hydraulic jump to dissipate kinetic energy to produce safe downstream flow, which causes no bed scour and bank erosion.

Stilling basin can be made gradually or abruptly expanding eventually extended by appurtenances. These not only dissipate additional energy and reduced the basin length, but also deflect the high velocity jets away from the basin bottom. Compared to a prismatic stilling basin, an abruptly expanding basin modifies not only the sequent depths but influences all other flow characteristics. Moreover, conditions were tail-water depth in a prismatic channel is so low that a classical jump does not form or it is impossible to depress the basin floor due to some design considerations or jump is no longer able to form even with the aid of appurtenances, a lateral expansion may be the only possibility for adequate energy dissipation.

As far as the rectangular channel is concerned, the different hydraulic jump characteristics can be determined easily, whereas for abruptly expanding rectangular channels, few results in terms of relative length of jump ' $L_j/y_1$ ' are available. Review on analytical and experimental studies by Rajaratnam and Subramanya [10], Herbrand [7], Hager [6], Smith [11], Bremen and Hager [3], [4], Ranga Raju [9], Agarwal [1] and

Gandhi [5] are mainly devoted to the sequent depth ratio and the relative energy loss. Herbrand [7] investigated jumps in expanding channels and suggested

$$\frac{y_1}{y_2} = \frac{Y_1}{Y_2} \sqrt{\frac{B_1}{B_2}} \quad (1)$$

$Y_1/Y_2$  is the depth ratio of jump in prismatic channels. Based on experimental results, a classical work was presented by Bremen and Hager [3], [4]. They proposed the sequent depth ratio

$$\frac{y_1}{y_2} = \frac{Y_1}{Y_2} - \left( \frac{Y_1}{Y_2} - 1 \right) \left( 1 - \sqrt{\frac{B_1}{B_2}} \right) \left[ 1 - \tanh \left( 1.9 \frac{x}{L_r} \right) \right] \quad (2)$$

where 'x' is the distance from the expansion section to the toe of jump and  $L_r$  is length of roller.

## II. THEORY

Hydraulic jump was first investigated experimentally by Bidone [2]. Thereafter, many studies were made and the results were quoted by many engineers. But, there is a lack of results on some of the jump characteristics, which may reasonably affect the hydraulic jump phenomenon. Therefore, their effects need to be explored for a better estimation of safe stilling basin design. Considerable amount of work has been done by eminent Hydraulicians on important parameters of hydraulic jump on abruptly expanding horizontal channel and the same are reproduced as follows:

Empirical relation is given by Herbrand [7] for an abruptly expanding channel valid for  $3.1 < F_{r1} < 9$  and gives satisfactory estimation of  $y_2$ .

$$\frac{y_2}{y_{2R}} = \left( \frac{B_1}{B_2} \right)^{\frac{3}{8}} \quad (3)$$

however,  $y_2/y_{2R} = (B_1/B_2)^{1/2}$  given in (4) below gives better result.

$$\frac{E_L}{E_1} = \frac{E_1 - E_2}{E_1} = \frac{\left( 2 - 2 \frac{y_2}{y_1} \right) + F_{r1}^2 \left( 1 - \frac{1}{\eta^2 \frac{y_2^2}{y_1^2}} \right)}{2 + F_{r1}^2} \quad (4)$$

Assuming hydrostatic pressure distribution and uniform velocity distribution Matin et al [8] developed the expression for sequent depth ratio as

Sumit Gandhi, Assistant Professor, is with the Department of Civil Engineering, Jaypee University of Engineering and Technology, Guna - 473226, (M. P.), India. (e-mail: sumit\_gandhi2001@yahoo.co.in)

$$\frac{y_2}{y_1} = \frac{\left(\sqrt{1+8F_{r1*}^2} - 1\right)}{2} \quad (5)$$

were,  $F_{r1*}^2 = k_1 + \frac{2F_{r1}^2}{k_2}$ , is the modified Froude number in

which  $k_1$  and  $k_2$  depend on the jump position and the expansion ratio, defined as

$$k_1 = \frac{\left(\frac{y_2^2}{y_1^2} - 2F_{r1}^2 \frac{B_1}{B_2}\right) - \left(1 - \frac{B_1}{B_2}\right)}{2\left(1 - \frac{y_1}{y_2}\right)} \quad \text{and} \quad k_2 = \frac{1 - \left(\frac{y_1}{y_2}\right)}{\frac{B_1}{B_2} \left(1 - \frac{B_1 y_1}{B_2 y_2}\right)} \quad (6)$$

with the known dimensionless quantity  $\frac{x}{L_r}$  that describes the jump location,  $k_1$  and  $k_2$  can be expressed as function of  $F_{r1}$  and  $\frac{B_1}{B_2}$  as

$$k_1 = -\frac{x}{2L_r} \left(\ln \frac{B_1}{B_2}\right) F_{r1}^{1.5\left(\frac{B_1}{B_2} + 1\right)} \quad \text{and} \quad k_2 = 1 - 0.4 \left(\ln \frac{B_1}{B_2}\right) (1 + \ln F_{r1}) \quad (7)$$

The analytical equation for the sequent depth ratio in an abruptly expanding basin given by Ranga Raju [9] and Agarwal [1], respectively, is

$$\left[\left(\frac{y_2}{y_1}\right)^2 - 1\right] = 2F_{r1}^2 \left[\left\{-\frac{B_1^2}{B_2^2} \times \left(\frac{y_1}{y_2}\right)\right\} + \left(\frac{B_1}{B_2}\right)\right] \quad (8)$$

$$\frac{E_L}{E_1} = \frac{F_{r1}^2 \left[1 - \left(\frac{B_1^2}{B_2^2}\right) \left(\frac{y_1}{y_2}\right)^2\right] - 2\left(\frac{y_2}{y_1} - 1\right)}{2 + F_{r1}^2} \quad (9)$$

above equations have been solved graphically by Agarwal [1] which can be used to determine accurately the values of  $y_2/y_1$ ,  $E_L/E_1$  and  $E_1/y_1$  for various values of  $B_1/B_2$  at particular value of  $F_{r1}$ .

III. EXPERIMENTAL SET-UP AND METHODOLOGY

A. Experimental Set-Up

In order to evaluate the various hydraulic jump characteristics sequent depth ratio ' $y_2/y_1$ ', efficiency ' $E_2/E_1$ ', relative height of jump ' $h_j/E_1$ ', relative energy loss ' $E_L/E_1$ ', relative post jump depth ' $y_2/E_1$ ', relative pre jump energy ' $E_1/y_1$ ', relative length of jump ' $L_j/y_1$ ', relative length of roller ' $L_r/y_1$ ' and relative energy loss ' $E_L/y_1$ ', the experiments were carried out on abruptly expanding channel and the setup was designed, fabricated and commissioned in the hydraulics engineering laboratory at MNNIT Allahabad, India.

The setup consists of a constant head tank of volume  $3.6 \times 3.6 \times 3\text{m}^3$ , water reaches to the inlet tank of volume  $0.46 \times 0.45 \times 0.61\text{m}^3$  through the feeding pipe of diameter 10cm provided with regulating valve. The upstream face of inlet regulating gate is covered by stilling basin of length 3m and width 0.3m to prevent side wave reflection and surface undulation so that a stabilized flow is available at the inlet of main channel.

The experiments were performed in  $2.1\text{m} \times 0.445\text{m} \times 1.2\text{m}$  rectangular channel made up of perspex sheet. Parallel rails were mounted at the top of the side walls for sliding of pointer gauge to measure the depth at different positions along the length and across the width of the main channel.

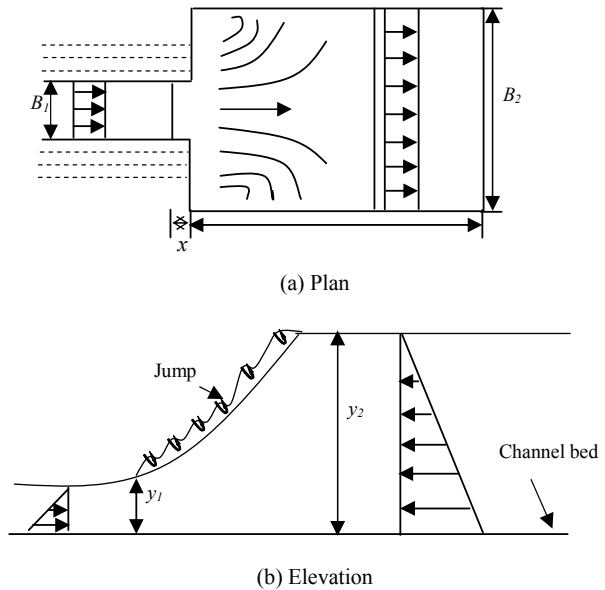


Fig. 1 Showing the plan and elevation of jump formation in an abruptly expanding channel

TABLE I  
RANGE OF DATA DETERMINED

$B_1/B_2$	$F_{r1*}$	$y_2/y_1$	$E_2/E_1$	$h_j/E_1$	$E_L/E_1$	$y_2/E_1$	$E_1/y_1$	$L_j/y_1$	$L_r/y_1$	$E_L/y_1$
0.4	2 - 9	3.1 - 6.7	0.13 - 0.45	0.08 - 0.29	0.58 - 0.85	0.09 - 0.46	2 - 36	13.23 - 20.65	08.80 - 14.90	15.45 - 31.23
0.5	2 - 9	3.3 - 8.0	0.14 - 0.47	0.10 - 0.33	0.53 - 0.75	0.12 - 0.49	3 - 40	14.10 - 21.50	11.34 - 17.32	20.87 - 35.48
0.6	2 - 9	3.0 - 8.8	0.19 - 0.52	0.15 - 0.35	0.48 - 0.72	0.15 - 0.50	5 - 48	18.14 - 25.65	12.67 - 19.20	24.76 - 38.67
0.8	2 - 9	4.1 - 10.2	0.20 - 0.55	0.17 - 0.44	0.42 - 0.70	0.20 - 0.57	7 - 49	19.43 - 25.16	14.87 - 20.06	30.56 - 42.34

*B. Experimental Methodology and Analysis*

A series of run for different values of incoming Froude number (varying between 2 to 9 using sharp edged regulating gates (both upstream and downstream) and feeding pipe with valve were performed with width ratio (approaching channel width to expanded channel width) varying in the proportion of 0.4, 0.5, 0.6 and 0.8. For each experiment pre and post jump depths, lengths of jump and length of roller were recorded. The discharge was computed by volumetric method. Figs. 1 (a) & (b) show the pattern of formation of hydraulic jump in abruptly expanding channel and the range of different hydraulic jump characteristics calculated are shown in Table I.

Experiment results obtained for sequent depth ratio at different  $F_{r1}$  for all the expansion ratios is also used to compare for verification with Ranga Raju's analytical equation in Fig. 11. Also, the equation given by Herbrand is verified with experimental data of the present study for expanding channel and it is found to be in good agreement between the two. Fig. 12 shows the comparison of sequent depths between experimental data & Herbrand's empirical relation for  $B_1/B_2 = 0.4, 0.5, 0.6$  and  $0.8$ .

IV. RESULTS AND DISCUSSION

As such the present study is carried out in the form of graphical representation to study the variation of various characteristics against  $F_{r1}$  for  $B_1/B_2$  ratio = 0.4, 0.5, 0.6 and 0.8 considering the modified Froude number as given in (5), (6) and (7). All the characteristics of the jumps are then written as

$$\frac{y_2}{y_1} = \frac{1}{2} (\sqrt{1 + 8F_{r1}^2} - 1) \tag{10}$$

$$\frac{E_L}{y_1} = \frac{\left(\frac{y_2}{y_1} - 1\right)^3}{4\left(\frac{y_2}{y_1}\right)} = \frac{\left(\sqrt{1 + 8F_{r1}^2} - 4\right)^3}{16\left(\sqrt{1 + 8F_{r1}^2} - 1\right)} \tag{11}$$

$$\frac{E_2}{E_1} = \frac{\left(8F_{r1}^2 + 1\right)^{3/2} - 4F_{r1}^2 + 1}{8F_{r1}^2\left(2 + F_{r1}^2\right)} \tag{12}$$

$$\frac{h_j}{E_1} = \frac{\left(\frac{y_2}{y_1} - 1\right)}{\left(1 + \frac{F_{r1}^2}{2}\right)} = \frac{\sqrt{1 + 8F_{r1}^2} - 3}{F_{r1}^2 + 2} \tag{13}$$

$$\frac{E_1}{y_1} = \frac{2 + F_{r1}^2}{2} \tag{14}$$

$$\frac{y_2}{E_1} = \frac{y_2}{y_1} \left(\frac{2}{2 + F_{r1}^2}\right) = \frac{\left(\sqrt{1 + 8F_{r1}^2} - 1\right)}{2 + F_{r1}^2} \tag{15}$$

$$\frac{E_L}{E_1} = 1 - \frac{E_2}{E_1} = 1 - \frac{\left(8F_{r1}^2 + 1\right)^{3/2} - 4F_{r1}^2 + 1}{8F_{r1}^2\left(2 + F_{r1}^2\right)} \tag{16}$$

All the hydraulic jump characteristics considered in the present work have been computed from the measured data and are plotted against the Froude number as shown in Figs. 2 to 12. All these plots are developed using experimental results of Table I.

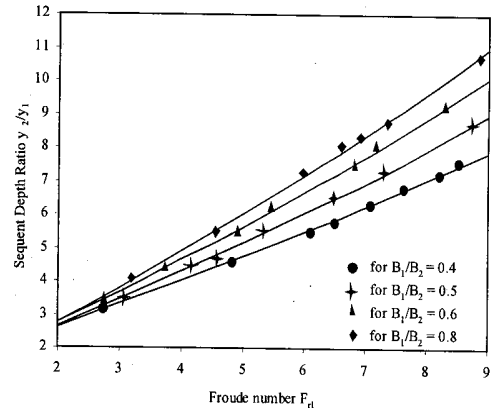


Fig. 2 Variation of Sequent Depth Ratio  $y_2/y_1$  vs  $F_{r1}$

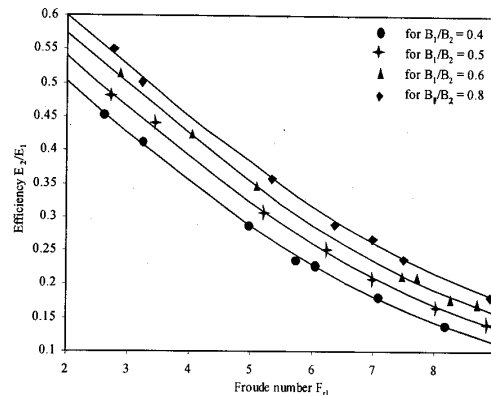


Fig. 3 Variation of Efficiency  $E_2/E_1$  vs  $F_{r1}$

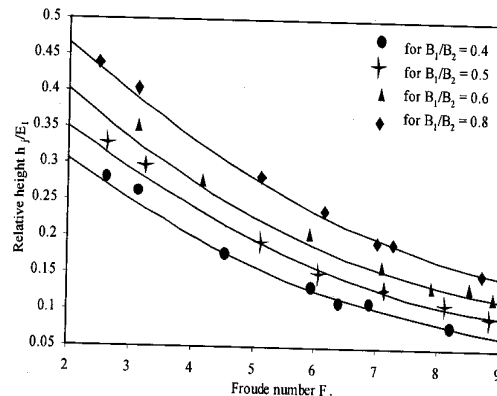


Fig. 4 Variation of Relative Height of Jump  $h_j/E_1$  vs  $F_{r1}$

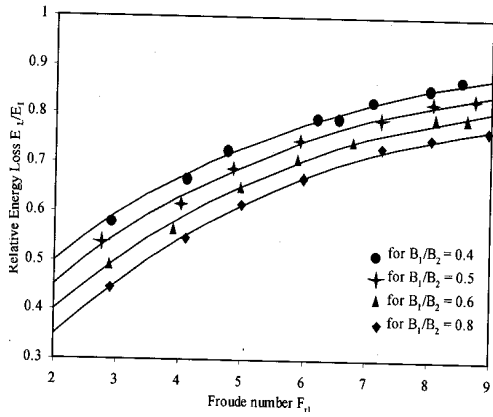


Fig. 5 Variation of Relative Energy Loss  $E_L/E_1$  vs  $F_{r1}$

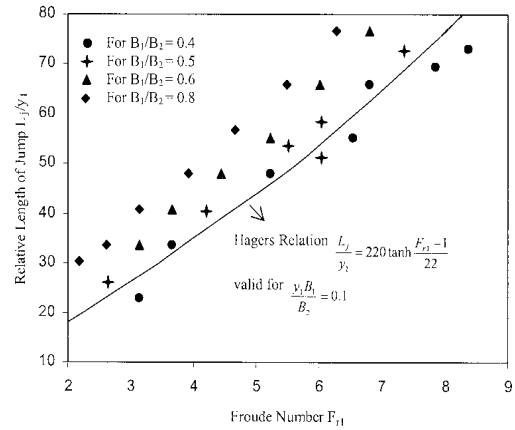


Fig. 8 Variation of Relative Length of Jump  $L_j/y_1$  vs  $F_{r1}$

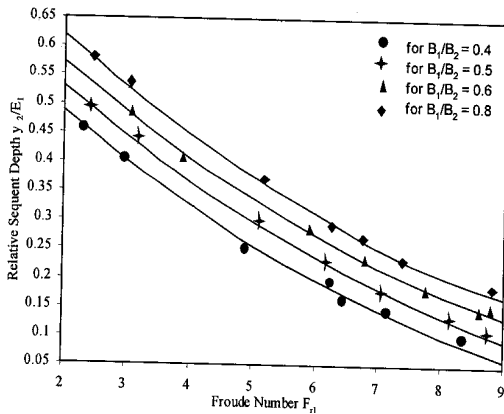


Fig. 6 Variation of Relative Postjump Depth  $y_2/E_1$  vs  $F_{r1}$

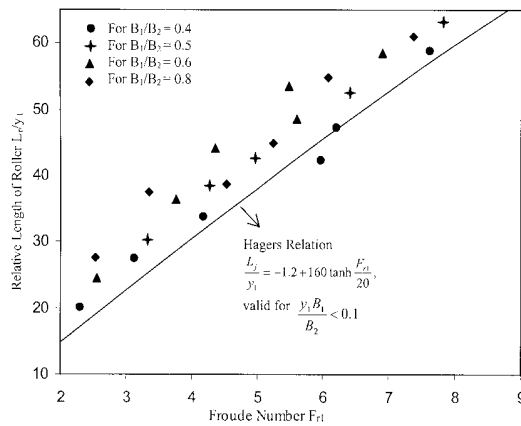


Fig. 9 Variation of Relative Length of Roller  $L_r/y_1$  vs  $F_{r1}$

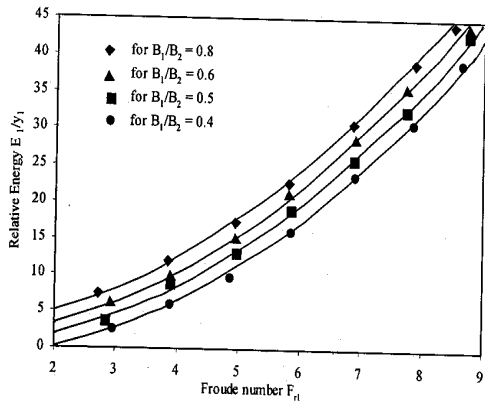


Fig. 7 Variation of Relative Prejump Energy  $E_1/y_1$  vs  $F_{r1}$

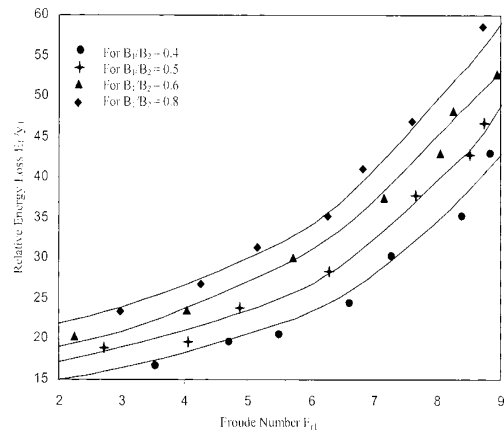


Fig. 10 Variation of Relative Energy Loss  $E_L/y_1$  vs  $F_{r1}$

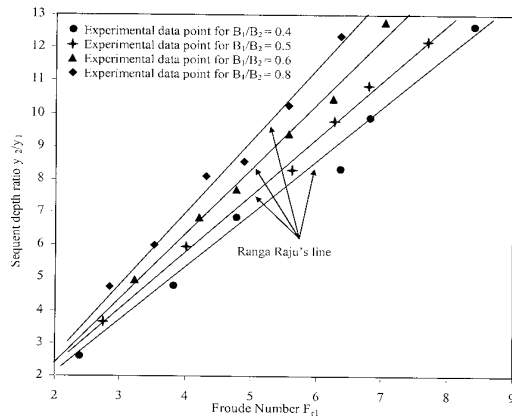


Fig. 11 Variation of Sequent depth ratio vs  $F_{r1}$  for Ranga Raju's analytical relation (8)

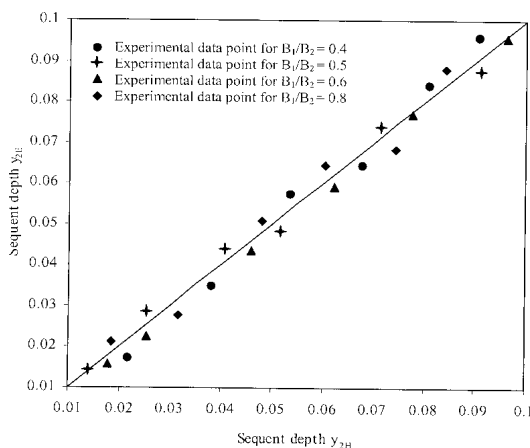


Fig. 12 Comparison of Sequent depth between Herbrand (3) and Experimental data

Following are the main inferences drawn from the present study;

1. Fig. 2 shows that the larger the  $B_1/B_2$  ratio, the larger is the sequent depth ratio for a given  $F_{r1}$ . As the value of expansion ratio  $B_1/B_2$  increases there is linear increment in the sequent depth ratio  $y_2/y_1$  with  $F_{r1}$ .
2. Figs. 3, 4, and 6 predict that as smaller is the  $B_1/B_2$  ratio, the smaller is the Efficiency  $E_2/E_1$ , Relative height  $h_j/E_1$  and Relative post jump depth  $y_2/E_1$  for a given  $F_{r1}$ . Efficiency  $E_2/E_1$ , Relative height  $h_j/E_1$  and Relative post jump depth  $y_2/E_1$  decreases non linearly with increase in  $F_{r1}$  for a given  $B_1/B_2$  expansion ratio.
3. It is clear from Fig. 5 that smaller is the  $B_1/B_2$  ratio larger is the Relative energy loss  $E_L/E_1$  for a given  $F_{r1}$ . There is nonlinear increment in Relative energy loss  $E_L/E_1$  with the increase in value of  $F_{r1}$  for a given  $B_1/B_2$  expansion ratio.
4. It is concluded from the Fig. 7 that the value of Relative energy  $E_1/y_1$  increases nonlinearly with the increases in expansion ratio and  $F_{r1}$ , and it also increases with the increase in expansion ratio at a given value of  $F_{r1}$ .
5. Fig. 8 shows the plot of Hagers relation for the relative length of jump (valid for  $y_1 B_1/B_2 = 0.1$ ). Experimental

data shown are scattered about the Hagers line for all the expansion ratios, this because of its validity for a particular range. Relative length of jump increases non-linearly with the increase in Froude number.

6. Plot 9 shows the variation of relative length of roller  $L_r/y_1$  for Hagers relation, which is also non-linear and increases with the Froude number. Most of the experimental data are scattered around the Hagers line, this because of the limit of Hagers relation i.e.,  $y_1 B_1/B_2 < 0.1$ .
7. Value of relative energy loss  $E_L/y_1$  decreases with decrease of expansion ratio at a given  $F_{r1}$  and it increases non-linearly with the Froude number as shown in Fig. 10.
8. Analytical equation (8) given by Ranga Raju is also verified in Fig. 11 for  $B_1/B_2 = 0.4, 0.5, 0.6$  &  $0.8$  using author's data and it is found to be highly satisfactory. The figure shows that most of the experimental data points lie within  $\pm 10\%$  of the Ranga Raju's line corresponding to respective expansion ratio.
9. Equation (3) given by Herbrand which holds good for  $3.1 < F_{r1} < 9$  and gives satisfactory estimation of  $y_2$  is also verified with experimental data of the present study for expanding channel and it is found to be in good agreement between the two. Fig. 12 shows the comparison of sequent depths between experimental data & Herbrand's empirical relation for all expansion ratios. It is predicted from the figure that most of experimental data point lies with  $\pm 15\%$  of the good agreement line between the two.

## V. CONCLUSIONS

Larger is the  $B_1/B_2$  ratio larger is the Sequent depth ratio  $y_2/y_1$ , Relative energy  $E_1/y_1$  and Relative energy loss  $E_L/y_1$  whereas, smaller is the  $B_1/B_2$  ratio smaller is the Efficiency  $E_2/E_1$ , Relative height  $h_j/E_1$  and Relative post jump depth  $y_2/E_1$  and larger is the Relative energy loss  $E_L/E_1$  for a given  $F_{r1}$ . Sequent depth ratio  $y_2/y_1$  varies linearly with the Froude number  $F_{r1}$  where as other hydraulic jump characteristics are not.

Jump characteristics calculated from Matin's formula is varying from Hagers line for measuring relative length of jump and relative length of roller. Also, there is slight variation is seen in the experimental data from the lines drawn for Ranga Raju's analytical equation for measuring the sequent depth, but it lies within the consideration limits; it may attributed to the modified Froude number but found suitable for field use. Empirical equation proposed by Herbrand is satisfactory for predicting the sequent depth  $y_2$ . It is suggested that it can be used in the field with confidence.

## ACKNOWLEDGMENTS

Authors would like to thank Hydraulics Laboratory, Department of Applied Mechanics, MNNIT Allahabad, INDIA for providing lab to do the experimental work. Author also acknowledges Dr. V. C. Agrawal, Professor & Head, Department of Civil Engineering, Allahabad Agricultural

Institute (Deemed University) Allahabad, INDIA for their help during work.

## NOTATIONS

$B_1$	= approaching channel width
$B_2$	= expanded channel width
$E_1$	= energy before the jump
$E_2$	= energy after the jump
$E_L$	= energy loss = $E_1 - E_2$
$F_{r1}$	= incoming Froude number
$F_{r1}^*$	= modified incoming Froude number
$h_j$	= height of jump = $y_2 - y_1$
$L_r$	= length of roller
$L_j$	= length of jump
$r_1$	= radial distance from the center of equivalent circular jump to the toe of the jump
$r_2$	= radial distance from the center of equivalent circular jump to the section where the hydraulic jump is complete
$x$	= distance from the expansion section to the toe of jump
$y_1$	= prejump depth
$y_2$	= postjump depth
$y_{2E}$	= experimental sequent depth
$y_{2H}$	= Herbrand's sequent depth
$y_{2R}$	= sequent depth of rectangular channel
$\eta$	= $r_1/r_2$

## REFERENCES

- [1] Agarwal. V. C., "Graphical Solution to the Problem of Sequent Depth and Energy Loss in Spatial Hydraulic Jump", *Water & Maritime Engineering 14 B*, March 2001, Issue 1A, 2001, pp. 1 - 3.
- [2] Bidone Giorgio, "Observations on the Height of Hydraulic Jump", report presented in Royal academy of sciences of Turin, 1818, 21 - 80.
- [3] Bremen. R, Hager. W. H., "T - Jump In Abruptly Expanding Channel", *Journal of Hydraulic Research*, 31 (1), 1993, pp. 61 - 73.
- [4] Bremen. R, Hager. W. H., "Expanding Stilling Basin", *Proceeding ICE, Water, Maritime and Engineering*, 106, 1994, pp. 215 - 228.
- [5] Gandhi. S., "Study of The Characteristics of Hydraulic Jump In a Suddenly Expanding Rectangular Channel", M. Tech Thesis at Motilal Nehru National Institute of Technology, Allahabad, India, 2004.
- [6] Hager. W. H., "Hydraulic Jumps in Non-Prismatic Rectangular Channels", *Journal of Hydraulic Research*, 23 (1), 1985, pp. 21 - 35.
- [7] Herbrand. K., "The Spatial Hydraulic Jump", *Journal of Hydraulic Research Delft*, The Netherland, 11 (3), 1973, pp. 205 - 217.
- [8] Matin. M. A, Alhamid. A. A, Negm. A. M., "Prediction of Sequent Depth Ratio of Hydraulic Jump In Abruptly Expanding Channel", Proceedings of International Conference on Hydro-Science and Engineering Hydro-Science and Engineering ICHE98, *Advances in Hydro-Science and Engineering*, III, Cottbus/Berlin, Germany, 1998.
- [9] Ranga Raju. K. G., "Flow through Open Channel", McGraw Hill, New Delhi, 1993, 2<sup>nd</sup> Edn.
- [10] Rajaratnam. N, Subramanya. K., "Hydraulic Jumps below Abrupt Symmetrical Expansions", *Proceeding ASCE, Journal of Hydraulics Division*, 94 (3), 1968, pp. 481 - 503.
- [11] Smith. G. D., "The Submerged Hydraulic Jump In An Abrupt Lateral Expansion", *Journal of Hydraulic Research*, 27 (2), 1989, pp. 257 - 266.
- [12] Unny. T. E., "The Spatial Hydraulic Jump IX IAHR Congress", Belgrade, 1961, pp. 32 - 42.