

# Square Printed Monopole Antenna for Wireless Applications

Rekha P. Labade, Shankar B. Deosarkar, Narayan Pisharoty

**Abstract**—In this article design and optimization of square printed monopole antenna for wireless application is proposed. Theory of characteristics mode (TCM) is used for analysis of current modes on the antenna. TCM analysis shows that beveled ground plane improves the impedance bandwidth. The antenna operates over the frequency range from 1.860 GHz to 5 GHz for a VSWR  $\leq 2$ , covering the GSM (1900-1990MHz), IMT-2000(1920-2170MHz), Bluetooth (2.400-2484 MHz) and lower band of ultrawideband (UWB). Stable radiation pattern shows minimal pulse distortion. The radiation pattern is omni-directional along the H-plane and figure of eight along the E-plane. Size of proposed antenna is 39 mm x 29 mm x 1.6mm. Antenna is simulated using CAD FEKO suite (6.2) using method of moment. A prototype antenna is fabricated using FR4 dielectric substrate with a dielectric constant of 4.4 and loss tangent of 0.02 to validate the simulated and measured results of the proposed antenna. Measured results are in good agreement with simulated results.

**Keywords**—Destructive Ground Surface (DGS), Method of moment, Theory of characteristics mode, UWB, VSWR.

## I. INTRODUCTION

SINCE February 2002 u. s. Federal Communication Commission (FCC) declared the unlicensed use of 3.1-10.6 GHz frequency band for commercial operation of a ultrawideband technology, demand for design of ultrawideband antenna has fostered larger significance [1]. UWB antenna is the important part of ultrawideband system. Commercial ultrawideband (UWB) systems require small, low-cost antennas with omni-directional radiation pattern and large bandwidth [2-3]. Design performance parameters of ultrawideband antenna include impedance matching, radiation pattern stability, small size and low cost for electronic applications.

In recent years, researchers have proposed several bandwidth enhancement techniques [4]-[8]. Gap between the ground plan and patch have been changed to improve the operating frequency band [9]. Scaling factor technique is used to improve the performance of antenna [10]. Effect of increase in dielectric constant shifts the lower edge frequency of the UWB to lower side and hence improves the impedance bandwidth [11]. Dual band monopole antenna is designed using transmission line model [12].

Characteristic modes correspond with the Eigen current of

Rekha P. Labade is with Symbiosis International University, SIT, Pune India, 431517, (phone no. 02425-259017, e-mail: rplabade@gmail.com).

Dr. Shankar B. Deosarkar is with Babasaheb Ambedkar Technological Institutes, Lonere, (e-mail: sbdeosarkar@yahoo.com).

Dr. Narayan Pisharoty is with Symbiosis International University, SIT, Pune India, 431517(e-mail: narayanp@sitpune.edu.in).

the matrix. Hence depend on the shape and size of the antenna [12] and are independent of any source or excitation [13]. Eigen values associated with the modes are used for determining the resonance frequency and the operating bandwidth of antennas [14]. Recently TCM is used to analyze and optimize the excitation and radiation behavior of antenna [15]. Modal VSWR and modal significance provides the detail physical insight into the operating mechanism of different antenna's [16].

In this paper a compact square monopole antenna is designed and optimized. Theory of Characteristic Modes gives the systematic design approach for antenna. It is used to analyze radiating modes of conducting bodies. It was formally developed by Robert Garbacz and refined by Harrington and Mautz in seventies, sometimes referred as Inagaki modes [13]. It gives actual visualization of surface current and field radiated by antenna. It helps to understand operating principle of antenna [17] and is therefore used in this article to observe surface current on the radiating patch and destructive ground surface (DGS) of antenna. DGS is beveled accordingly to operate antenna at the lower edge of ultrawideband frequency range.

Following parameters are associated with the theory of characteristic modes [17].

### A. Eigenvalue ( $\lambda_n$ )

Power radiated by a mode is inversely proportional to  $|\lambda_n|$ . Range of  $\lambda_n$  is from  $-\infty$  to  $+\infty$  and at resonance  $\lambda_n$  is equal to 0.

If  $\lambda_n$  is positive then mode stores magnetic energy and if  $\lambda_n$  is negative then mode stores electric energy.

### B. Modal Significance (MS)

It determines how much a particular mode contributes to total radiation. MS=1 ensures 100% contribution of mode for radiation.

### C. Characteristic Angle ( $\alpha_n$ )

It is the phase angle between characteristic current ( $J_n$ ) and characteristic field ( $E_n$ ). It is given as,

$$\alpha_n = 180^\circ - \tan^{-1}(\lambda_n)$$

Range of  $\alpha_n$  is from  $0^\circ$  to  $360^\circ$  at resonance  $\alpha_n$  is equal to  $180^\circ$ .

For  $0^\circ < \alpha_n < 180^\circ$ , mode  $J_n$  has inductive behavior and for  $180^\circ < \alpha_n < 360^\circ$ , mode  $J_n$  has capacitive behavior.

## II. SQUARE MONOPOLE ANTENNA DESIGN

Initial antenna geometry (before the application of theory of

characteristics mode) is shown in Fig. 1. Antenna consists of radiating patch and microstrip feed line on one side of substrate and DGS on the other side. Following formulae are used to design the monopole antenna. Instead of resonant frequency, lower edge frequency of the UWB is considered for design [18].

$$L = \frac{\lambda}{4} - 2 * \Delta L \quad (1)$$

$$W = \frac{c}{4f_r} \sqrt{\frac{2}{\epsilon_r + 1}} \quad (2)$$

$$\lambda = \frac{c_0}{(f * \sqrt{\epsilon_r})} \quad (3)$$

$$\epsilon_{eff} = \frac{\epsilon_r + 1}{2} + \frac{\epsilon_r - 1}{2} \left[ 1 + 12 * \left( \frac{h}{w} \right)^{-1} \right]^{-1} \quad (4)$$

$$\Delta L = 0.412h \frac{(\epsilon_{eff} + 3) \left( \frac{w}{h} + 0.264 \right)}{(\epsilon_{eff} - 0.258) \left( \frac{w}{h} + 0.8 \right)} \quad (5)$$

where L= length of patch, W= width of patch,  $\lambda$  = wavelength,  $\epsilon_{eff}$  = effective dielectric constant,  $\epsilon_r$  = dielectric constant of substrate,  $\Delta L$  = extension along length, h = substrate height, w = width of substrate.

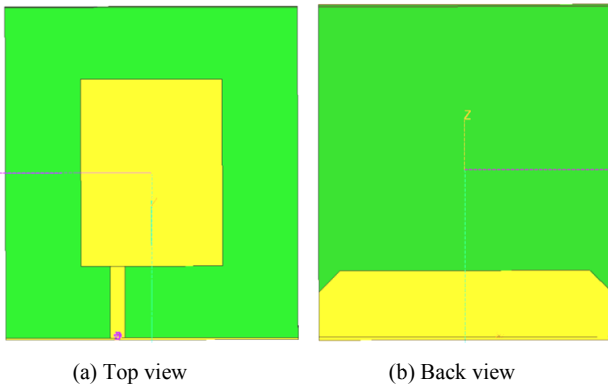


Fig. 1 Geometry of Square monopole antenna

### III. MODAL ANALYSIS

For  $VSWR \leq 2$ , simulation result shows the dual band behavior of antenna from 1.80 GHz to 3.35GHz and 4.25 GHz to 5 GHz without modified DGS. To obtain the  $VSWR \leq 2$  over the entire lower ultrawideband frequency range, optimization of structure has been carried out using modal analysis. Fig. 2 shows the Eigen values of the first four characteristic modes. Capacitive and inductive nature of the intrinsic impedance can be judge from negative and positive signs of Eigen value respectively. Modal significance (MS) provides the additional information about the antenna. MS versus frequency graph in Fig. 4, shows only the first mode has value close to unity.

Fig. 3 shows the current distribution on the antenna indicating no current distribution at the two top edges of DGS. Hence it is beveled to improve the VSWR bandwidth over

required band of frequency. Fig. 5 indicates that first and second mode attain MS value close to unity at higher end frequency. Before beveling it was found that only first mode contributes for radiation whereas beveling causes contribution of second mode to the radiation along with first mode. Fig. 5 and Fig. 7 validate the results.

Normalized current distribution of the first four characteristics mode is shown in Fig. 6. First mode is characterized by vertical, second by horizontal, third by circular and fourth by downward currents. Out of these four modes only the first two modes contributes for the radiation whereas the other two modes mainly stores the energy.

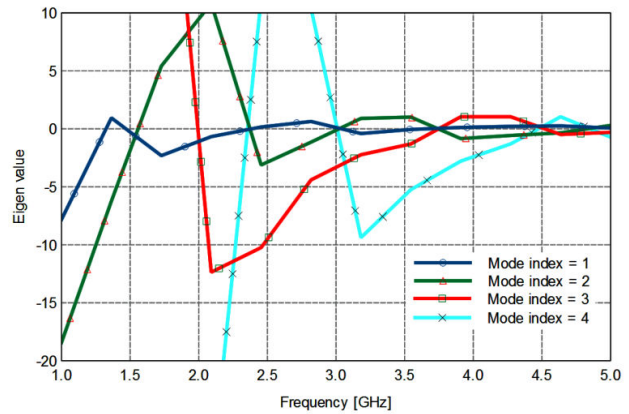


Fig. 2 Eigen Value of Square Monopole Antenna

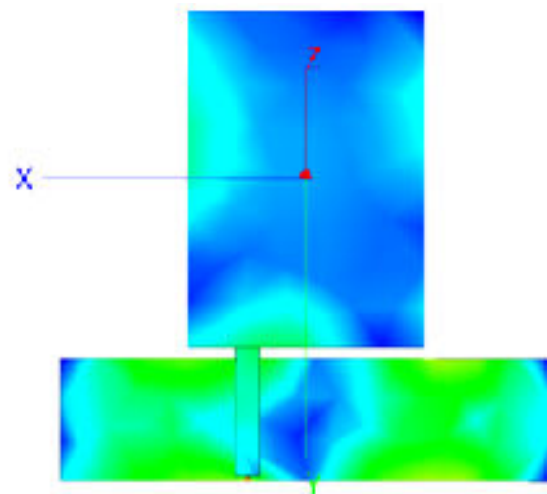


Fig. 3 Current distribution on the surface of antenna at 4.1GHz frequency

Radiation pattern at 3.5 GHz frequency is shown in Fig. 8 which shows an omni-directional radiation pattern along the H-plane and a directional radiation pattern along the E-plane.

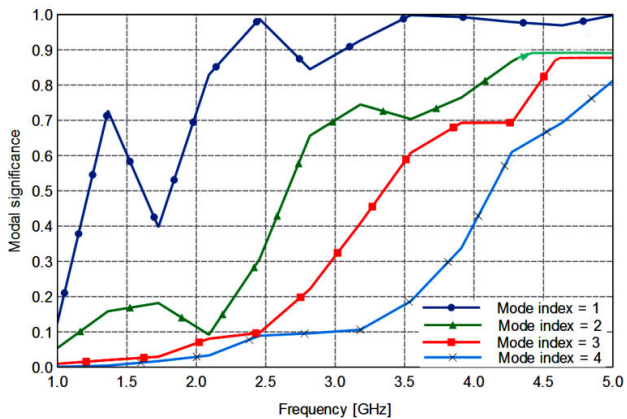


Fig. 4 Modal significance versus frequency (before bevel ground)

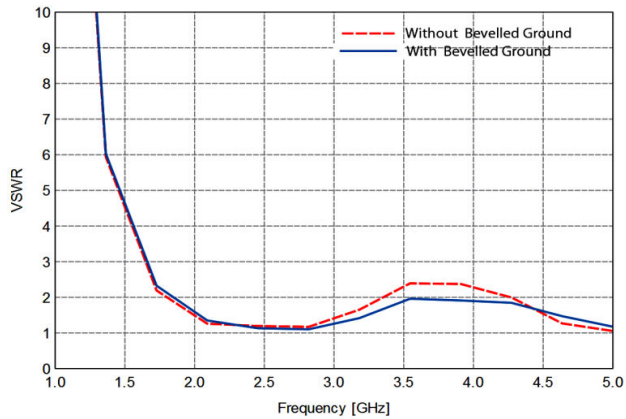


Fig. 7 Graph of Frequency versus VSWR

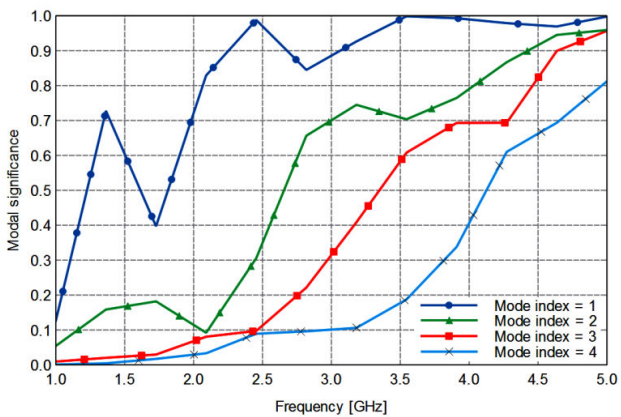


Fig. 5 Modal significance versus frequency (after bevel ground)

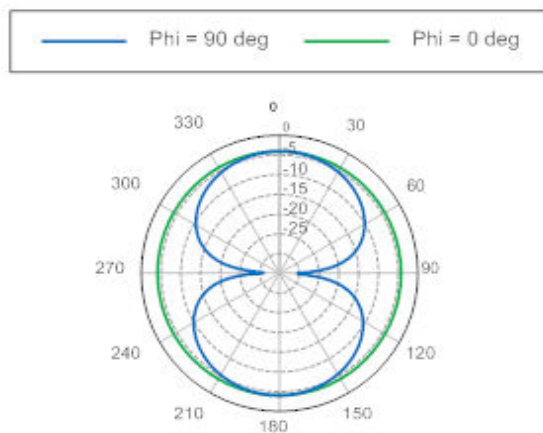


Fig. 8 Radiation pattern at 3.5GHz frequency

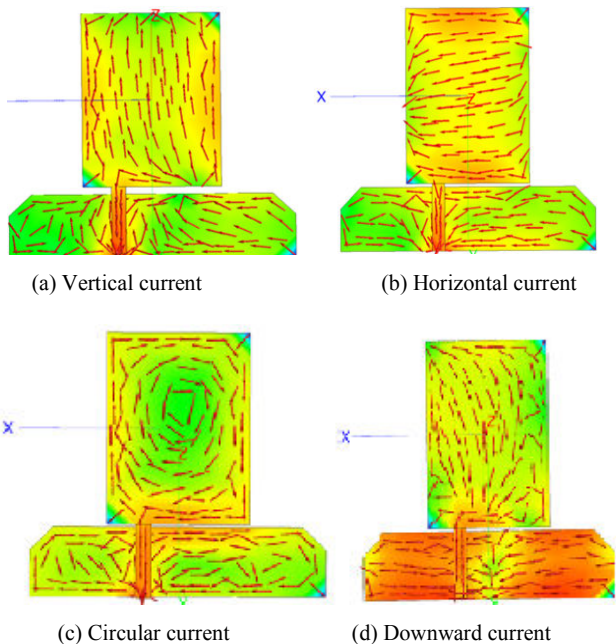


Fig. 6 Normalized current distribution for first four modes

IV. EXPERIMENTAL RESULTS




Fig. 9 Prototype of the proposed square monopole UWB antenna

To validate the design of the proposed antenna, a prototype of square monopole antenna with beveled ground plane is fabricated using photolithographic technique and antenna VSWR is measured by the Agilent N9912A, 30 MHz to 6 GHz vector network analyzer. Measured VSWR versus frequency graph is shown in Fig. 10. The measured frequency range for  $VSWR \leq 2$  is obtained from 1.860 GHz to 5 GHz which agrees with the simulated one.

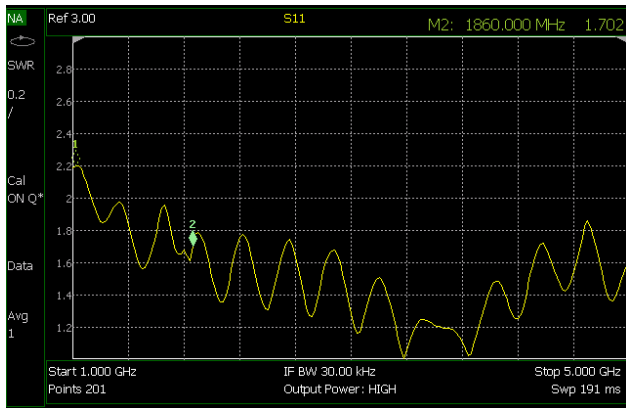


Fig. 10 Measured VSWR versus frequency of proposed square monopole UWB antenna

### V. CONCLUSION

In this paper design, simulation and measurement of novel square monopole antenna with bevel DGS is proposed and investigated. Theory of characteristics mode is used to operate the antenna over the lower edge of ultrawideband frequency band by beveling the DGS and making mode two to resonate. Optimized antenna operates satisfactorily from 1.860 GHz to 5 GHz, covering the different wireless applications.

### REFERENCES

- [1] First Report and Order FCC, "Federal Communications Commission revision of Part 15 of the commission's rules regarding ultra-wideband transmission systems," FCC, Washington, DC 02.V48, 2002.
- [2] M. J. Ammann and Zhi Ning Chen, "A Wide-Band Shorted Planar Monopole with Bevel", *IEEE Trans. On Antennas and Propagation*, Vol. 51, No. 4, 901-903, April 2003.
- [3] Kumar G, and K. C. Gupta, "Broadband Microstrip Antennas Using Additional Resonators Gap-Coupled to the Radiating Edges," *IEEE Trans. On Antennas Propagation*, Vol. AP-32, 1375-1379, December 1984.
- [4] K. P. Ray and Y. Ranga, "Ultrawideband Printed Elliptical Monopole Antennas", *IEEE Transactions on antennas and Propagation*, Vol. 55, NO. 4, 1189-1192, April 2007.
- [5] Lin Peng and Cheng- Li Runa, "UWB Band notch Monopole antenna design using Electromagnetic band gap structure", *IEEE Transactions on Microwave Theory and Techniques*, Vol. 59, NO. 4, 1074-1081, April 2011.
- [6] M. Mehranpour, J. Nourinia, Ch. Ghobadi, and M. Ojaroudi, "Dual band notched square monopole antenna for ultrawideband application", *IEEE Antennas and Wireless Propagation Letters*, Vol. 11, 172-175, 2012.
- [7] M. Ojaroudi, Sh. Yazdanifard, N. Ojaroudi, and M. Naser-Moghaddasi, "Small Square Monopole Antenna With Enhanced Bandwidth by Using Inverted T-Shaped Slot and Conductor-Backed Plane", *IEEE Transactions on Antennas and Propagation*, Vol. 59, NO. 2, 670-674, February 2011.
- [8] M. Rostamzadeh, S. Mohamadi, J. Nourinia, Ch. Ghobadi, and M. Ojaroudi, "Small monopole antenna for Ultrawideband applications with novel rod shaped parasitic structures and novel V-shape slots in the ground", *IEEE Antennas and Wireless Propagation Letters*, Vol. 11, 446-449, 2012.
- [9] Chao-Ming Wu, "Wideband dual frequency CPW-fed triangular monopole antenna for DCS/WLAN application", *Int. J. Electron. Commun. (AEÜ)* 61 (2007) 563 – 567.
- [10] Mari Komulainen, Pekka Salonen, Markku Kivikoski, "Dual frequency Microstrip patch antenna for WLAN Bluetooth & HiperLAN Application", *IEEE-explorer*(2001).
- [11] Zhi Ning Chen, Terence S. P. See, and Xianming Qing, "Small printed Ultrawideband Antenna with reduced ground plane effect", *IEEE Transactions on Antennas and Propagation*, Vol. 55, No. 2, February 2007.
- [12] Kumar, G., and Ray, K.P.: 'Broadband microstrip antennas' (Artech House, USA, (2003).
- [13] Feko Quarter issue June, 2012.
- [14] Marta Cabedo-Fabres, Eva Antonino-Daviu, Aljandra Valero-Nogueira and M. A. Bataller, "The Theory of Characteristics Mode Revisited: A Contribution to the design of antennas for Modern Applications", *IEEE Antennas and Wave Propagation Magazine*, Vol. 49, 52-68, 2007.
- [15] Mhamad Hassanein Rabah, Divitha Seetharamdoo, Marion Berbineau, "Analysis and design of miniaturized extremely wide band antenna using characteristic mode theory," *Journées scientifiques*, 26/27 mars 2013.
- [16] Weixia Wu and Y. P. Zhang, "Analysis of Ultrawideband Printed Planar Quasi-Monopole Antennas Using Theory of Characteristics Mode", *IEEE Antennas and Propagation Magazine*, Vol. 52, No.6, 68-77, 2010.
- [17] Harrington R. F., Mautz J. R., "Theory of characteristic modes for conducting bodies," *IEEE Transactions on. Antennas and Propagation*. AP-19, 5, September 1971, pp. 622-628.
- [18] C. A. Balanis "Antenna Theory and Design", *second edition, John Wiley and Sons, New York, 1997.*



**Rekha P. Labade** is an assistant professor in Electronics and Telecommunication Department of Amrutvahini College Of Engineering, Sangamner (MS) India and is currently pursuing her PhD from Symbiosis international university. She has 16 years of teaching experience. Her areas of interest are Design of Microstrip antenna, Ultrawideband antenna and microwave engineering. She is a member of IEEE, MTT'S, LMISTE, and IAENG.



**Dr. S. B. Deosarkar** has received his BE Degree in Electronics in 1988 from Amravati University and his both M.Tech and Doctorate Degrees in the area of Microwave Communication in 1990 and 2004 respectively from S.G.G.S. Institute of Engineering and Technology, Nanded. He is a fellow member of IETE. He has 23 years of teaching experience at undergraduate and postgraduate level. He has been credited with about 35 research publications at the National and International level. Currently, he is guiding five Research Scholars in the area of EMI / EMC and Microstrip Antenna Design.



**Dr. Narayan Pisharoty** is working as a professor in Electronics and Telecommunication Department of Symbiosis Institute of Technology. He has 38 years of experience. His areas of interest cover RFID Application in Bio Medical Engineering, Alternate Energy Sources, and Application of microprocessors in Agriculture.