

Synthesis of Activated Carbon Using Agricultural Wastes from Biodiesel Production

A. Buasri, N. Chaiyut, V. Loryuenyong, E. Phakdeeparaphan, S. Watpathomsub, V. Kunakemakorn

Abstract—In this research, the optimum conditions for the synthesis of activated carbon from biodiesel wastes such as palm shells (PS) and *Jatropha curcas* fruit shells (JS) by chemical activation method using potassium hydroxide (KOH) as an activating agent under nitrogen atmosphere were investigated. The effects of soaking in hydrofluoric acid (HF), impregnation ratio, activation temperature and activation time on adsorption capacity of methylene blue (MB) and iodine (I_2) solution were examined. The results showed that HF-treated activated carbons exhibited higher adsorption capacities by eliminating ash residues, which might fill up the pores. In addition, the adsorption capacities of methylene blue and iodine solution were also significantly influenced by the types of raw materials, the activation temperature and the activation time. The highest adsorption capacity of methylene blue 257.07mg/g and iodine 847.58mg/g were obtained from *Jatropha curcas* wastes.

Keywords—Activated Carbon, Palm Shells (PS), *Jatropha Curcas* Fruit Shells (JS), Agricultural Wastes, Biodiesel Wastes, Optimum Conditions.

I. INTRODUCTION

ACTIVATED carbons usually prepared from organic matter that contain of highly carbon, so agricultural waste was interesting choice because of its low cost and it was a source of renewable energy [1]-[3]. For this research the activated carbon was prepare from palm shell (PS) [4] and *Jatropha curcas* fruit shell (JS) [5] because it contains low nutrient, which is not suitable for use as an agriculture fertilizer, but it is abundant in cellulose, hemicelluloses and lignin resulting in difficult to digest or degrade. Thus, a possible solving of this waste is converting it into value added activated carbon, which is one of the most widely used materials because of its exceptional adsorbent properties [6].

In general, the process for manufacturing of activated carbons involves two steps, carbonization of raw carbonaceous materials in an inert atmosphere followed by the activation of the carbonized product. The activation process can be provided by two types, either by physical activation or chemical activation. However, chemical activation is now

widely applied for the activation because of its lower activation temperature and higher product yield compared with the physical one [7].

The main objective of this work was to optimization for the synthesis of activated carbon from biodiesel wastes (PS and JS) using KOH as an activating agent under nitrogen atmosphere. The effects of soaking in hydrofluoric acid (HF), impregnation ratio, activation temperature and activation time on adsorption capacity of methylene blue (MB) and iodine (I_2) solution are systematically investigated.

II. EXPERIMENTAL METHODS

A. Materials and Preparation of Samples

Agricultural wastes (PS and JS) were supplied by Research and Development Institute at Kamphaengsaen, Thailand. The starting materials were cleaned with water and dried at room temperature for 24h. The dried samples were crushed with a blender and sieved to a size 600-1,000 μ m. PS and JS were prepared by carbonization and chemical activation. The dried sample was then subjected impregnation in KOH solution (by weight ratio) at room temperature for 30min. After that, it was dried in a tube furnace at 150°C for 2h. The resulted sample was further activated in a tube furnace at fixed activation temperature and time. After cooling, the activated carbon was washed successively several times with hot distilled water until the pH became neutral. The washed sample was dried at 90°C for 24h to obtain activated carbon of palm shells (ACPS) and *Jatropha curcas* fruit shells (ACJS). Then obtained activated carbons were sieved to a size smaller than 150 μ m as the final product.

B. Thermogravimetric Analysis (TGA)

The pyrolysis behaviors of PS and JS were determined on a thermal analyzer (Perkin-Elmer, USA). 3-10mg of sample material was heated from 50 to 800°C at a ramping rate of 10°C/min under nitrogen gas atmosphere.

C. Ash Content

Ash contents were measured by combusting 5g of raw materials in a muffle furnace at 800°C for 4h.

D. Fourier Transform Infrared Spectroscopy (FT-IR)

The physico-chemical characteristics of activated carbon produced by the optimum conditions in this experiment were determined. These surface functional groups were analyzed by using a FT-IR spectroscopy (Nicolet Impact 410). The activated carbon samples were mixed with potassium bromide

Achanai Buasri, Nattawut Chaiyut and Vorrada Loryuenyong are with the Department of Materials Science and Engineering, Faculty of Engineering and Industrial Technology, Silpakorn University, Nakhon Pathom, Thailand and the National Center of Excellence for Petroleum, Petrochemicals and Advanced Materials, Chulalongkorn University, Bangkok, Thailand (e-mail: achanai130@hotmail.com, nchaiyut@hotmail.com, vorrada@gmail.com).

Ekasit Phakdeeparaphan, Somchai Watpathomsub, and Vasin Kunakemakorn are undergraduate students in bachelor's degree program with the Department of Materials Science and Engineering, Faculty of Engineering and Industrial Technology, Silpakorn University, Nakhon Pathom, Thailand.

(KBr) and the mixture was pressed as a pellet prior to analysis. The IR spectrum was obtained at a resolution of 4 cm^{-1} over the range of $400\text{--}4,000\text{ cm}^{-1}$.

E. Optimum Conditions for Synthesis of Activated Carbon

Some parameters which had effect on the activated carbon namely soaked in the HF, impregnation ratio of KOH to charcoal (1:1-2:1 w/w), activation temperature ($700\text{--}900^\circ\text{C}$) and activation time (0-120min) were studied to determine the optimum conditions for producing this activated carbon. In this work, efficiency and quality of the activated carbon were preliminarily characterized by measuring both iodine number and methylene blue number. Iodine number can be used for estimation of the relative surface area and measurement of porosity, the pores size greater than 1.0 nm in diameter. Therefore, the iodine number was measured to evaluate the adsorptive capacity of the produced activated carbon. In case of methylene blue number, it is also one of the most widely recognized probe molecules for assessing the removal capacity of the specific carbon for moderate-size pollutant molecules ($\geq 1.5\text{ nm}$)

F. Adsorption of Iodine and Methylene Blue

The iodine number of activated carbon was obtained on the basis of the standard test method (ASTM D4607-94) by titration with sodium thiosulphate ($\text{Na}_2\text{S}_2\text{O}_3$). The concentration of iodine solution was thus calculated from total volume of $\text{Na}_2\text{S}_2\text{O}_3$ used and volume dilution factor.

By batch experiment, methylene blue solution was mixed with activated carbon and stirred at room temperature in the place without light. After the completed reaction, the solutions were filtered and the concentrations of methylene blue solution were then determined by UV-Visible Spectrophotometer from Jasco V-350 at 664 nm . The equilibrium adsorption capacities (Q_e) of the activated carbon were determined based on adsorbate mass balance using (1):

$$Q_e = (C_o - C_e)V/M \quad (1)$$

where C_o and C_e are the initial and equilibrium concentrations of the dye (mg/L), respectively. V is the volume of the aqueous solution (L) and M is the mass of activated carbon used (g).

III. RESULTS AND DISCUSSION

A. Thermal Analysis of Materials

Fig. 1 shows TGA graphs of PS. It was found that the first weight loss occurs at $50\text{--}100^\circ\text{C}$ due to the elimination of moisture in the raw material. The large weight loss occurs at the temperature of 400°C due to the decomposition of the major components of lignocellulosic biomass including hemicellulose, cellulose and lignin. Lignin is generally the first component to decompose at a low temperature and low rate and continues on until approximately 900°C . Hemicellulose is a light fraction component which also

decomposes at the low temperature region between 200 and 360°C . Cellulose is the last component to decompose at the high temperature range of $240\text{--}390^\circ\text{C}$. At the temperatures above 400°C , the final decomposition or weight loss involves the aromatization process of lignin fraction leading to very low weight loss [8]. Furthermore, it was found that the residual weight of PS soaked in HF (B) is lower than that without HF soaking (A). This might be because HF removes the ash from the raw material [9], [10].

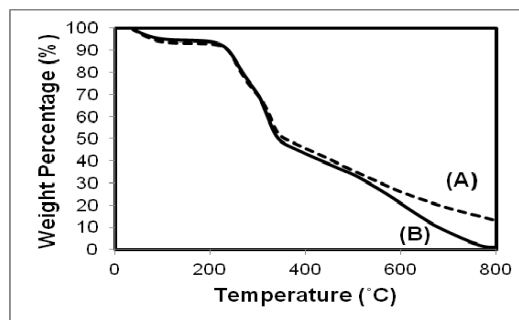


Fig. 1 Thermogram of materials (A) PS (B) PS soaked in HF

Fig. 2 shows TGA graphs of JS. The first weight loss at $50\text{--}100^\circ\text{C}$ is observed due to the release of moisture in the raw material. At higher temperatures between $180\text{--}320^\circ\text{C}$, a gradual weight loss is due to the thermal degradation of hemicellulose and cellulose. Moreover, this temperature also was an initial step for carbon structure formation. The last step of weight loss at $320\text{--}550^\circ\text{C}$ indicates the thermal degradation of lignin. At the temperatures above 550°C , no further weight loss is observed, indicating the formation of final carbon structures. Similar to PS, JS with HF soaking has lower remaining weight after heating to high temperatures.

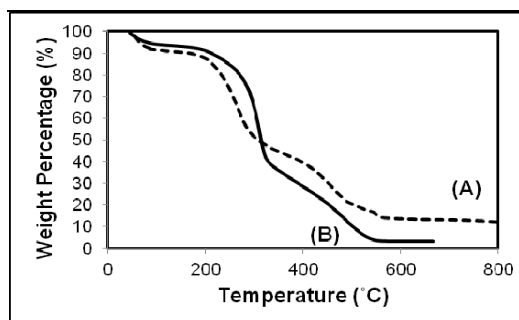


Fig. 2 Thermogram of materials (A) JS (B) JS soaked in HF

B. Ash Content of Materials

To verify the ability of HF to remove the ash, both raw materials were combusted in a furnace at 800°C for 4h. The remaining ash contents are listed in Table I. From Table I, when soaked the raw materials in HF, the amount of ash in raw material was reducing. This confirms that HF can remove the ash that might block activated carbon's pore out of the raw material.

TABLE I
ASH CONTENT IN RAW MATERIALS

Raw Materials	Ash Weight (g)		Ash Content (%)	
	Untreated	Treated	Untreated	Treated
JS	0.2506	0.2067	5.012	4.134
PS	0.2605	0.1042	5.21	2.084

C. Infrared Spectroscopy Analysis of Materials

The FTIR spectra of the raw materials and activated carbons from PS (Fig. 3) and JS (Fig. 4) showed similar peaks. The peaks at 2923 and 2855 cm^{-1} are ascribed to C-H aliphatic stretching [5], [11]. Other important absorption peaks at 1022 cm^{-1} and 1100-1120 cm^{-1} represent C-O stretching [9], [12] and aromatic skeleton of lignin [13], respectively. Strong and broad peaks at 3300-3500 cm^{-1} correspond to O-H stretching [14]. The peaks of symmetrical stretching of C=C are also observed at 1600-1700 cm^{-1} . There is another peak at 1385 cm^{-1} due to the presence of $-\text{CH}_3$ stretching. It can be concluded that activation process decreased the lignin and aliphatic chain in the raw materials structure by thermal degradation, so the intensity of peak at 2923 and 2855 cm^{-1} , 1100-1120 and 1022 cm^{-1} were decreased.

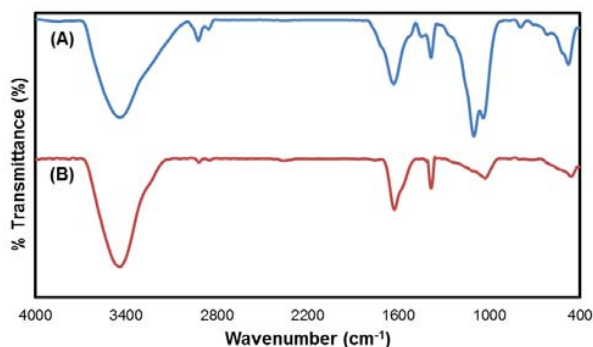


Fig. 3 IR-spectra of materials (A) PS (B) ACPS

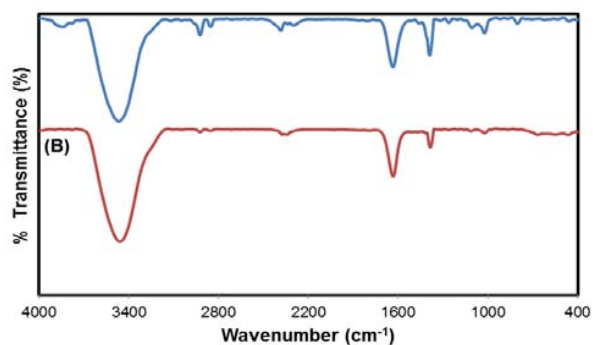


Fig. 4 IR-spectra of materials (A) JS (B) ACJS

D. Adsorption Capacity of Materials

Fig. 5 shows the effects of HF treatment on adsorption capacity of activated carbon. It was found that activated carbons soaked with HF have higher iodine and methylene blue adsorption capacities than those without HF soaking. Based on previous works, HF soaking could reduce ashes that

clog up activated carbons' porosities [1], [9].

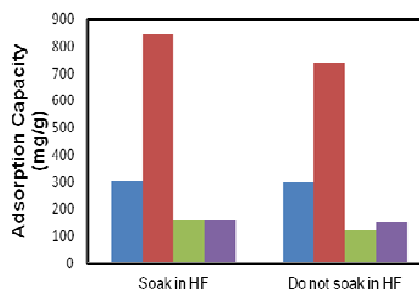


Fig. 5 Effect of soaking in HF on adsorption capacity of materials

■ = ACPS in I_2 ■ = ACJS in I_2
■ = ACPS in MB ■ = ACJS in MB

Fig. 6 shows the effects of impregnation ratio on adsorption capacity. For activated carbon from PS, both iodine number and methylene blue adsorption capacities were found to increase with increasing impregnation ratio. The higher impregnation ratio could result in an increasing possibility of reaction between activating agent and PS, and hence a larger amount of both micropores and mesopores [2]-[3], [9], [15].

For activated carbon from JS, it was found that the optimal impregnation ratio with the highest iodine number and methylene blue adsorption capacity is equal to 1 and 1.5, respectively. At higher values than 1, the iodine number starts to decrease, and this might be due to lower surface area from the coalescence of micropores into mesopores [2], [6]. Similarly, for methylene blue adsorption capacity, too large impregnation ratio could induce mesopore widening, resulting in lower surface area [3].

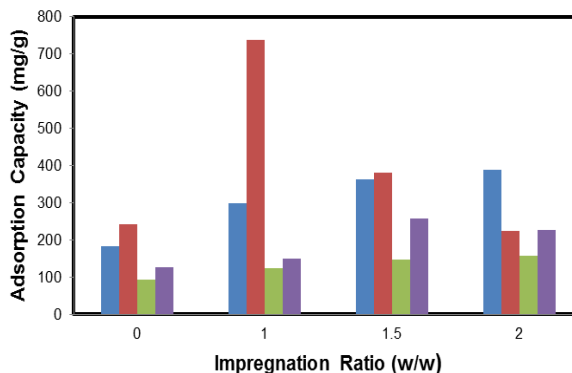


Fig. 6 Effect of impregnation ratio on adsorption capacity of materials

■ = ACPS in I_2 ■ = ACJS in I_2
■ = ACPS in MB ■ = ACJS in MB

Fig. 7 shows the effects of activation temperature on adsorption capacity. The iodine numbers of both raw materials decrease with increasing temperatures. This is due to the degradation of volatiles in the activated carbon, causing the micropores to widen into larger pores [1], [16]. In contrast, for

methylene blue adsorption capacity, some of micropores could be converted to mesopores at higher activation temperature, leading to an increase in methylene blue adsorption capacity [2], [9].

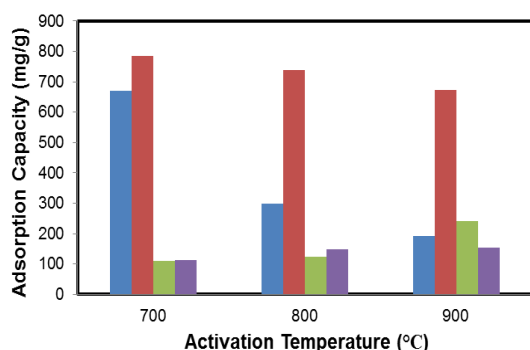


Fig. 7 Effect of activation temperature on adsorption capacity of materials

■ = ACPS in I₂ ■ = ACJS in I₂
 ■ = ACPS in MB ■ = ACJS in MB

Fig. 8 shows the effects of activation time on adsorption capacity. The results of methylene blue adsorption test reveal an increase in adsorption capacity with increasing activation time. For the test of iodine number, it was found that increasing activation time reduces adsorption capacity in activated carbon from oil palm shell due to the pore widening effects. For activated carbon from JS, it was found that activation time of 1h is the best time to maximize the iodine number. Longer reaction time could induce micropore to mesopore conversion, reducing the iodine number [16], [17].

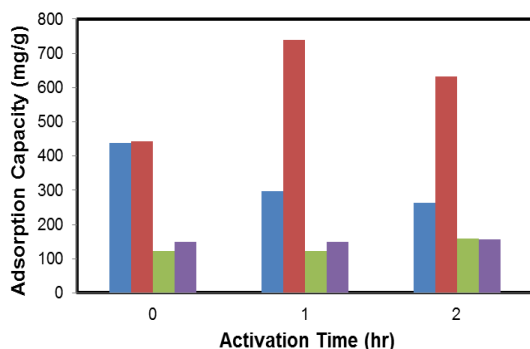


Fig. 8 Effect of activation time on adsorption capacity of materials

■ = ACPS in I₂ ■ = ACJS in I₂
 ■ = ACPS in MB ■ = ACJS in MB

IV. CONCLUSION

In summary, this research shows that biodiesel wastes could be effectively used for the preparation of activated carbons. The suitable conditions to achieve optimum iodine number for activated carbon from both PS and JS is 700°C activation temperature, 1h activation time and 1:1 impregnation ratio.

However, better adsorption capacity is obtained with HF soaking for JS and without HF soaking for PS.

ACKNOWLEDGMENT

The authors acknowledge sincerely the Department of Materials Science and Engineering (MSE), Faculty of Engineering and Industrial Technology, Silpakorn University (SU) and National Center of Excellence for Petroleum, Petrochemicals, and Advanced Materials (PPAM), Chulalongkorn University (CU) for supporting and encouraging this investigation.

REFERENCES

- [1] Y. Sudaryanto, S.B. Hartono, W. Irawaty, H. Hindarso, S. Ismadi, "High surface area activated carbon prepared from cassava peel by chemical activation," *Bioresour. Technol.*, 97 (5), pp. 734–739, 2006.
- [2] D. Kalderis, S. Bethanis, P. Paraskeva, E. Diamadopoulos, "Production of activated carbon from bagasse and rice husk by a single-stage chemical activation method at low retention times," *Bioresour. Technol.*, 99 (15), pp. 6809–6816, 2008.
- [3] J.C. Moreno-Pirajan, L. Giraldo, "Study of activated carbons by pyrolysis of cassava peel in the presence of chloride zinc," *J. Anal. Appl. Pyrolysis*, 87 (2), pp. 288–290, 2010.
- [4] D. Adinata, W.M. Wan Daud, M.K. Aroua, "Preparation and characterization of activated carbon from palm shell by chemical activation with K₂CO₃," *Bioresour. Technol.*, 98 (1), pp. 145–149, 2007.
- [5] D.A.Z. Wever, H.J. Heeres, A.A. Broekhuis, "Characterization of physic nut (*Jatropha curcas* L.) shells," *Biomass Bioenerg.*, 37, pp. 177–187, 2012.
- [6] A.W.M. Ip, J.P. Barford, G. McKay, "Production and comparison of high surface area bamboo derived active carbons," *Bioresour. Technol.*, 99 (18), pp. 8909–8916, 2008.
- [7] V. Fierro, G. Muñoz, A.H. Basta, H. El-Saied, A. Celzard, "Rice straw as precursor of activated carbons: Activation with ortho-phosphoric acid," *J. Hazard. Mater.*, 181, pp. 27–34, 2010.
- [8] P. Luangkiattikhun, C. Tangsathitkulchai, M. Tangsathitkulchai, "Non-isothermal thermogravimetric analysis of oil-palm solid wastes," *Bioresour. Technol.*, 99 (5), pp. 986–997, 2008.
- [9] W. Tongpoothorn, M. Sriuttha, P. Homchan, S. Chanthai, C. Ruangviriyachai, "Preparation of activated carbon derived from *Jatropha curcas* fruit shell by simple thermo-chemical activation and characterization of their physico-chemical properties," *Chem. Eng. Res. Des.*, 89 (3), pp. 335–340, 2011.
- [10] V. Sricharoenchaikul, D. Atong, "Thermal decomposition study on *Jatropha curcas* L. waste using TGA and fixed bed reactor," *J. Anal. Appl. Pyrolysis*, 85, pp. 155–162, 2009.
- [11] J. Guo, A.C. Lua, "Textural and chemical characterizations of adsorbent prepared from palm shell by potassium hydroxide impregnation at different stages," *J. Colloid Interf. Sci.*, 254 (2), pp. 227–233, 2002.
- [12] K.Y. Foo, B.H. Hameed, "Preparation of oil palm (*Elaeis*) empty fruit bunch activated carbon by microwave-assisted KOH activation for the adsorption of methylene blue," *Desalination*, 275 (1–3), pp. 302–305, 2011.
- [13] A.L. Ahmad, M.M. Loh, J.A. Aziz, "Preparation and characterization of activated carbon from oil palm wood and its evaluation on methylene blue adsorption," *Dyes Pigments*, 75 (2), pp. 263–272, 2007.
- [14] B.K. Hamad, A.M. Noor, A.R. Afida, M.N.M. Asri, "High removal of 4-chloroguaiacol by high surface area of oil palm shell-activated carbon activated with NaOH from aqueous solution," *Desalination*, 257 (1–3), pp. 1–7, 2010.
- [15] Y. Guo, S. Yang, K. Yu, J. Zhao, Z. Wang, H. Xu, "The preparation and mechanism studies of rice husk based porous carbon," *Mater. Chem. Phys.*, 74 (3), pp. 320–323, 2002.
- [16] Y. Li, X. Ding, Y. Guo, L. Wang, C. Rong, Y. Qu, X. Ma, Z. Wang, "A simple and highly effective process for the preparation of activated carbons with high surface area," *Mater. Chem. Phys.*, 127, pp. 495–500, 2011.

- [17] F. Lian, B. Xing, L. Zhu, "Comparative study on composition, structure, and adsorption behavior of activated carbons derived from different synthetic waste polymers," *J. Colloid Interf. Sci.*, 360 (2), pp. 725–730, 2011.

Achanai Buasri received his bachelor's degree in petrochemicals and polymeric materials from Silpakorn University, Thailand in 2002 and master's degree in chemical engineering from Chulalongkorn University, Thailand in 2004. He is presently working as Assistant Professor in Department of Materials Science and Engineering, Faculty of Engineering and Industrial Technology, Silpakorn University, Thailand and joined Institute in 2004. His main research interests are composite materials, renewable energy and wastewater treatment.

Nattawut Chaiyut received his bachelor's degree in petrochemicals and polymeric materials from Silpakorn University, Thailand in 1999 and doctor of philosophy (Ph.D.) degree in polymer science and technology from Mahidol University, Thailand in 2005. He is presently working as Lecturer in Department of Materials Science and Engineering, Faculty of Engineering and Industrial Technology, Silpakorn University, Nakhon Pathom, Thailand and joined Institute in 2004. His main research interests are biopolymers, polymer nanocomposites and polymer physics.

Vorrada Loryuenyong received her bachelor's degree in materials science and engineering from The Pennsylvania State University, USA in 2000, master's degree in materials science and engineering from University of California-Berkeley, USA in 2002 and doctor of philosophy (Ph.D.) degree in materials science and engineering from University of California-Berkeley, USA in 2006. She is presently working as Assistant Professor in Department of Materials Science and Engineering, Faculty of Engineering and Industrial Technology, Silpakorn University, Nakhon Pathom, Thailand and joined Institute in 2006. Her main research interests are sol-gel process, semiconductor materials, thin film, photocatalysts and dye-sensitized solar cell (DSSC).