

A Fast HRRP Synthesis Algorithm with Sensing Dictionary in GTD Model

R. Fan, Q. Wan, H. Chen, Y.L. Liu, and Y.P. Liu

Abstract—In the paper, a fast high-resolution range profile synthetic algorithm called orthogonal matching pursuit with sensing dictionary (OMP-SD) is proposed. It formulates the traditional HRRP synthetic to be a sparse approximation problem over redundant dictionary. As it employs a priori that the synthetic range profile (SRP) of targets are sparse, SRP can be accomplished even in presence of data lost. Besides, the computation complexity decreases from $O(MNDK)$ flops for OMP to $O(M(N+D)K)$ flops for OMP-SD by introducing sensing dictionary (SD). Simulation experiments illustrate its advantages both in additive white Gaussian noise (AWGN) and noiseless situation, respectively.

Keywords—GTD-based model, HRRP, orthogonal matching pursuit, sensing dictionary.

I. INTRODUCTION

A HRRP is the phasor sum of the time returns from different scatterers on the target located within a resolution cell. As it is very simple and easy to realize, HRRP has been used to reflect target structure features in radar signal processing [1]-[6]. In GTD model, the radar target is no longer a point but composed of multiple scatterers along with radar line of sight (LoS). A process to identify radar target in GTD model is just the same as the process to estimate GTD model parameters (containing scattering mechanisms, intensity and scatter range cells).

In realistic environment, the returns are always inevitably interfered by passive or/and active jamming. For the case, the returns are corrupted or even invalid. We have to synthesize range profile from partial measurements because some samples are invalid. However, it's worth noting that the significant physical scatterers are sparse in actual targets, which implies that strong scattering cells are also sparse for the target's SRP. This is consistent with sparse signal representation of compressed sensing (CS) theory appeared in recent years [7]-[10]. The existed sparse signal recovery algorithms such as basis pursuit (BP) [7] and orthogonal match pursuit (OMP) [11] can be used to synthesize range profile from partial measurements. (For describing convenience, the measurement matrix in measurement system (see Eq. (3)) is called dictionary. Each column in dictionary is called an atom. Meanwhile, it calls that it is K -sparse if containing K nonzero entries in a vector.) However, in the GTD model with multiple scatterers, a few scattering mechanisms should be considered. With the increase of atom number in dictionary, the computational

cost increases. Although a simplified scattering model can be used to approximate multiple scatterers model as discussed in section III, model mismatch can degrade the success recover probability, which deteriorates the cumulative distribute error (CDE) of SRP. Similar to [12]-[13], the SD is introduced to mitigate inter-atom interference (IAI) in this paper. Using SD, it can reduce computational complexity and mitigate the IAI so as to improve the recover probability of SRP. There are two main contributions in the paper. On the one hand, the SRP can be reconstructed from partial measurement data by introducing sparse property of HRRP. On the other hand, a faster reconstruct algorithm with SD (i.e., OMP-SD) than OMP algorithm is proposed.

In section II, it first presents the GTD scattered model in frequency domain and then, establishes measurement system in stepped frequency radar (SFR). After that, it briefly reviews existing algorithms to solve the model and presents approximate OMP algorithm (A-OMP) in section III. In section IV, it presents a strategy to construct SD. It mitigates model mismatch effectively. Besides, a fast algorithm (OMP-SD) to synthesize HRRP is proposed. Monte Carlo simulations illustrate the performance of the proposed algorithm both in AWGN and noiseless situation respectively in section V. Finally, some conclusions and further work are provided in Section VI.

Notation: It denotes vectors and matrices by boldface lowercase and uppercase letters, respectively. Uppercase Greek letters also represent matrix in this paper. $(\cdot)^T$ denotes the transpose operation, $(\cdot)^H$ denotes the conjugate transpose operation. Further, $\|\cdot\|_2$ refers to the l_2 norm for vectors. $\|\cdot\|_\infty$ refers to the l_∞ norm for vectors. The $vec(\cdot)$ operator vectorizes a matrix by stacking its columns. $\mathbf{R} \in \mathbb{R}^{L \times M}$ and $\mathbf{R} \in \mathbb{C}^{L \times M}$ denote a real-valued and complex-valued matrix and let $\Re\{\cdot\}$ and $\Im\{\cdot\}$ be real part and imaginary, respectively. $(\cdot)^+$ denotes the M-P generalized inverse.

II. PROBLEM FORMULATION

In this section, it briefly presents the GTD scatter model of SFR return signal. SF pulse trains are created by transmitting a train of M identical baseband pulse with different carrier frequencies. The carrier frequency of the m -th ($m = 0, 1, \dots, M-1$) pulse is $f_m = f_0 + \Delta f$, where f_0 is the initial frequency and Δf is the frequency step size. In the stretch processing [4], the range resolution is $\Delta r = c/(2M\Delta f)$, and the ambiguous range $\Delta R = c/(2\Delta f)$ (c is the speed of light). For the convenience of signal modeling and derivation, it is assumed that the target is stationary and it falls in the range gate $[L, L + L_0]$ in one CPI, where, the range from radar

R. Fan, Q. Wan and H. Chen are with the Department of Electrical Engineering, University of Electronic Science and Technology of China (UESTC), Chengdu, 611731 China e-mail: uestc_fanrong@foxmail.com, wanqun@uestc.edu.cn. Q. Wan is the corresponding author.

Y.L. Liu is with Chongqing Communication College Chongqing, China.

Y.P. Liu is with KU Leuven, Department of Electrical Engineering SCD-SISTA/IBBT Future Health Department, Leuven, Belgium.

antenna to target $L = Q\Delta R$, and $L_0 = N\Delta r$). (Q and N are nonnegative integers). Meanwhile, it assumes that the target can be present only the grid points and let us discretize the range space by Δr in L_0 .

In one aspect angle, the parametric GTD scatter model of SFR at frequency f_m can be represented as follows [14]-[16],

$$y_m = \sum_{d=1}^D \sum_{l=1}^N G_d \left(j \frac{f_m}{f_0} \right)^{\alpha_d} \cdot \exp \left\{ -j \frac{4\pi}{c} f_m r_{dl} \right\} \cdot x_{dl} + u_m \quad (1)$$

where,

$$x_{dl} = \begin{cases} 1, & \text{if scatter is present in } r_{dl} \\ 0, & \text{otherwise} \end{cases} \quad (2a)$$

$$(2b)$$

In (1), G_d , α_d are the complex amplitudes, scattering mechanism of d -th scatterer, respectively. r_{dl} denotes range space w.r.t. l -th range resolution cell in m -th pulse. D is the number of scatterers. u_m is the AWGN with mean zero and variance σ^2 .

The y_m in (1) consists of N uniformly sampled time-domain data from the baseband echo signal of m -th pulse ($N = 2L_0/(c\Delta t)$ and $\Delta t = 1/(M\Delta f)$). The model can be written into a matrix form as follows,

$$\mathbf{y} = \Phi \mathbf{x} + \mathbf{u} \quad (3)$$

where, $\mathbf{y} \in \mathbb{C}^{M \times 1}$, $\Phi \in \mathbb{C}^{M \times DN}$ and $\mathbf{x} \in \mathbb{R}^{DN \times 1}$ are measurement vector, dictionary and HRRP index of the target, respectively. $\Phi \triangleq [\Phi_1, \Phi_2, \dots, \Phi_D]$ and

$$[\Phi_d]_{m,n} = G_d [j(1+m\Delta f/f_0)]^{\alpha_d} \cdot \exp(-j2\pi f_m(r_0+n/(M\Delta f))) \quad (4)$$

$\mathbf{x} = [x_1^T \ x_2^T \ \dots \ x_D^T]^T$, $\mathbf{x}_d \in \mathbb{R}^{N \times 1}$, $\alpha_d \in \Omega$ (Ω is a set composed of scattering mechanisms), $\mathbf{u} \in \mathbb{C}^{M \times 1}$ is the AWGN vector. For convenience of the later describing, it defines $\Phi \triangleq [\Phi_1, \Phi_2, \dots, \Phi_D]$ and $\Phi_d \triangleq [\phi_{d1}, \phi_{d2}, \dots, \phi_{dN}]$. Φ_d denotes d -th block matrix of Φ . ϕ_{di} denotes the i -th atom of Φ_d . $d \in \Lambda \triangleq \{1, 2, \dots, D\}$. All atoms are normalized with l_2 -norm throughout the paper. r_0 is the radial distance from radar antenna to reference point on the target. In realistic settings, $M \ll N < DN$, hence (3) is an underdetermined system. It is to reconstruct of a high-dimension sparse vector \mathbf{x} from a small number of linear measurements \mathbf{y} and dictionary Φ .

III. THE A-OMP ALGORITHM

For the underdetermined system of linear equations in (3), l_1 -norm minimization subject to constraints can be used to solve it as follows [7],

$$(P_1) : \min_{\mathbf{x}} \|\mathbf{x}\|_1 \quad \text{subject to } \|\mathbf{y} - \Phi \mathbf{x}\|_2 \leq \varepsilon \quad (5)$$

For the problem P_1 , it can be solved by linear programming (LP). Nevertheless, general-purpose LP solvers require about $O(D^3N^3)$ flops. Rather than minimizing an objective function in (5), many of the applications of P_1 can be attacked heuristically by fitting sparse models, using greedy stepwise least squares. A widely used algorithm for sparse signal recovery is the OMP algorithm for the recovery of the support of the K -sparse signal in (3), which requires $O(DNMK)$ flops [11]. OMP constructs a sparse solution to a given problem

by iteratively building up an approximation, the vector \mathbf{y} is approximated as a linear combination of a few atoms in dictionary Φ , where the *activeset* of atoms to be used is built column by column, in a greedy fashion. At each iteration, a new atom that best correlates with the current residual is added to the *activeset*. The standard OMP algorithm can be found in [11]. For noiseless case, the exactly recovery condition (ERC) of OMP was derived by Troop [11]. T.cai et al. derived a new ERC both in the bounded noise and Gaussian noise [17].

In the paper, a few scatter mechanisms are considered. It increases the atom number in dictionary, and hence it increases computation. To decrease computation caused by multiple scatterers, it's a straight way to synthesize range profile of target that using a single scattering mechanism instead of multiple scattering mechanisms (i.e., to replace Φ with Φ_d).

Just as the description in section II, the atoms in dictionary (i.e., columns of Φ_d) are normalized so that $\|\phi_{di}\|_2 = 1$, for $i = 1, 2, \dots, N$. It denotes by $c \subseteq S \triangleq \{1, 2, \dots, N\}$ the support of \mathbf{x}_d , which is defined as the set of indices corresponding to the nonzero components of \mathbf{x}_d . For matrix Φ_d , $\Phi_d(c)$ denotes the matrix formed by picking the atoms of Φ_d corresponding to indices in set c . Following the same convention as section 2, ϕ_{di} represents the i -th atom of Φ_d . It calls ϕ_{di} a correct atom if the corresponding $\mathbf{x}_{di} \neq 0$ and call ϕ_{di} an incorrect atom otherwise. With slight abuse of notation, we use $\Phi_d(c)$ to denote both the subset of atoms of Φ_d with indices and the corresponding block matrix of Φ_d . A detailed description of approximation orthogonal matching pursuit (A-OMP) algorithm is presented as follows.

Algorithm 1 :A-OMP

Input:

- The measurement vector, \mathbf{y} ;
- The dictionary, Φ_d , $d \in \Lambda$;
- the error threshold, ε ;

Main Procedures:

- 1: Initialize the residual $\mathbf{r}_0 = \mathbf{y}$ and initialize the subscript set of selected atom c_0 is empty. Set $i = 1$.
 - 2: Find the atom ϕ_{t_i} that solves the maximization problem

$$t_i \triangleq \max_t |\phi_{dt}^H \mathbf{r}_{i-1}|, (t \in S, \phi_{dt} \text{ is the } t\text{th atom in } \Phi_d)$$
 and update $c_i = c_{i-1} \cup \{t_i\}$.
 - 3: Let $\mathbf{P}_i = \Phi_d(c_i)(\Phi_d(c_i)^H \Phi_d(c_i))^{-1} \Phi_d(c_i)^H$. Denote the projection onto the linear space spanned by the elements of $\Phi_d(c_i)$. Update $\mathbf{r}_i = (\mathbf{I} - \mathbf{P}_i)\mathbf{y}$.
 - 4: If the stopping condition is achieved (i.e., $\|\mathbf{r}_i\|_2 \leq \varepsilon$), go to 5. Otherwise, set $i = i + 1$ and return to 2.
 - 5: Pick out the range scattering cells w.r.t set c_i .
 - 6: Calculate the scattering intensity in these range cells determined in the previous step with $\mathbf{P}_i^+ \mathbf{y}$.
 - 7: Reconstruct SRP using the scattering intensity and range scattering cells.
 - 8: Return SRP.
-

Similar to OMP, the A-OMP is a stepwise forward selection algorithm and is easy to implement. A key component of A-OMP is the stopping rule which depends on the noise structure.

In the noiseless case the natural stopping rule is $\mathbf{r}_i = 0$ (\mathbf{r}_i is the residual after i -th iteration, which is defined in Algorithm 1). That is, the algorithm stops whenever $\mathbf{r}_i = 0$ is achieved. In this paper, both noiseless and the case of AWGN in which $\mathbf{u}_i \sim N(0, \sigma^2)$ are considered. The stopping rule for each case and the properties of the resulting procedure are discussed in article [11].

As a special case of multi-scattering center, for a single scattering mechanism, the A-OMP algorithm procedure is the same as OMP, but it has a significant different physical meaning. Because the dictionary Φ_d just as a sub-block of Φ in (3). Thus, it is called approximate OMP in the paper. Once the subscribe set is determined with A-OMP or OMP, the SRP can be obtained with Least-Square (LS) solution.

IV. OMP ALGORITHM VIA SENSING DICTIONARY (OMP-SD)

In (3), the sparse vector \mathbf{x} can be obtained by OMP or A-OMP directly. However, two major problems cannot be avoided in this case. For OMP, it has to search all atoms in dictionary Φ to find the best matched atom at each iteration (in the paper, the dictionary is M -by- DN dimension matrix); For A-OMP, it just needs to find the best matched atom in M -by- N dimension dictionary at each iteration, but it leads to model mismatch and increases CDE of SRP. Thus, an improved algorithm via sensing dictionary (i.e., OMP-SD) is developed to overcome drawbacks of both OMP and A-OMP. There are two advantages with OMP-SD to synthesize HRRP. On the one hand, as a result of the atoms in SD are independent on scattering mechanisms, it mitigates model mismatch. On the other hand, it reduces computation because of the searching dimensional of dictionary reduced from M -by- DN down to M -by- N .

A. Dictionary Pre-processing

For the convenience of following analysis, the dictionary Φ of in (3) are divided into D M -by- N dimensional block matrix firstly, which are denoted by $\Phi_1, \Phi_2, \dots, \Phi_D$ and each block matrix $\Phi_d, d \in \Lambda$, corresponds to a different scattering mechanism. (3) can be rewritten as,

$$\mathbf{y} = [\Phi_1 | \Phi_2 | \dots | \Phi_D] \mathbf{x} + \mathbf{u} \quad (6)$$

In (6), it considers Φ_1 (w.r.t the 1st scattering mechanism) as an example. In ideal condition, the Gram matrix $\Phi_1^H \Phi_1 = \mathbf{I}$, but it is not the case because the dictionary is over complete, so it has to make $\Phi_1^H \Phi_1 \rightarrow \mathbf{I}$, ($d \in \Lambda$ and $d \neq 1$), extremely, which needs to solve the problem $\max_{d \in \Lambda} \|\mathbf{I} - \Phi_1^H \Phi_d\|_\infty$. According to the idea, it should find an M -by- N SD \mathbf{W} (being the same dimensional as block matrix Φ_d), which is independent on scattering mechanisms. The SD can be found by solving the problem P_2 of the follows,

$$(P_2 :) \begin{cases} \min_{\mathbf{W}} b_1 + \gamma b_2 & (7a) \\ s.t. \|\mathbf{I} - \text{diag}(\mathbf{W}\Phi_d)\|_\infty \leq b_1 & (7b) \\ s.t. \|\rho\|_\infty \leq b_2 & (7c) \\ \rho = \text{vec}((\mathbf{W}^H \Phi_d)_{k,l}), k \neq l & (7d) \\ d \in \Lambda & (7e) \end{cases}$$

In (7a), γ is the regular factor. It sets 0.5 in the paper. Both b_1 and b_2 are unknown but determined variables. They reflect the IAI level between \mathbf{W} and dictionary Φ_d . As the problem P_2 is a convex problem, the sensing dictionary \mathbf{W} can be obtained offline with efficient algorithms. And it can be solved by software pockets such as cvx (<http://stanford.edu/boyd/software.html>).

B. The Proposed Algorithm

The proposed algorithm (OMP-SD) is also a greedy algorithm but different from OMP and A-OMP. For OMP-SD, at each iteration, it requires a two-step search to select an atom. First, it determines the offset index of atom in SD \mathbf{W} , which is not sensitive to scatter mechanism. And then, it further to determine the specific scatter mechanism in dictionary Φ . After the two-step procedures, an actual atom is picked out. The OMP-SD is described as follows.

Algorithm 2 :OMP-SD

Input:

The measurement vector, \mathbf{y} ;
The dictionary, $\Phi_1, \Phi_2, \dots, \Phi_D, \mathbf{W}$
the err threshold, ϵ ;

Main Procedures:

- 1: To initialize the residual $\mathbf{r}_0 = \mathbf{y}$ and initialize the subscribe set c_0 is empty. set $i = 1$.
- 2: To find the matrix Γ_{t_i} that solves the maximization problem

$$t_i \triangleq \max_t |\mathbf{w}_t^H \mathbf{r}_{i-1}|$$

where,

$$\Gamma = [\Phi_1(t_i) \quad \Phi_2(t_i) \quad \dots \quad \Phi_D(t_i)]$$

- 3: To solve the maximization problem

$$\xi = \max_d |\Gamma^H \mathbf{r}_{i-1}|, d \in \Lambda$$

- and update $c_i = c_{i-1} \cup \{\xi_i\}$. Where $\xi_i = (\xi - 1)N + t_i$.
 - 4: Let $\mathbf{P}_i = \Phi(c_i)(\Phi(c_i)^H \Phi(c_i))^{-1} \Phi(c_i)^H$ denote the projection onto the linear space spanned by the elements of $\Phi(c_i)$. Update $\mathbf{r}_i = (\mathbf{I} - \mathbf{P}_i) \mathbf{y}$.
 - 5: If the stopping condition is achieved (i.e., $\|\mathbf{r}_i\|_2 \leq \epsilon$), go to 6. Otherwise, set $i = i + 1$ and go back to 2.
 - 6: Pick out the range scattering cells w.r.t set c_i .
 - 7: Calculate the scattering intensity in these range cells determined in the previous step with $\mathbf{P}_i^+ \mathbf{y}$.
 - 8: Reconstruct SRP using the scattering intensity and range scattering cells.
 - 9: Return SRP.
-

As far as computational complexity is concerned, it requires DN times correlation operators to select an atom in OMP whileas it just requires $N + D$ times for the proposed algorithm. So it requires about $O(M(N + D)K)$ flops. It is approximate to the simplified model in which requires N times. Similarly to in section 3 discussed, once the subscribe set is determined with the proposed algorithm, the SRP can be recovered with LS solution, too.

TABLE I: Geometry parameters for example scattering geometries [14]

Value of α_d	Scatter mechanisms
-1	corner diffraction
-0.5	edge diffraction
0	point diffraction; straight edge specular
0.5	singly curved surface reflection
1	late plate at broadside; dihedral

TABLE II: Time consuming simulation results

SRP Algorithm	time(s)
OMP	1044
A-OMP	109
OMP-SD	121

V. SIMULATION AND EXPERIMENTAL RESULTS

In this section, 10000 trails Monte Carlo simulation has been done to illustrate the previous discussions. Assume the SFR operates at the following condition. Five scattering mechanisms are considered (i.e., $\alpha_d \in \Omega \triangleq \{-1, -0.5, 0, 0.5, 1\}$). An example scattering geometrics and the corresponding scattering parameters are shown in Tab. II.

In (4), it assumes that target is stationary in one CPI, and the distance from radar antenna to target L is regarded as constant. In simulation, the radial distance from radar antenna to reference point on the target (i.e., r_0) is unvaried and it can be eliminated. For simplicity, we set $r_0 = 0$ and hence, the m -th row and n -th column element in (4) is rewritten as

$$[\Phi_p]_{m,n} = G_p [j(1 + m\Delta f/f_0)]^{\alpha_p} \cdot \exp(-j2\pi f_m n / (M\Delta f)) \quad (8)$$

The range of the measured frequency band is from L band to S band (i.e., from 1GHz to 4GHz), where the start frequency is $f_0 = 1\text{GHz}$ and frequency step size $\Delta f = 10\text{MHz}$. The number of pulses $M = 300$. And it assumes that the target is 5m length. Five scatterers are located on 0.3m, 0.85m, 2.0m, 3.25m and 4m to target front-end, respectively. All scatterers have same intensity. What's more, it assumes that the stationary scatterer centers are present on the grid points. In each measurement, only 30 returned pulses are measured in one CPI (i.e., 300 pulses). The measurement vector \mathbf{y} is contaminated by AWGN with $SNR = 20\text{dB}$, 15dB , 10dB , 5dB and noiseless situation, respectively. In order to explain the essence of model mismatch, mutual incoherence property (MIP) is introduced which is defined as the same as in article [10],

$$\mu(\Phi) \triangleq \max_{\substack{1 \leq i, j \leq n \\ i \neq j}} \frac{|\phi_i^H \phi_j|}{\|\phi_i^H\|_2 \cdot \|\phi_j\|_2} \quad (9)$$

Noting that each atom in dictionary is normalized, hence Eq. (9) can be rewritten as another form,

$$\mu(\Phi) \triangleq \max_{\substack{1 \leq i, j \leq n \\ i \neq j}} |\phi_i^H \phi_j| \quad (10)$$

We calculate the IAI of original dictionary and SD with Eq. (10), respectively. In the original dictionary, the IAI minimum is 0.0762 and the maximum of inner-atom cross-correlation (i.e., MIP) is 0.3872. However, both of them are 0.2248 (i.e.,

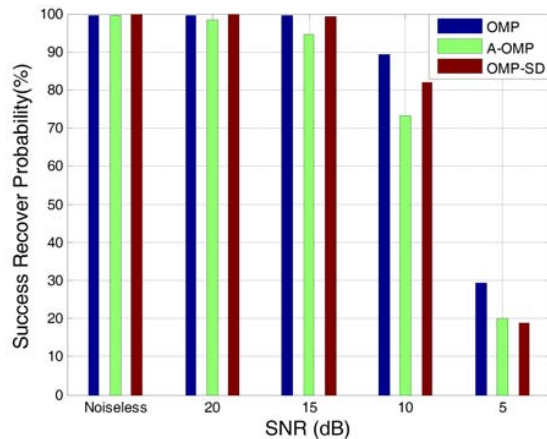
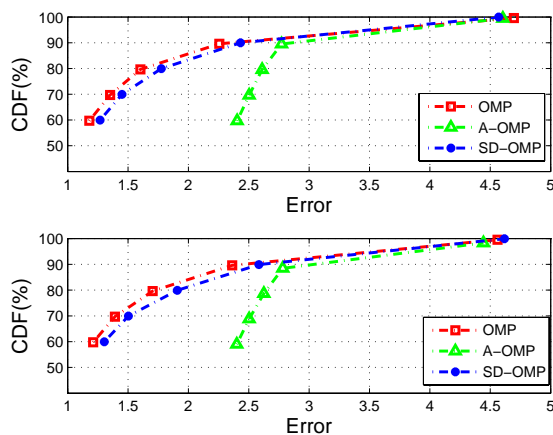


Fig. 1: Success recover probability w.r.t SNR

Fig. 2: Cumulative distribute error (upper plot, noiseless), (bottom plot, $SNR = 20\text{dB}$)

$b_1 = b_2 = 0.2248$ in (7a) for the sensing dictionary. It mitigates the IAI.

Besides, simulation results about the three algorithms (i.e., OMP, A-OMP, OMP-SD) are shown in Fig. 1 ~ Fig. 3. According to the simulation results, we can present three remarks in the following.

Remark 1: Fig. 1 shows that the success recovery probability is a monotonic decreasing relative to SNR for the three algorithms (i.e., OMP, A-OMP and OMP-SD). It is easy to understand that the OMP has the best recovery performance because it is match model and the A-OMP has worst recovery performance because of its model mismatch. However, the proposed method (OMP-SD) has an approximate performance compared to OMP and approximate computational complexity to A-OMP and it is confirmed in Tab. II. It should be noted that there is an exception for small SNR ($< 10\text{dB}$). When SNR is 5dB in Fig. 1, all of the three algorithms have a lower success recovery probability (less than 30 percent). Hence,

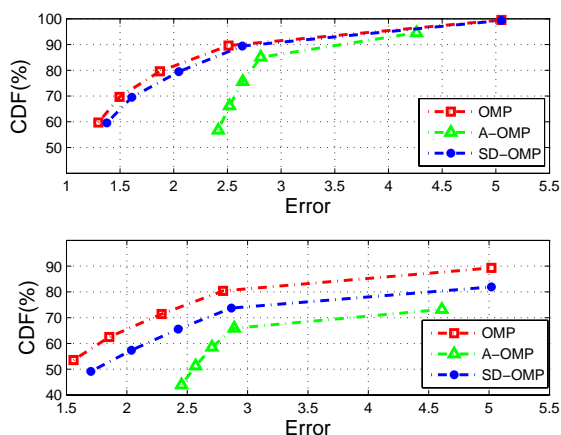


Fig. 3: Cumulative distribute error (upper plot, $SNR = 15\text{dB}$), (bottom plot, $SNR = 10\text{dB}$)

objectively speaking, it is a drawback for these algorithm. But in moderately high SNR settings (i.e., greater than 15dB), the proposed algorithm has outstanding performance.

Remark 2: For the noiseless and three different SNR settings, Fig. 2 ~ Fig. 3 show the cumulative distribute errors (i.e., CDE). It is widely used to evaluate recover performance in CS community such as [10]. From Fig. 2 ~ Fig. 3 we can see the match model is best, while the mismatch model is worst although it requires least computation amount. However, OMP-SD shows that it has an approximate values of CDE compared to OMP. However, it has to point out that all of the three algorithms are not suitable for low SNR ($< 10\text{dB}$) settings.

Remark 3: The computational time results given in the Tab. II for the same computer platform. The computer used for experiments uses an Intel(R) Core(TM) i3 CPU M 330 4chip at 2.13 GHz, has random access memory of 4GB, and uses Windows 7 and Matlab R2012a (7.14.0.739) 64-bit(win64). There are sums of 10000 Monte Carlo trails time consuming results for OMP, A-OMP and OMP-SD, respectively. It confirms that OMP has the most computational cost but it is approximately computational cost between A-OMP and OMP-SD. Both of them have much lower computation cost compared with OMP.

VI. CONCLUSION AND FUTURE WORK

In this paper, a fast algorithm to synthesize range profile is proposed. For the SFR system in GTD model, the HRRP synthesis can be converted to solve a sparse approximation problem over redundant dictionaries. Different from A-OMP, the model mismatch is mitigated with SD. Better than OMP, the computational complexity is reduced. Finally, simulation results show the proposed algorithm is valid for both noiseless and noisy settings. In the future work, we plan to verify the performance of the proposed algorithm on real data.

ACKNOWLEDGMENT

This research is supported by the National Natural Science Foundation of China (61172140), 985 key

projects for excellent teaching team supporting (postgraduate) (A1098522-02). Y.L. Liu is supported by Program for New Century Excellent Talents in University (NCET-11-0873), and Key Project of Chongqing Natural Science Foundation (CSTC2011BA2016). Y.P. Liu is supported by FWO PhD/postdoc grant: G.0108.11(Compressed Sensing).

REFERENCES

- [1] A. Zyweck and R. E. Bogner, "High-resolution radar imagery of the Mirage III aircraft," *IEEE Trans. Antennas Propag.*, vol. 42, no. 9, pp. 1356-1360, Sep. 1994.
- [2] H.Y. Chen, Y.X., Liu, X. Li, and G.R. Guo, "Mathematics of Synthesizing Range Profile," *IEEE Trans. Signal Processing*, vol. 55, no. 5, pp. 1950-1955, May 2007.
- [3] L. Du, H.W. Liu, and Z. Bao, "Radar HRRP Statistical Recognition: Parametric Model and Model Selection," *IEEE Trans. Signal Processing*, vol. 56, no. 5, pp. 1931-1944, May 2008.
- [4] Y.M. Liu, H.D. Meng, G. Li, and X.Q. Wang, "Velocity Estimation and Range Shift Compensation for High Range Resolution Profiling in Stepped-Frequency Radar," *IEEE Geosci. Remote Sens. Lett.*, vol. 7, no. 4, pp. 791-795, Oct. 2010.
- [5] Y.C. Li, L. Zhang, B.C. Liu, Y. H. Quan, M.D. Xing, and Z. Bao, "Stepped-frequency inverse synthetic aperture radar imaging based on adjacent pulse correlation integration and coherent processing," *IET Signal Processing*, vol.5, no.7, pp. 632-642, 2011.
- [6] P. Mian, L. Du, P.H. Wang, H.W. Liu, and Z. Bao, "Noise-Robust Modification Method for Gaussian-Based Models With Application to Radar HRRP Recognition," *IEEE Geosci. Remote Sens. Lett.*, vol. 10, no. 3, pp. 558-562, May. 2013.
- [7] S.S. Chen, D.L. Donoho, and M.A. Saunders, "Atomic decomposition by basis pursuit," *SIAM J. Appl. Math.*, vol. 43, no. 1, pp. 129-159, 2001.
- [8] E.J. Candes, J. Romberg, and T. Tao, "Robust uncertainty principles: exact signal reconstruction from highly incomplete frequency information," *IEEE Trans. Inform. Theory*, vol. 52, no. 2, pp. 489-509, Feb. 2006.
- [9] E.J. Candes and T. Tao, "Decoding by linear programming," *IEEE Trans. Inform. Theory*, vol. 51, no. 12, pp. 4203-4215, Dec. 2005.
- [10] D.L. Donoho and X. Huo, "Uncertainty principles and ideal atomic decomposition," *IEEE Trans. Inform. Theory*, vol. 47, no. 7, pp. 2845-2862, Nov. 2001.
- [11] J.A. Troop, "Greed is good: algorithmic results for sparse approximation," *IEEE Trans. Inform. Theory*, vol. 50, no. 10, pp. 2231-2242, Oct. 2004.
- [12] K. Schnass and P. Vandergheynst, "Dictionary preconditioning for greedy algorithms," *IEEE Trans. Signal Processing*, vol. 56, no. 5, pp. 1994-2002, May 2008.
- [13] R.M. Yang, Q. Wan, and W.L. Yang, "Greedy approach to sparse multipath channel estimation using sensing dictionary," *Int. J. of Adaptive Control and Signal Processing*, vol. 25, no. 6, pp. 544-553, Jun. 2011.
- [14] L.C. Potter, D.M. Chiang, R. Carriere, and M.J. Gerry, "A GTD-based parametric model for radar scattering," *IEEE Trans. Antennas Propag.*, vol. 43, no. 10, pp. 1058-1067, Oct. 1995.
- [15] D.X. Jin, S.M. Cui, and D.G. Fang, "An efficient representation for radar scattering with the use of the genetic algorithm," *Microw OPT Techn. Lett.*, vol 15, no. 1, pp. 36-39, May 1997.
- [16] Z.L. Yang, D.G. Fang, W.X. Sheng, T.J. Liu, and J. Zhuang, "Frequency extrapolation by genetic algorithm based on GTD model for radar cross section," in *Proc. 5th Int. Symposium on Antennas, Propagation and EM Theory Peking (China)*, 2000, pp. 569-572.
- [17] T.T. Cai, L. Wang, "Orthogonal Matching Pursuit for Sparse Signal Recovery With Noise," *IEEE Trans. Inform. Theory*, vol. 57, no. 7, pp. 4680-4688, Jul. 2011.