

Thermodynamic Study of Hot Potassium Carbonate Solution Using Aspen Plus

O. Eisa, and M. Shuhaimi

Abstract—This paper presents a study on the thermodynamics and transport properties of hot potassium carbonate aqueous system (HPC) using electrolyte non-random two liquid, (ELECNRTL) model. The operation conditions are varied to determine the system liquid phase stability range at the standard and critical conditions. A case study involving 30 wt% K_2CO_3 , H_2O standard system at pressure of 1 bar and temperature range from 280.15 to 366.15 K has been studied. The estimated solubility index, viscosity, water activity, and density which obtained from the simulation showed a good agreement with the experimental work. Furthermore, the saturation temperature of the solution has been estimated.

Keywords—Viscosity, Saturation index, Activity coefficient, Density.

I. INTRODUCTION

THE hot potassium carbonate process developed by Benson and Field (1970) [1] has since become an important technology used for CO_2 removal from natural gas streams using the chemical absorption method. The chemical solvent normally contains (20-40) wt% potassium carbonate, (1-3) wt% DEA activator and (0.4-0.7) wt% V_2O_5 corrosion inhibitor. The normal operation conditions of CO_2 absorption process is; pressure range (1- 2 atm) and temperature range (70-140) $^{\circ}C$ based on the unit design [1].

Benfield solvent has a number of advantages which are support the system process compared with amine system and the other methods. These advantages can be conclude as; the absorption can occur at high temperature making the regeneration process more efficient and economical and potassium carbonate solvent is a low cost, low toxic and less prone degradation effects that are commonly found with MEA at high temperatures, presence of oxygen and the other gases [2]. Benfield solvent also has a large capacity for CO_2 [3], and it is more manageable by many of separation and/or cost effectiveness in the presence SO_2 [4].

The disadvantages of HPC solvent can be presented as; the carbon steel corrosion problem which is a cause by potassium carbonate solution [5], and the precipitation of the solvent in

form of fouling and crystals accumulations in Benfield reboilers system and pipeline. In a typical Benfield process, the two reboilers have been found prove too blockage due to formation of solid crystals. Laboratory analysis of the solutions taken from the two reboilers reported the content of 30-60 wt% potassium carbonate on dry basis.

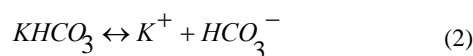
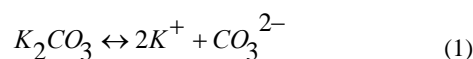
The work was aimed to study the thermodynamic properties of 30 wt% potassium carbonate solution and determine the precipitation conditions.

The thermodynamic study of HPC solution describes the electrolyte system for explaining the effects of operation conditions on the electrolyte thermodynamics, chemical, and physical properties such as; heat capacity, activity coefficient, saturation index, viscosity and solution density and the other thermodynamics [6]. This leads to investigate the electrolyte phase equilibrium at vary operation conditions of pressure, temperature and solvent concentration. Aspen Plus simulator (Version 12.4) is used for modeling electrolyte systems. This related to the electrolyte data, reaction chemistry and the accurate electrolyte models which are build in Aspen database [7]. The calculations of thermodynamics and physical properties of K_2CO_3 aqueous electrolyte in the vapor-liquid phase equilibrium based on two models; Redlich-Kown model for vapor-liquid equilibrium between water and carbon dioxide, and Electrolyte Nonrandom Tow-Liquid (ELECNRTL) for modeling activity coefficient [7, 8, 9]. This work focuses on the investigation of thermodynamic behavior of HPC system at different operation conditions by changing the effective parameters such as temperature, pressure and solutes concentration. Fig. 1 shows the electrolyte system simulation algorithm using Aspen Plus electrolyte template.

II. REACTION CHEMISTRY

The chemical composition of Benfield solution is described as ionic species generated from the reaction of solid hydration as well as water dissociation, and detailed equations of the stoichiometry and the equilibrium reaction for the absorption of CO_2 in aqueous carbonate solution are given below [9]:

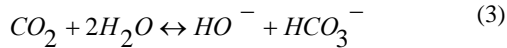
Dissociation reactions:



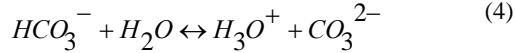
Omer Eisa Babiker Abdelgadir, MS.c student in Chemical Engineering Department, Universiti Teknologi PETRONAS, Bandar Seri Iskandar, 31750 Tronoh, Perak Darul Rizuan, Malaysia (phone: +60175767826; e-mail: omar22eisa@yahoo.com).

Shuhaimi B Mahadzir, Head of Chemical Engineering Department, is with Universiti Teknologi PETRONAS, Bandar Seri Iskandar, 31750 Tronoh, Perak Darul Rizuan, Malaysia (phone: +6053687622; fax: +6053656176; e-mail: shuhaimi@petronas.com.my).

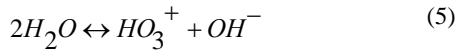
Hydrolysis of dissolved CO₂ to (H₃O⁺) and bicarbonate ions (HCO₃⁻):



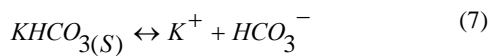
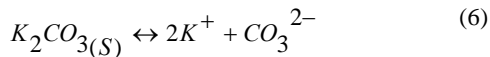
The dissociation of (HCO₃⁻) to (H₃O⁺) and (CO₃²⁻):



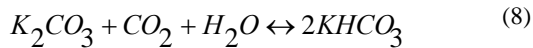
The ionization of water to hydronium (H₃O⁺) and hydroxide (OH⁻) ions:



Salt dissociation reaction of carbonate and bicarbonate:



The chemical absorption equilibrium reaction[1]:



III. ELECTROLYTE NON-RANDOM TWO LIQUID MODEL DESCRIPTION

The electrolyte NRTL model is more applicable compared with the other models such as Pitzer model, this because the NRTL model include the general temperature dependence of ion interaction parameters and also the model is conveniently embedded in Aspen Plus software with built-in parameter estimation facility. Farther more, the NRTL model able to estimate the properties of medium and high concentration aqueous solutions [10]. The thermodynamic calculation of electrolyte system using NRTL model mainly depends on the ionic force between the individual ionic species. The force changes with the number and the type of the species as well as with the distance between species. Electrolyte NRTL databank contains the non-randomness factors (GMELCN), the energy parameters of (GMELCC, GMELCD and GMELCE) for several molecule-electrolyte and electrolyte-electrolyte pairs, see Table I. The details of the methodology and the equations and the calculations are discussed below[7]:

A. Temperature Dependency of the Dielectric Constant of Solvent is Defined by [7]:

$$\varepsilon_B(T) = A_B + B_B \left(\frac{1}{T} - \frac{1}{C_B} \right) \quad (9)$$

B. The Temperature Dependency Relations of Electrolyte NRTL Parameters are [7]:

Molecule-molecule binary parameters:

$$\tau_{BB'} = A_{BB'} + \frac{B_{BB'}}{T} + F_{BB'} \ln(T) + G_{BB'} T \quad (10)$$

Electrolyte-molecule pair parameters:

$$\tau_{ca,B} = C_{ca,B} + \frac{D_{ca,B}}{T} + E_{ca,B'} \left[\frac{(T^{ref} - T)}{T} + \ln \left(\frac{T}{T^{ref}} \right) \right] \quad (11)$$

$$\tau_{B,ca} = C_{B,ca} + \frac{D_{B,ca}}{T} + E_{B,ca} \left[\frac{(T^{ref} - T)}{T} + \ln \left(\frac{T}{T^{ref}} \right) \right] \quad (12)$$

Electrolyte-electrolyte pair parameters:

$$\tau_{c'a,c''a} = C_{c'a,c''a} + \frac{D_{c'a,c''a}}{T} + E_{c'a,c''a} \left[\frac{(T^{ref} - T)}{T} + \ln \left(\frac{T}{T^{ref}} \right) \right] \quad (13)$$

$$\tau_{ca',ca''} = C_{ca',ca''} + \frac{D_{ca',ca''}}{T} + E_{ca',ca''} \left[\frac{(T^{ref} - T)}{T} + \ln \left(\frac{T}{T^{ref}} \right) \right] \quad (14)$$

C. Activity Coefficient Model Electrolyte System

The electrolyte nonrandom two liquid is a versatile model for activity coefficient. Using binary and pair parameters, the model can represented aqueous electrolyte system as well as mixed solvent and also can; calculate the activity coefficient and mean activity coefficient (γ^\pm) for ionic species and molecular species in aqueous electrolyte system [11].

$$\gamma^\pm = (\gamma_+^x \gamma_-^y)^{\frac{1}{(x+y)}} \quad (15)$$

The activity coefficient equation for molecular component is given by [7]:

$$\ln \gamma_B^{lc} = \frac{\sum_j X_j G_{jB} \tau_{jB}}{\sum_k X_k G_{kB}} + \frac{\sum_{B'} \left(\frac{X_{B'} G_{BB'}}{\sum_k X_k G_{kB'}} \right) \left(\tau_{BB'} - \frac{\sum_k X_k G_{kB'} \tau_{kB'}}{\sum_k X_k G_{kB'}} \right)}{\sum_c \frac{X_c}{a'} \frac{X_a}{a''} \frac{X_c G_{Bc,a'c}}{\sum_k X_k G_{kc,a'c}} \left(\tau_{Bc,a'c} - \frac{\sum_k X_k G_{kc,a'c} \tau_{kc,a'c}}{\sum_k X_k G_{kc,a'c}} \right)} + \frac{\sum_{c'} \frac{X_{c'}}{c''} \frac{X_a}{c''} \frac{X_a G_{Ba,c'a}}{\sum_k X_k G_{ka,c'a}} \left(\tau_{Bc,c'a} - \frac{\sum_k X_k G_{ka,c'a} \tau_{ka,c'a}}{\sum_k X_k G_{ka,c'a}} \right)}{\sum_k X_k G_{ka,c'a}} \quad (16)$$

The activity coefficient equation for cations is given by[7] :

$$\frac{1}{z_c} \ln \gamma_c^{lc} = \sum \frac{X_{a'}}{a' \sum X_{a'}} \frac{\sum_k X_k G_{kc, a'c} \tau_{kc, a'c}}{\sum_k X_k G_{kc, a'c}} + \left(\frac{X_B G_{cB}}{\sum_k X_k G_{kB}} \right) \left(\tau_{cB} \frac{\sum_k X_k G_{kB} \tau_{kB}}{\sum_k X_k G_{kB}} \right) + \sum \frac{X_{c'}}{a' c' \sum X_{c'}} \frac{X_c G_{ca, a'c}}{\sum_k X_k G_{ka, c'a}} \left(\tau_{ca, c'a} \frac{\sum_k X_k G_{ka, c'a} \tau_{ka, c'a}}{\sum_k X_k G_{ka, c'a}} \right) \quad (17)$$

The activity coefficient equation for anions is given by [7]:

$$\frac{1}{z_a} \ln \gamma_a^{lc} = \sum \frac{X_{c'}}{c' \sum X_{c'}} \frac{\sum_k X_k G_{ka, c'a} \tau_{ka, c'a}}{\sum_k X_k G_{ka, c'a}} + \left(\frac{X_B G_{cB}}{\sum_k X_k G_{kB}} \right) \left(\tau_{cB} \frac{\sum_k X_k G_{kB} \tau_{kB}}{\sum_k X_k G_{kB}} \right) + \sum \frac{X_{c'}}{a' c' \sum X_{c'}} \frac{X_c G_{ca, a'c}}{\sum_k X_k G_{ka, c'a}} \left(\tau_{ca, c'a} \frac{\sum_k X_k G_{ka, c'a} \tau_{ka, c'a}}{\sum_k X_k G_{ka, c'a}} \right) \quad (18)$$

D. Saturation Index (SI) Model

The solubility index SI is a useful property for analysis of crystallization. In electrolyte solutions, if SI of the salt is greater than 1, then the salt exists as a solid. If $SI < 1$, then the salt has not reached the saturation point and will be in the liquid phase. The solubility index defined by; activity product of the salt divided by its solubility product [6] and [12];

$$SI = \frac{\sum_{i=1}^{NC} a_i^{v_{ij}}}{K_j} \quad (19)$$

$$SI = \frac{a_k^k a_A^\infty a_w^n}{K_{kk} K_{Aa} H_2O} \quad (20)$$

$$K = e^{\left(\frac{-\Delta G^0}{RT} \right)} = e^{\left(\sum \ln a_i^{v_i} \right)} \quad (21)$$

IV. RESULTS AND DISCUSSION

The thermodynamic study of 30 wt% carbonate solution focused on the estimation of the solution viscosity, saturation index, density, and water activity at a fixed concentration, and pressure (1 bar) for temperature range between (280.15-370.15 K) based on the boiling point and freezing temperatures that was presented in Kohl [1]. The literature data of the solution viscosity determined the freezing temperature at 283.15 K and the boiling temperature at 366.48 K. As shown in Figure (2), the simulation viscosity values recorded the largest deviation at temperature 362.15 K with error percent of -1.1 % from the experimental data, this related to the evaporation of electrolyte solvent which caused by the

boiling temperature. Fig. 3 shows the saturation index values at the similar conditions. The freezing temperature has been estimated at 287.15 K with temperature error of +1.4 % from the experimental data. Fig. 4 shows the estimated values of solution density and Table II presents the specific gravity error percentage compared with the experimental values which collected from the Kohl [1]. Fig. 5 shows the effect of temperature on the water activity coefficient for 30 wt% carbonate solution. The error percentage has been found at the range of (-9.991% to -0.7042%) between temperatures of (30 to 100) °C respectively, these calculations presents in Table III. Table IV presents the results of thermodynamic properties at the estimated boiling and freezing temperatures.

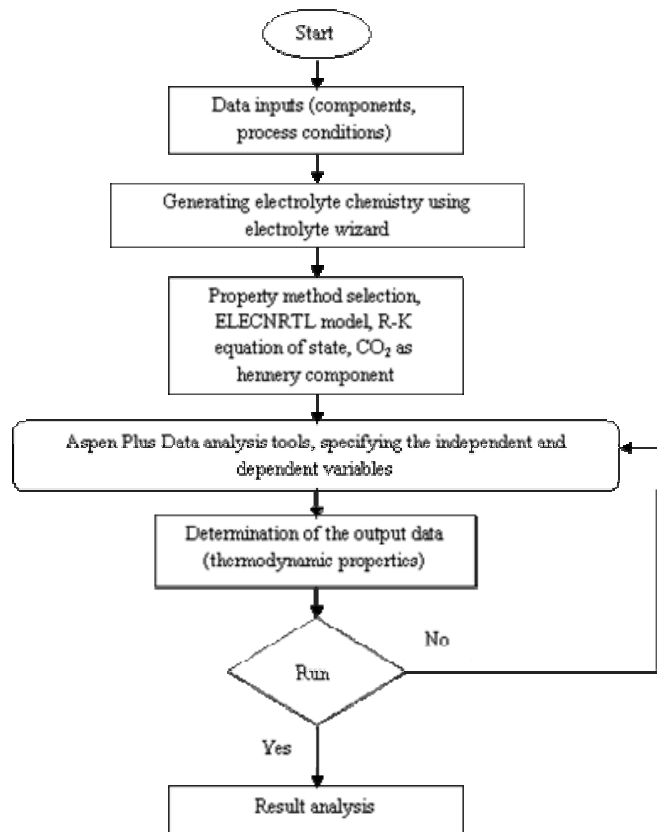


Fig. 1 Electrolyte system Simulation algorithm

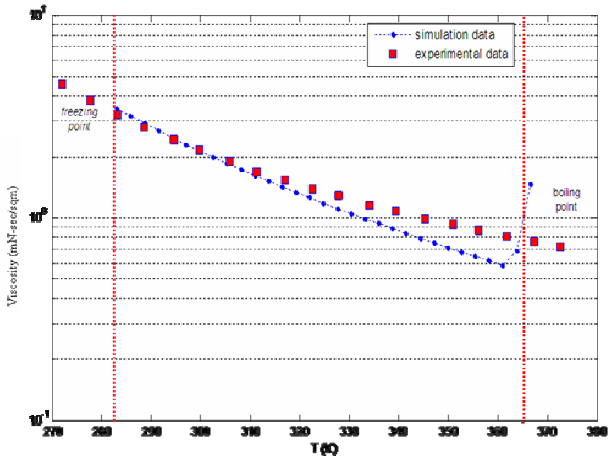


Fig. 2 Viscosity of 30% K_2CO_3 solution compared with experimental data, Kohl [1]

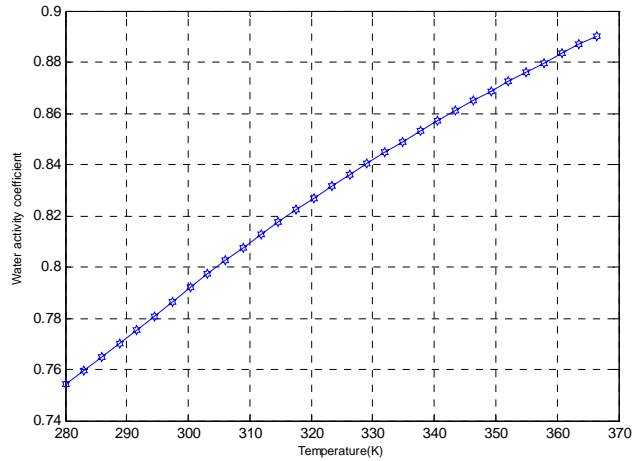


Fig. 5 Water activity coefficient of 30 wt% K_2CO_3 standard solution

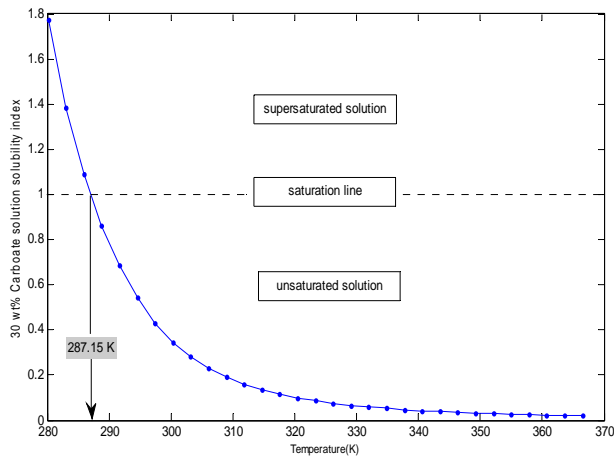


Fig. 3 Saturation index of 30 wt% K_2CO_3 standard solution

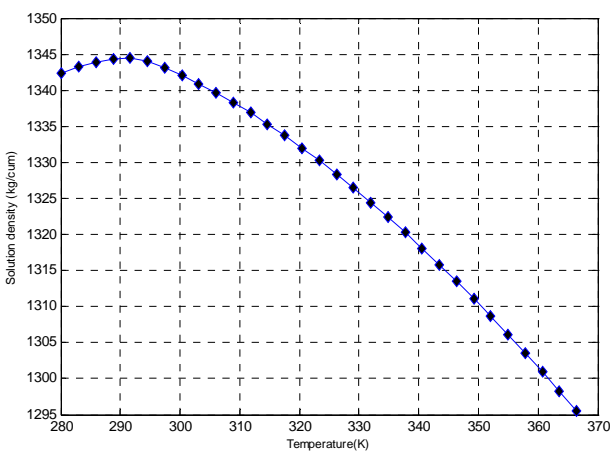


Fig. 4 Water activity of 30 wt% K_2CO_3 standard solution

TABLE I
THE ELECTROLYTE PAIR PARAMETER VALUES (ASPEN PLUS)

Ionic species				Energy parameters		
Molecule <i>i</i> or electrolyte <i>i</i>	Molecule <i>j</i> or electrolyte <i>j</i>	<i>C</i>	<i>D</i>	<i>E</i>		
H ₂ O	H ₃ O ⁺ HCO ₃ ⁻	8.045	0	0		
H ₃ O ⁺	H ₂ O	-4.072	0	0		
H ₂ O	H ₃ O ⁺ CO ₃ ⁻	8.045	0	0		
H ₃ O ⁺	H ₂ O	-4.072	0	0		
H ₂ O	H ₃ O ⁺ OH ⁻	8.045	0	0		
H ₃ O ⁺	H ₂ O	-4.072	0	0		
H ₂ O	K ⁺ HCO ₃ ⁻	8.75	0	0		
K ⁺	HCO ₃ ⁻	-4.489	0	0		
H ₂ O	K ⁺ CO ₃ ⁻	0.783373	0	0		
K ⁺	CO ₃ ⁻	0.602788	-1173.12	-1173.12		
H ₂ O	K ⁺ OH ⁻	7.840673	773.3601	773.3601		
K ⁺	OH ⁻	-4.2587	-305.651	-305.651		

TABLE II
SPECIFIC GRAVITY ERROR PERCENTAGE

<i>T</i> ^o C	<i>SG, Kohl (1997)</i>	<i>SG, Aspen results</i>	<i>Error%</i>
70	1.30059	1.315777	1.17%
75	1.29472	1.311058	1.26%
80	1.29003	1.308609	1.44%
85	1.28416	1.300913	1.32%
90	1.27947	1.298235	1.49%
95	1.27361	1.295504	1.77%
100	1.269	1.290733	1.71%
105	1.26422	1.283649	1.58%

TABLE III
WATER ACTIVITY COEFFICIENT ERROR PERCENTAGE

$T^{\circ}C$	Walker [13]	Aspen results	Error %
30	0.8855	0.797029	-9.991
40	0.8864	0.814698	-8.0891
50	0.8885	0.831038	-6.4673
60	0.891	0.846212	-5.0267
70	0.8948	0.860367	-3.8481
80	0.9001	0.873632	-2.9406
90	0.9037	0.88612	-1.9453
100	0.9043	0.897932	-0.7042

TABLE IV
THERMODYNAMIC PROPERTIES VALUES AT FREEZING AND BOILING
TEMPERATURES

Property	T_F 287.15 (K)	T_B 362.15 (K)
Water activity coefficient	0.76449	0.887
Enthalpy(KJ/Kg)	-13585	-13417.52
Cp (J/Kg-K)	1873.37	2349.53
Density (Kg/cum)	1343.896	1298.913
Solubility index	1	0.02216
Solution pH	12.938	11.569

NOMENCLATURE

Symbol	Quantity
T_{ref}	Reference temperature, 298.15 [K]
T	Current temperature
γ_{\pm}	Mean activity coefficient
x	Number of anions
y	Number of cations
$\tau_{Ba,ca}$	$\tau_{aB} - \tau_{ca,B} + \tau_{B,ca}$
$\tau_{Bc,ac}$	$\tau_{cB} - \tau_{ca,B} + \tau_{B,ca}$
X_j	$x_j C_j$ ($C_j=Z_j$ for ions C_j = unity of molecule)
B	Solvent molecule
c	Cation
a	Anion
z_c	charge number of cation
z_a	charge number of anion
τ	binary energy interaction parameter
NC	number of the chemical species
$a(i,k,A,w)$	activity
A	Debye Huckel parameter
n	mole number
w	water
K	solubility product
k	stoichiometric coefficient for cation
α	degree of dissociation
ΔG^0	Gibbs energy at standard conditions

V. CONCLUSION

The thermodynamic study of 30 wt% potassium carbonate was carried out to obtain the thermodynamic values of viscosity, saturation index, density and water activity. These properties are estimated at temperatures range between (280.15- 366.15) K and pressure of 1 bar. As compared with the experimental value, the estimated saturation index determined at temperature of 287.15K was found to be acceptable with error percentage of +1.4%. The deviation for the estimated specific gravity values gave an error percentage between 1.26% and 1.77%, and that of the water activity coefficient gave (-9.99%) at temperature 30°C and (-0.71%) at temperature of 100°C.

ACKNOWLEDGMENT

The authors gratefully acknowledge the assistance provided by Universiti Teknologi PETRONAS (UTP) for successful accomplishment this work.

REFERENCES

- [1] L. Kohl, B. Nielson, "Gas Purification Handbook". 5 ed. 1997, Auston Texas Gulf Publishing Company.
- [2] S. Kathryn, U.G. Ash Khana, Michael Simionia, Kohei Endoa, Xinglei and S.K. Zhaob, Abdul Qadera, Barry Hoopera, Geoff Stevensa, "Recent developments in solvent absorption technologies at the CO₂". CRC in Australia. Energy Procedia, 2009. 1(1): p. 1549-1555.
- [3] M.R. Rahimpour, A.Z.K., "Enhanced Carbon Dioxide Removal by Promoted Hot Potassium Carbonate in Split-Flow Absorber". Chemical Engineering and Processing, 2004. 43: p. 857-865.
- [4] W. David, A.Khana, S. David, J. Sebastian, K. Sandra, and G. Stevensa, "The effect of SO₂ on CO₂ absorption in an aqueous potassium carbonate solvent". Energy Procedia, 2009. 1(1): p. 125-131.
- [5] G.R Maxwell, "Synthetic Nitrogen Products: A Practical Guide to the Products and Processes". 2004, New York: Kluwer Academic/Plenum Publishers.
- [6] K. Thomsen, "Electrolyte Solutions: Thermodynamics, Crystallization, Separation methods". 2008, Technical University of Denmark.
- [7] AspenTech, "Physical Properties Data Reference Manual". Aspen Plus Chemical Process Simulation. 1989-1997, California, USA: Elan Computer Group, Inc.
- [8] C. Chen, "Computer Simulation of Chemical Process with Electrolytes". Department of Chemical Engineering. 1980, Massachusetts Institute of Technology: Cambridge.
- [9] M. Hilliard, "Thermodynamics of Aqueous Piperazine/Potassium Carbonate/Carbon Dioxide Characterized by the Electrolyte NRTL Model within Aspen Plus®". 2004, University of Texas: Austin.
- [10] A. Haghtalab, V.G.P., Xuatang Zhu, "The electrolyte NRTL model and speciation approach as applied to multicomponent aqueous solutions of H₂SO₄, Fe₂(SO₄)₃, MgSO₄ and Al₂(SO₄)₃ at 230-270°C". Fluid Phase Equilibria, 2004. 220(2): p. 199-209.
- [11] J. Barthel, H.K. Werner Kunz, "Physical Chemistry of Electrolyte Solutions. Topics in physical chemistry". Vol. 5. 1998, New York: Springer.
- [12] M. Georgios. R.G. Kontogeorgis, "Computer Aided Property Estimation for Process and Product Design: Computers Aided Chemical Engineering". 1st ed. Vol. 19. 2004: Elsevier
- [13] R.D. Walker, "A Study of Gas Solubilities and Transport Properties in Fuel Cell Electrolytes". 1970, Engineering and Industrial Experiment station: Gainesville, Florida

Omer Eisa was born on June 10/ 1977 in Halfa Algadeedah, Kassala State, Sudan. He was earned the BS.c degree from Gezira University, in chemical engineering and technology on May 18/2005. Currently, he is studying Master program in chemical engineering, Universiti Teknologi PETRONAS, Bandar Seri Iskandar, Malaysia. His interested research area includes: Gas Processing, CO₂ capture System, Modeling and Simulation.