

System Performance Comparison of Turbo and Trellis Coded Optical CDMA Systems

M. Kulkarni, R. K. Sinha, and D. R. Bhaskar

Abstract—In this paper, we have compared the performance of a Turbo and Trellis coded optical code division multiple access (OCDMA) system. The comparison of the two codes has been accomplished by employing optical orthogonal codes (OOCs). The Bit Error Rate (BER) performances have been compared by varying the code weights of address codes employed by the system. We have considered the effects of optical multiple access interference (OMAI), thermal noise and avalanche photodiode (APD) detector noise. Analysis has been carried out for the system with and without double optical hard limiter (DHL). From the simulation results it is observed that a better and distinct comparison can be drawn between the performance of Trellis and Turbo coded systems, at lower code weights of optical orthogonal codes for a fixed number of users. The BER performance of the Turbo coded system is found to be better than the Trellis coded system for all code weights that have been considered for the simulation. Nevertheless, the Trellis coded OCDMA system is found to be better than the uncoded OCDMA system. Trellis coded OCDMA can be used in systems where decoding time has to be kept low, bandwidth is limited and high reliability is not a crucial factor as in local area networks. Also the system hardware is less complex in comparison to the Turbo coded system. Trellis coded OCDMA system can be used without significant modification of the existing chipsets. Turbo-coded OCDMA can however be employed in systems where high reliability is needed and bandwidth is not a limiting factor.

Keywords—avalanche photodiode, optical code division multiple access, optical multiple access interference, Trellis coded modulation, Turbo code

I. INTRODUCTION

RECENTLY, all optical CDMA techniques have received a growing interest. Optical CDMA (OCDMA) allows multiple users to access the network asynchronously and simultaneously. From the practical view point the OCDMA network is gaining popularity, since it requires minimal optical signal processing and is virtually delay free. In OCDMA systems, the BER performance is degraded by the OMAI, which comes from all the other active users. This in turn ultimately limits the number of active users in a given

Manuscript received on July 2, 2005.

M. Kulkarni is with the Electronics and Communication Engineering Department, Delhi College of Engineering, University of Delhi, Bawana Road, Delhi-110 042, INDIA (phone: 91-011-55873626; fax: 91-011-27871421; e-mail: mkuldce@gmail.com).

R. K. Sinha is with Physics Department, Delhi College of Engineering, University of Delhi, Bawana Road, Delhi-110 042, INDIA (e-mail: dr_rksinha@yahoo.com).

D. R. Bhaskar is with the Electronics and Communication Engineering Department, Faculty of Engineering and Technology, Jamia Millia Islamia University, New Delhi-110 025, INDIA (e-mail: drbset@yahoo.com).

OCDMA network. In principle, the weight (w) of an OCDMA address code can be increased to reduce the BER for a fixed number of active users in an OCDMA system using an optical orthogonal code (OOC)[1][2][3]. But use of larger code weights results in higher power losses in an OCDMA system. Moreover, using a larger weight causes higher system cost, because more optical delay lines are employed in the OCDMA system and optical $1 \times w$ splitter/ $w \times 1$ combiner of a higher weight are required.

To reduce the effect of OMAI, thermal noise and APD detector noise error-correction codes can be used in OCDMA systems. This will permit a choice of lower weight for OCDMA address codes thus reducing the complexity and power loss of the OCDMA encoder/decoder. As will be explained later, an error correction code is used before OCDMA encoding is done at each transmitter and after OCDMA decoding is performed at each receiver. A well-known result from information theory is that randomly chosen code of sufficiently large block length ' n ' (or the constraint length in case of convolutional codes) is capable of approaching channel capacity. Berrou introduced a new class of error correcting codes called "Turbo codes" which offer a substantial coding gain [4]. They are parallel-concatenated convolutional codes (PCCC) whose encoder is formed by two (or more) constituent systematic convolutional encoders joined through a pseudo-random interleaver. Due to the use of pseudo-random interleaver, turbo codes appear random to the channel, yet possess enough structure so that decoding can be physically realized. The decoding is not maximum likelihood (ML) decoding, but tries to approach ML decoding in an iterative way. For the turbo decoding, MAP (maximum a posteriori) is known to be an optimal choice. There are many sub optimal algorithms such as SOVA (soft output Viterbi algorithm) and Max-log-MAP, which are less complex than the MAP algorithm. In Trellis coded modulation, coding and modulation are combined together [5]. Redundancy is introduced by using more signal points in the constellation than is required for the modulation format of interest with the same data rate [6]. Convolutional coding is used to introduce a certain dependency between successive signal points. Soft-decision decoding is performed at the receiver, in which the permissible sequence of signals is modeled as a trellis structure.

II. SYSTEM MODEL

Multiple accessing is achieved by having multiple sources, each with its own code sequence (called address code), and superimposing their transmissions over a common channel. At

the receiver end of the OCDMA system, the optical pulse sequence is compared to a stored replica of itself (correlation process). The correlated value is then compared with a threshold level for data recovery. In an incoherent OCDMA network using optical processing, the data messages at the active transmitters using an on-off key are first encoded with their desired OCDMA address code words and are then distributed to each receiver.

In the Turbo/Trellis-coded OCDMA system, information from each user is first encoded into a turbo/ trellis code by a turbo/ trellis encoder, which is further, encoded with the desired OCDMA address code at respective transmitters and then distributed to each receiver. At the receiver side, an OCDMA decoder first decodes the data and then data is fed to a turbo/ trellis decoder to retrieve the original information sent by the user. Each transmitter is assigned a unique codeword from an OCDMA address code. It is assumed that all the optical sources at transmitters are incoherent so that optical power signals of multiple users occurring at the same time would incoherently add in intensity at an OCDMA decoder.

In OCDMA systems, each data bit from a source is transformed into the desired destination codeword by using an OCDMA encoder. No light is actually transmitted when each data bit '0' is issued by the data source. The BER performance of OCDMA systems is degraded mainly due to OMAI, Further identical data rates and signal formats are assumed for all the users and the same effective average power is assumed at the input of each receiver so that one user should not overwhelm the others [4]. In OCDMA systems, each data bit '1' from a which comes from all other active users. At the receiver, the effects of thermal noise and APD noise have been considered. The binary bit '0' might be mistaken for a binary '1' if OMAI signals are strong enough to cause a false detection (called 0-error) at the receiver. But a false detection of the binary bit '1' is not possible. This is because, with incoherent optical processing, light powers always add up [2-3]. OOCs are used as address codes in the simulation. An OOC is a family of (0,1) sequences with good auto and cross correlation properties i.e., the auto-correlation of each sequence exhibits the "thumbtack" shape and the cross-correlation between any two sequences remains low throughout.

The accumulated output of APD detector during each chip interval has been approximated as a Gaussian random variable [8]. The received optical signal intensity over a chip interval T_c is modeled as a Poisson point process. The average number of photons absorbed is $\lambda_s T_c$, where λ_s is the arrival rate of incident photons due to chip '1' transmission in the signature sequence, which can be represented as:

$$\lambda_s = \eta P_w / hf \quad (1)$$

where

P_w received optical power at optical correlator.

η is the APD quantum efficiency.

h is the Planck's constant.

f is the optical carrier frequency

The mean (μ) and variance (σ^2) of the conditional probability density function of the accumulated output of APD over the last chip interval can be expressed as:

$$\mu = GT_c[\epsilon\lambda_s + I_b/e] + T_c I_s/e \quad (2)$$

$$\sigma^2 = G^2 F_e T_c[\epsilon\lambda_s + I_b/e] + T_c I_s/e + \sigma_{Th}^2 \quad (3)$$

where

G is the average APD gain.

I_s is the APD surface leakage current

e is the electron charge.

F_e is the excess noise factor given by

$$F_e = K_{eff}G + (2 - 1/G)(1 - K_{eff}) \quad (4)$$

Where K_{eff} is the APD effective ionization ratio, σ_{Th}^2 is the variance of the thermal noise and is given by:

$$\sigma_{Th}^2 = 2K_B T_r T_c / (e^2 R_L) \quad (5)$$

where

T_r is the receiver noise temperature.

K_B is the Boltzmann's constant.

R_L is the receiver load resistance.

III. SIMULATION DETAILS

In this paper, we have analyzed, simulated and compared the performance of uncoded OCDMA system (without error control coding), Turbo-coded OCDMA system and Trellis-coded OCDMA system. The conclusions derived are entirely based on the results of the simulations carried out for 10 active users. It is assumed that errors introduced are due to OMAI, thermal noise and APD noise. Simulation of OCDMA systems required the construction of OOCs. In addition, Turbo coded OCDMA systems required the construction of turbo encoding and turbo decoding functions whereas the Trellis coded modulation systems required trellis transmitter and receiver structures.

The simulation was carried out under the following assumptions:

1. The communication between the transmitters and receivers is pair wise.
2. Transmitter-receiver pair # 5 is the pair actually sending data and receiving data.
3. All other users send data bits that are randomly generated. Thus, the OMAI effect of all other users on transmitter-receiver pair # 5 is considered.
4. The effects of thermal noise and APD noise are considered.
5. The various transmitter-receiver pairs send data synchronously with respect to each other.

The data being sent by users other than user # 5 is assumed to be truly random. Therefore, with all specifications being the same, if the simulation is repeated, the bit error rate is bound to be different. Hence, to arrive at a generalized value of bit error rate for an OCDMA system with a particular set of specification, numbers of simulations were carried out and average results taken into consideration.

The generator matrix of recursive systematic encoder (RSC) employed by the turbo encoder used in the simulation is $G_R(D) = \begin{bmatrix} 1 & 1+D+D^2 \\ & 1+D^2 \end{bmatrix}$ or (1, 7/5, 7/5) in octal,

where feed forward generator $g_2(D) = 1+D+D^2$, feedback generator $g_1(D) = 1+D^2$. Fig. 1 gives the block diagram of the turbo encoder used in the simulation. The turbo decoder used in the simulation employs Max-logarithmic-MAP algorithm.

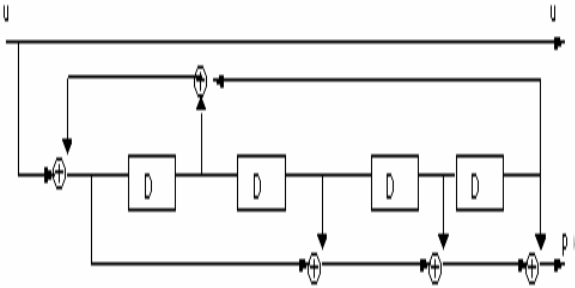


Fig. 1 Turbo Encoder

The architecture for the transmitter for trellis-coded scheme is given in Fig. 2[6]. The data frame has two slots to represent the state of the input data. If the information bit is same as the preceding digit, then it is encoded into the first slot. Once input data transits from 1 to 0 (or 0 to 1), then it is encoded into the second slot. Hereafter, the precoded data frame is sent to the optical sequence encoder in the upper arm or lower arm for spreading into signature sequence.

If the input data bit is 1, then data frame is transmitted through the upper arm. On the other hand if input data bit is 0, then data frame is transmitted through the lower arm. Thus there are four possible data symbols, and we denote them as α , β , γ and δ respectively. The precoded data symbols are illustrated in Fig. 2.

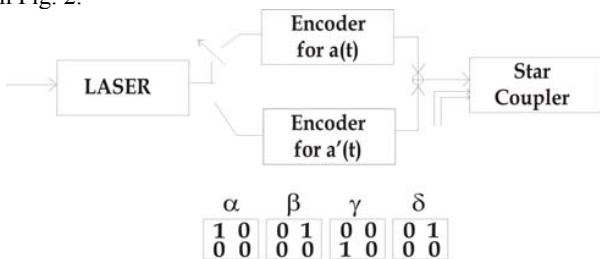


Fig. 2 Transmitter Architecture and Pre-Coded Data Symbol

If the input data bit is 1, then α is transmitted if previous bit was also 1, otherwise β is transmitted. If the input data bit is 0 then γ is transmitted if previous bit was also 0, otherwise δ is transmitted. Fig.3 shows the resulting state transition diagram.

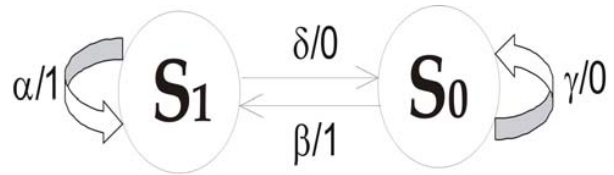


Fig. 3 State Transition Diagram

Each user is assigned, two mutually orthogonal signature sequences generated from time-shifted versions of OOCs. The correctness of the simulations was tested thoroughly by checking user data and user code words for each bit transmitted. For example: if all other users except user # 5 send only the data bit '0'. There will be zero OMAI and number of erroneous bits received should be zero and hence, BER would be zero. Receiver using double optical hard limiters and maximum likelihood sequence detector (MLSD) is shown in Fig 4.

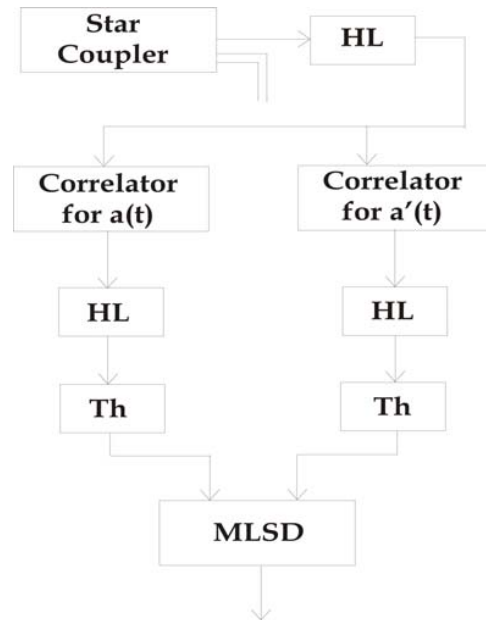


Fig. 4 Receiver using DHL and MLSD

IV. SIMULATION RESULTS

BER for various values of threshold for uncoded OCDMA, Turbo coded OCDMA and Trellis coded OCDMA systems are plotted. Figure 5 and 6 compare the BER performance of the uncoded OCDMA system with and without the use of double hard limiter. The system, which includes the double hard limiter, has an improved BER performance than a system without it as expected.

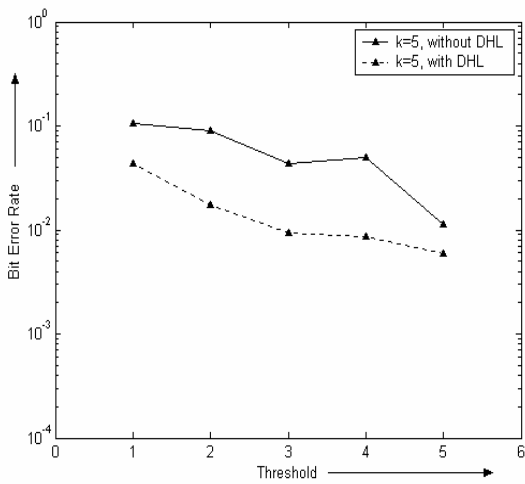


Fig. 5 Bit Error Rate versus threshold for OCDMA systems based on (100,5,1,1) OOC for fixed weight with and without DHL

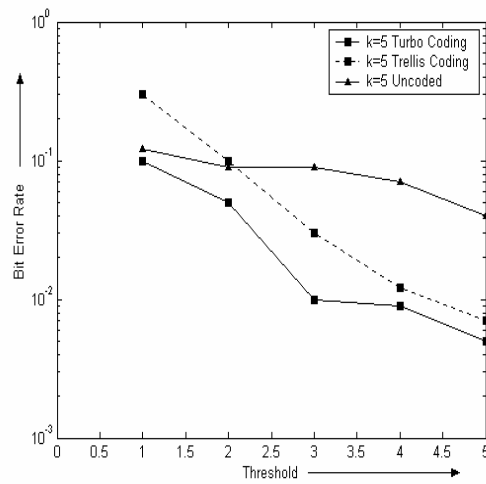


Fig. 7 Bit Error Rate versus threshold for OCDMA systems based on (100,5,1,1) OOC for fixed weight with Turbo Coding and with Trellis Coding

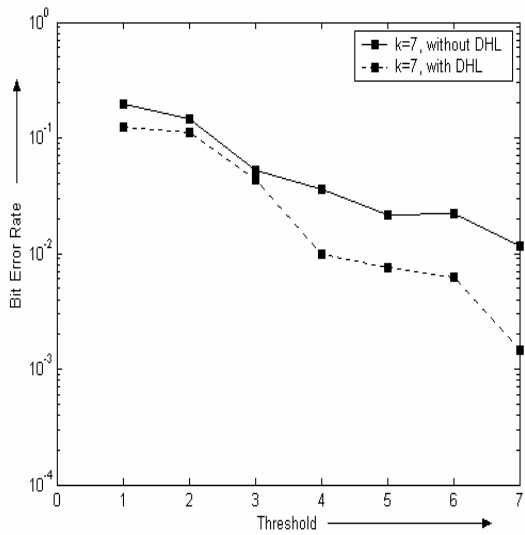


Fig. 6 Bit Error Rate versus threshold for OCDMA systems based on (100,7,1,1) OOC for fixed weight with and without DHL

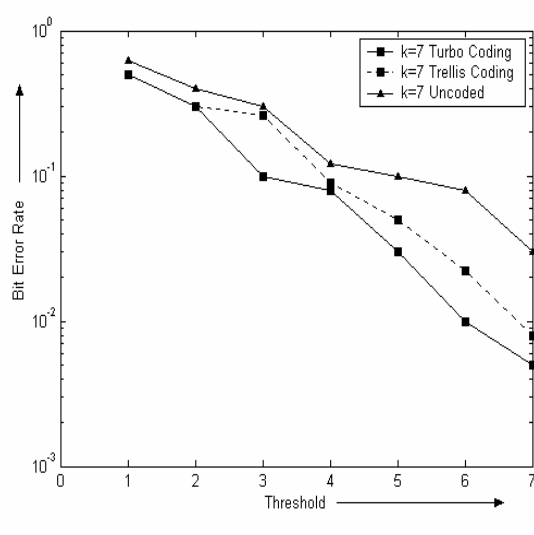


Fig. 8 Bit Error Rate versus threshold for OCDMA systems based on (100, 7, 1, 1) OOC for fixed weight with Turbo Coding and with Trellis Coding

Figures 7 and 8, show the bit error rate performance versus threshold for OCDMA system employing optical orthogonal codes without coding, with Turbo coding and with Trellis coding.

From these simulations, we can infer that for a fixed weight, all the three systems have minimum BER performance when the threshold at the receiver is equal to the weight of the codes. A fixed weight Trellis coded or Turbo coded system is better than the uncoded system. Both Trellis and Turbo codes reduce the error floor.

The improvement in BER performance can be interpreted as gain due to coding. The decoders of both Turbo and Trellis

codes account for the effect of OMAI, thermal and APD noise. The performance of Turbo coded system is found to be better than Trellis coded system. It is also observed that the system with higher code weight can yield better performance.

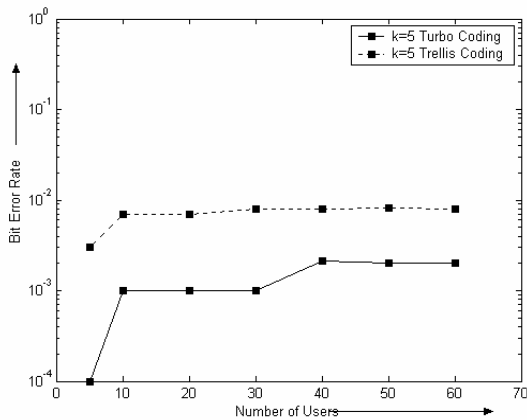


Fig. 9 Bit Error Rate performance versus Number of users for OCDMA systems based on (100, 5, 1, 1) OOC for fixed weight with Turbo Coding and with Trellis Coding

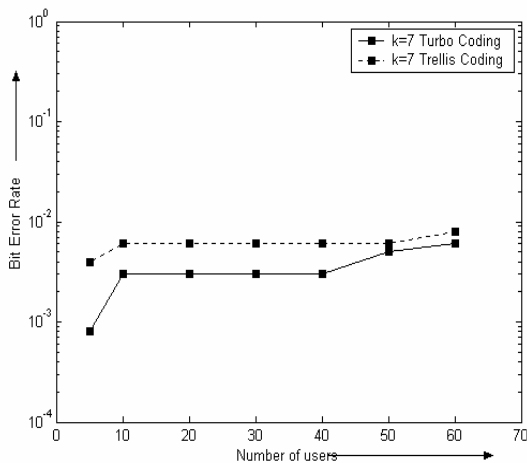


Fig. 10 Bit Error Rate performance versus Number of users for OCDMA systems based on (100,7,1,1) OOC for fixed weight with Turbo Coding and with Trellis Coding

From Fig. 9, we can observe the bit error rate performance of the system for a variable number of users, when we employ codes with a constraint length of 100 and weight of 5. Multiple access interference is the major deterioration source for the system performance. It can be seen that an increased number of users will cause a penalty on the system performance, in either coding schemes. It can be observed that for lesser number of users the BER performance is better. From Fig. 10, we can observe the bit error rate performance of the system for a variable number of users, when we employ codes with a constraint length of 100 and weight of 7.

Although the increase in code weight provides somewhat of an increased performance the change is not very significant.

V. CONCLUSIONS

The performance analysis of Turbo-coded OCDMA system and Trellis-coded OCDMA system was accomplished and a comparison between the two systems was made. The simulation results show that the BER performance of Turbo-coded systems is better than that of the Trellis-coded systems. Nevertheless the Trellis-coded system is better than the uncoded OCDMA system. The BER for both the coded systems is observed to increase as the threshold decreases below its ideal value, which is the weight of the OOC. As the number of users increase, the performance of both Trellis-coded and Turbo-coded systems appears to degrade. We can thus propose that the Trellis-coded system can find applications in systems where bandwidth is a crucial factor, decoding time has to be kept low and high reliability is not a constraint. Also the hardware complexity of a Trellis-coded OCDMA system is comparatively less as compared to a Turbo-coded OCDMA system. It can be used without much modification of the existing chipsets. It is ideal for LAN applications. Turbo-coded systems should be used where reliability is very important. However, bandwidth used in Turbo-coded systems is more than that used for a Trellis-coded system.

ACKNOWLEDGMENT

The authors express sincere thanks to Dr. Asok De, Professor, Department of Electronics and Communication Engineering, Delhi College of Engineering, Delhi for useful discussions and suggestions throughout the course of this work.

REFERENCES

- [1] F. R. K. Chung, J. A. Salehi and V. K. Wei, "Optical Orthogonal codes: Design, Analysis and Applications", *IEEE Trans Inform. Theory*, vol. IT-35, pp. 595-604, May 1989.
- [2] J. A. Salehi, "Code division multiple access techniques in optical fiber networks – Part 1: Fundamental Principles", *IEEE Trans. Commun.*, vol. COM-37, pp. 824-833, Aug 1989.
- [3] J. A. Salehi and C. A. Brackett, "Code division multiple access techniques in optical fiber networks – Part 2: System Performance analysis", *IEEE Trans. Commun.*, vol. COM-37, pp. 834-842, Aug 1989.
- [4] C. Berrou and A. Glavieux, "Near optimum error correcting coding and decoding: Turbo Codes", *IEEE Trans Commun.*, vol. COM-44, pp. 1261-1271, Oct 1996.
- [5] J. G. Zhang, "Performance Improvement of fiber optic code division multiple access systems by using error correction codes", *IEE proceedings*, online no 19971454, 1997.
- [6] Maw-Yang Liu and Hen – Wai Tsao, "Trellis Coded asynchronous optical CDMA systems" *IEEE Journal of Light wave Tech.*, vol. 19, no2 Feb 2001
- [7] T. Ohtsuki, "Performance analysis of direct detection optical asynchronous CDMA systems with double optical hard limiters", *IEEE Journal of Light wave Tech.*, vol. 15, pp. 452-457, Mar 1997
- [8] H. M. Kwon, "Optical orthogonal code-division multiple access system – Part 1: APD noise and thermal noise," *IEEE Trans. Commun.*, vol. 42, pp. 2470-2479, July 1994.
- [9] C. E. Shannon, "A mathematical theory of communication," *Bell Sys. Tech. J.*, vol. 27, pp. 379-423 and 623-656, 1948.
- [10] C. Berrou, A. Glavieux, and P. Thitimajshima, "Near Shannon limit error-correcting coding and decoding: turbo-codes", *Proc. IEEE ICC'93*, pp. 1064-1070, Geneva, Switzerland, May 1993.

- [11] D. Divsalar and F. Pollara, "Turbo codes for deep space communications," *TDA Progress Report 42-120*, pp. 29-39, Feb. 1995.
- [12] S. Benedetto and G. Montorsi, "Unveiling turbo codes: some results on parallel concatenated schemes," *IEEE Trans. Inform. Theory*, vol. 42, no. 2, pp. 409-428, Mar. 1996.
- [13] S. Benedetto, G. Montorsi, D. Divsalar, and F. Pollara, "Soft-output decoding algorithms in iterative decoding of turbo codes," *TDA Progress Report 42-124*, pp. 63-83, Feb. 1996.
- [14] S. Benedetto, D. Divsalar, G. Montorsi, and F. Pollara, "A soft-input soft-output maximum a posteriori (map) module to decode parallel and serial concatenated codes," *TDA Progress Report 42-127*, pp. 1-20, Nov. 1996.
- [15] S. Benedetto, D. Divsalar, G. Montorsi, and F. Pollara, "Serial concatenation of interleaved codes: performance analysis, design, and iterative decoding," *IEEE Tran Inform. Theory*, vol. 44, no. 3, pp. 909-926, May 1998.
- [16] B. Vucetic and J. Yuan, *Turbo Codes*, Kluwer Academic Publishers, 2000.
- [17] J. Proakis, *Digital Communications*, 4th ed., McGraw-Hill, New York, 2001.
- [18] S. Haykins, *Communication Systems*, 4th ed., John Wiley & Sons, 2003.



M.Kulkarni received his B.E.(Electronics Engineering) degree from University Visvesvaraya College of Engineering, Bangalore University, Bangalore, M.Tech (Satellite Communication and Remote Sensing) from Indian Institute of Technology, Kharagpur (IIT KGP) and currently pursuing his PhD in the area of Optical Communication networks from JMI Central University, New Delhi.

Mr. M.Kulkarni held the positions of Scientist in Instrumentation Division of **Central Power Research Institute**, Bangalore (1981-1982), Aeronautical Engineer in Avionics group of Design and Development team of Advanced Light Helicopter(ALH) at Helicopter Design Bureau of **Hindustan Aeronautics Limited(HAL)**, Bangalore (1984-1988), Lecturer(Electronics Engineering) at the Electrical Engineering Department of **University Visvesvaraya College of Engineering (UVCE)**, Bangalore (1988-1994). He joined the Electronics and Communication Engineering (ECE) Department of the **Delhi College of Engineering (DCE)**, Delhi in 1994 as an Assistant Professor. Since then, he has served DCE and Govt. of Delhi in various capacities. Mr.Kulkarni's teaching and research interests are in the areas of Digital Communications (Error Correcting Codes, Turbo codes), Optical Communication and Networks, Optical CDMA and Computer Communication Networks. He has authored/co-authored several research papers in the above areas, which have been published in national and international journals of repute. He has also authored three very popular books in Microwave & Radar Engineering, Communication Systems and Digital Communications.



R K Sinha received M.Sc (Physics) degree from the Indian Institute of Technology (IIT) Kharagpur in 1984 and the PhD (Fiber optics and Optical Communication) degree from IIT, Delhi, in 1989-90. During October 1989 to March 1991 he worked as a Postdoctoral Fellow (Semiconductor Quantum Well Optoelectronic Devices) at Osaka University for

Foreign Studies, Osaka, and in the Electronics Engineering Department, Kobe University, Japan availing Japanese Govt. Fellowship. Later, he joined the Electrical Communication Engineering Department of Indian Institute of Science (IISc), Bangalore, as a Research Associate and pursued teaching and research in the area of Photonic Devices, Circuits and System during April 1991 to December 1991. In January 1992, he was appointed as a Lecturer in **Birla Institute of Technology and Science (BITS)**, Pilani where he initiated teaching and research in the area of Fiber optics and Optoelectronics. During October 1994 to November 1998 he worked as an Assistant Professor in Physics at Regional Engineering College (now known as NIT), Hamirpur (H.P.). Since December 1998, he is working as Assistant Professor in Applied Physics Department of Delhi College of Engineering-DCE, (Faculty of Technology, University of Delhi), Delhi. In addition, he has undergone short-term training at **ICTP (Italy)**, **IROST & ITRC (Iran)**, and **UNICAMP (Brazil)** and have visited various labs, research organization and Industries in **Japan and USA** which includes, NTT Basic laboratories, **Tokyo University, Osaka University, Stanford University** etc. in the field related to Optical Communication and Semiconductor devices.

His present research interests are Fiber optics, Optical Communication Systems, Nanostructured semiconductor devices, Photonic Crystal Fibers, Photonic Band Gap based Devices and Nanoscale Devices based on Electron Waveguides. Presently, he is also heading a center called "Center of Relevance and Excellence (CORE) in Fiber Optics and Optical Communication". He has published /presented over seventy five research papers and articles in various national and international journals, proceedings of national, international conferences and reports. He has coauthored one book on "Modern Electronics: Principles and Practice". He has supervised over ten sponsored research and development projects, three Ph.D. Thesis and over fifty projects at UG and PG level in the area of Opto-electronics and Optical Communication Systems. He is awarded "S.K.Mitra Memorial award" from Institution of Electronics and Telecommunication Engineers (IETE), India for Best Research Oriented Paper in the area of Nano-Scale Devices in the year 2004. One of his contributed paper is also awarded "Swarna Jayanti Puruskar (Gold Medal)" from National Academy of Science as "Best Research Paper" in the category of Physical Sciences in its seventy first annual convention held at Pune in 2001. He has also served as Reviewer of several leading journals in the area of Photonic Crystal fiber and Waveguides. He is a fellow of IETE (India), a member of SPIE (USA), life member of the Indian Society of Technical Education, life member of the Japanese Government Scholar's Association of India and life member of Semiconductor Society of India and a faculty advisor of the International Society of Optical Engineers (SPIE)-DCE chapter.



D. R. Bhaskar received B.Sc degree from Agra University, B. Tech degree from Indian Institute of Technology (IIT), Kanpur, India and M. Tech from **IIT, Delhi**, India. He carried out research at Linear Integrated Circuits Laboratory of erstwhile Delhi Institute of Technology (now re-named as **Netaji Subhas Institute of Technology**, New Delhi) and obtained his Ph.D. from University of Delhi, Delhi, India. Dr. Bhaskar held the positions of Assistant Engineer in Delhi Electric Supply Undertaking, Delhi, from June 1981-January 1984, Lecturer (1984-1990) and Senior Lecturer (1990-1995) at the Electrical Engineering Department, **Delhi College of Engineering**, Kashmere Gate, Delhi, India. He joined the Electronics and Communication Engineering Department of Faculty of Engineering and Technology, **Jamia Millia Islamia** (a Central University), in July 1995, as a **Reader**. He became a Professor in January 2002. At present, he is serving as the Head of the Department of Electronics and Communication Engineering under the rotational Headship system prevalent at the University. His teaching and current research interests are in the areas of Bipolar and CMOS Analog Integrated Circuits, Current Mode Signal Processing, Communication Systems, Electronic Instrumentation and Circuits and Systems.

Professor Bhaskar has authored/co-authored 27 research papers in various **IEEE (USA)**, **IEE (UK)** and other International journals of repute. He has acted/has been acting as an **Editorial Reviewer** (by invitation from the Editors) for the IEEE Transactions on Circuits and Systems-I, IEE Electronics Letters (UK), Microelectronics Journal (UK), International Journal of Electronics (UK), IEEE Transactions on Instrumentation and Measurement (USA), Circuits, Systems and Signal Processing (USA) and Analog Integrated Circuits and Signal Processing (USA). His biography is listed in **2005 Edition of Marquis' Who's Who**, NJ, USA.