

Modeling and analysis of a robust control of manufacturing systems: flow-quality approach

Lotfi Nabli, Achraf Jabeur Telmoudi, Radhi M'hiri

Abstract—This paper proposes a modeling method of the laws controlling manufacturing systems with temporal and non temporal constraints. A methodology of robust control construction generating the margins of passive and active robustness is being elaborated. Indeed, two paramount models are presented in this paper. The first utilizes the P-time Petri Nets which is used to manage the flow type disturbances. The second, the quality model, exploits the Intervals Constrained Petri Nets (ICPN) tool which allows the system to preserve its quality specificities. The redundancy of the robustness of the elementary parameters between passive and active is also used. The final model built allows the correlation of temporal and non temporal criteria by putting two paramount models in interaction. To do so, a set of definitions and theorems are employed and affirmed by applicator examples.

Keywords—Manufacturing systems control, flow, quality, robustness, redundancy, Petri Nets.

I. INTRODUCTION

THe manufacturing systems are generally subject to disturbances which implicitly influence the prescribed output. A company is usually under the obligation to control the production and the development cycle of products in order to guarantee a certain product quality within a delay often determined by the customer. This requires a robust control of the system allowing the conservation of the system aptitudes. The definition of the parameters' conformity intervals of the system must always anticipate the phase of design of the target control law that will have to guarantee the respect of these specifications. The field of enquiry of the discrete events of manufacturing systems control is frequently met in the literature. Our interest will be focused on the comprehension of the robust control laws vs. the temporal and/or non temporal constraints. A certain number of works which are explicitly related to the study and the robust control design are numbered. As an example, we mention the works of Collart [9],[10] proposed a method of robust control vs. stay time constraints on which depends directly the conformity intervals of the product parameters quality. Besides, we quote the work of Bonhomme [2] in which he imposed the inter-product robustness field of enquiry so as to optimize the stay time of the various products manufactured in the same workshop. The work of thesis, Dhoubi [12] extended a method contributing to a robust and reactive control of manufacturing systems with non temporal constraints so as to react to disturbances of drifts

quality type. The design tool most frequently used to model the production systems with temporal constraints is the P-temporal Petri nets [2], [5], [6], [13], [16]. This tool seems unable to model the production systems' problem of robustness with non-temporal constraints. The Intervals Constrained Petri Nets (ICPN) tool [7], [8] presents a complement to the P-temporal Petri nets. It allows the modeling of any unspecified parameter in a manufacturing process. Indeed, this modeling tool is considered as a significant research way for the determination and evaluation of robustness [7], [11].

The objective of this article is to develop a method of constructing control laws allowing the interpretation of the total robustness type of the Manufacturing systems vs. temporal and non temporal disturbances. The subjacent idea is to define hybrid local models allowing the specified properties conservation of the subsystems by the exploitation of the redundancy of the robustness margins between passive and active. From these local models, we can generalize and ascertain the total robustness of the system.

As a first step, we present some usual definitions and notations related to the robustness of manufacturing systems, along with a reminder of the P-time Petri Nets and the Intervals Constrained Petri Nets. As a second step, we present the flow model and the quality model. After presenting both correlating models, we get to a third and last step where we present the final control laws model for manufacturing production systems.

II. MODELING OF ROBUST CONTROL

A. Definitions and notions of robustness

Definition 1: For a manufacturing system, robustness is defined as the aptitude of the system to preserve its specified properties against foreseen or unforeseen disturbances [1].

Definition 2: Passive robustness answers to the case when no modification is necessary to the control so that the specified properties are preserved in the presence of variations [1].

Definition 3: Active robustness corresponds to the case when the specified properties can be maintained, but at the cost of a total or partial calculation of control [1].

Indeed, robustness is the consequence of two intrinsic elements standing for the type of variations on the one hand and the definition of qualities necessary for the exit of the system on the other. To react to these disturbances, a system must be having decision criteria that enable it to take into account the concept of robustness. When the objectives are maintained without modification of the control, we speak about a passive robustness. The active robustness, however, translates the capacity of a system to ensure the performances at the price

Manuscript received April 11, 2008, and accepted June 15, 2008.

Lotfi Nabli is with ENIM,U.R. ASTI,Rue Ibn Eljazar, 5019 Monastir-Tunisie, e-mail: lotfinabli@yahoo.fr.

Achraf Jabeur Telmoudi is with ESSTT, U.R SEPE, 5, Avenue Taha Hussein, Montfleury, 1008 Tunis- Tunisie,e-mail: achraf-j.telmoudi@topnet.tn

Radhi M'hiri is with ENIT,U.R. LACS, Campus universitaire, BP 37 Le belvédère, 1002 Tunis - Tunisie.

of a real time control modification. The determination of this robustness provides decision criteria for the calculation of a new control in case the margin of passive robustness is violated (Fig. 1).

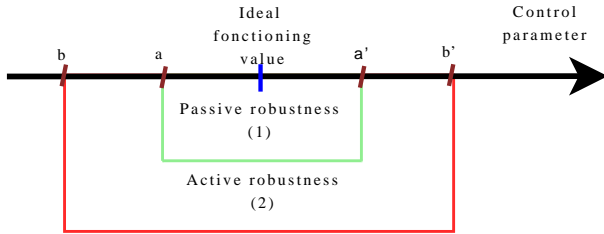


Fig. 1. Robustness margins

(1) The specified properties are guaranteed without any change of the control. The values a and a' correspond to the passive robustness.

(2) A control must be inventoried; dynamic margins are modified but the sequencing remains the same. The values b and b' correspond to the active robustness.

B. Petri nets for the robustness control

The exploitation of modeling is adapted as an essential way of research for the determination of the robustness in the production systems. The study of the workshops with temporal or non temporal constraints contains a singular problem which occurs when one is in the presence of a synchronization mechanism. Since automata do not, by definition, represent in an explicit way the synchronization structures, we choose the Petri nets (P-time Petri Nets and Intervals Constrained Petri Nets) as a modeling tool. In fact, this tool is known as being a powerful tool of synchronization of modeling, parallelisms, conflicts and divisions of resources.

Note: in this work we use the RdP with inhibitors arcs.

We distinguish two classes of Petri nets agreed to model the robust control:

The P-time Petri Nets for the study of the workshops with temporal constraints: The theoretical bases of the P-time Petri Nets were elaborated by Khansa in his thesis [14]. Hi has shown that they represent a powerful and recognized formalism for modeling the respect obligation of setting times (synchronization under obligation) [15].

Definition 4: [15] P-time Petri Nets is a t-uple $\langle P, T, \text{Pre}, \text{Post}, M_0, IS \rangle$; where $\langle P, T, \text{Pre}, \text{Post}, M_0 \rangle$ is a marked Petri net provided with an initial marking M_0 and IS is a definite application per:

$$IS: P \rightarrow (Q^+ \cup \{0\}) \times (Q^+ \cup \{-\infty, +\infty\})$$

$$p_i \rightarrow ISi = [\alpha_i, \beta_i]; \text{ where } 0 \leq \alpha_i \leq \beta_i$$

ISi defines the static interval of sitting time of a mark in the place p_i (Q^+ is the set of positive rational numbers). A mark in the place p_i takes part in the validation of output transitions only if it remained at least the duration α_i in this place. It must leave the place p_i at the latest when its setting duration becomes β_i . If it cannot do so, we would say that the mark is 'dead' and won't take part in the validation of transitions.

The Intervals Constrained Petri Nets (ICPN) for the study of the workshops with non temporal constraints:

The Intervals Constrained Petri Nets were introduced by [8] to amplify the field of application of P-time Petri Nets through the abstraction of the basic concepts on the parameter granted to places. Indeed, the same mathematical definition of the tool is almost inherited. Except that, the restriction of parameters associated to places with a positive rational is not justified any more like a guiding principle for all dimensions. For example, there is not any necessity to a variation of a temperature or a position. The definition of the Intervals Constrained Petri Nets is given in what follows:

Definition 5: [7] An ICPN is a t-uple $\langle R, M, IS, D, Val, Val_0, X, X_0 \rangle$; where:

- R is an unmarked PN,
- M being an application associating token to places as: m is a vector indexed on the set of places P
Let $m(p)$ be a place marking
Let V be a non empty set of rational variables
Let μV be a multiset defined on V ,
- $IS: P \rightarrow Q \cup \{-\infty, +\infty\} \times Q \cup \{-\infty, +\infty\}$ defines the intervals associated to places
 Q is the set of rational numbers
 $p_i \rightarrow ISi = [\alpha_i, \beta_i];$ where $\alpha_i \leq \beta_i$,
- $D: \{M(p) \times \{p\} | p \in P\} \rightarrow V$
 $\forall i, 1 \leq i \leq n, n = \text{Card}(P)$
Let k be a token, $k \in m(p_i)$
 $k \rightarrow qi | \alpha_i \leq qi \leq \beta_i$
 D associates a rational local parameter to each token in a place,
- Val be an application: $M(P) \rightarrow \mu V$
 $(k \in m(p), p) \rightarrow v \in \mu V$; where k is a given token in p
 Val associates a multi set of parameters to each token
This multi-set is carried by the token thorough the net,
- Val_0 corresponds to initial values associated to tokens,
- X defines the evolution of the local parameter associated to each token in a place
 $X: V \rightarrow Q$
 $v \rightarrow q \in Q$,
- X_0 is the vector of initial value of variables.

The significations of q and $Val(k)$ are not fixed intentionally in order to provide a general model. With ICPN, X is not fixed mathematically. Nevertheless, it will be shown in the presented application, that some needed properties may be proved even if the q evolution is not taken into account.

Definition 6: [7] The state is defined by a quadruplet $E = \langle M, D, Val, X \rangle$; where:

- M assign a marking to the network,
- D and X join to assign with each mark k in the place p_i rational number $qi(k)$.

For more details on this modeling tool a reader may consult the references: [7], [8] and [12].

C. Definition of a terminology

Before starting, we present a number of definitions. These ones are necessary to constitute a unified terminology for the issue of our study.

Definition 7: A basic production circuit C_p is defined as a whole of ordered machines influencing, directly or indirectly, by the variation of their production times, one of the specificities of the operating system.

Definition 8: A quality parameter is named explained variable if and only if it depends on variations of the other parameters measured upstream.

Definition 9: A quality parameter is named explanatory variable if and only if it takes part with other parameters, by its variation, in influencing an explained variable.

Definition 10: A quality parameter is named composed explained variable if and only if it depends at least on the variation of another explained variable measured upstream.

An explained variable can be explanatory for other downstream measured variables. If we are in an unquestionable environment, the relation between the explained variable and the explanatory ones would be determined by a mathematical formula. If we are in a doubtful environment, the relation between the explained variable and the explanatory ones would be determined by a fuzzy relation or by the use of the tools of statistical estimation (linear regression, nonlinear regression, ...).

Definition 11: A quality parameter forms a basic quality circuit C_q if and only if it is an explained variable.

Definition 12: The modular robustness is defined as the capacity to maintain locally the specific properties of a basic quality circuit in the presence of variations or uncertainties foreseen or unforeseen due to internal or external disturbances in order to preserve the total robustness of the production system.

We indicate by RM the modular robustness of a basic circuit of flow or quality type.

III. MODELS FOR GENERATING ROBUSTNESS: MONO-CRITERIA APPROACH

The concerned systems are the manufacturing systems of flow-shop type. In this paragraph we are going to separately deal with the problems of flow robustness and quality robustness.

Let us consider a manufacturing system S constituted of n matter transformations resources. Each resource is characterized by the production elementary time (T_{m_i}); with, $i \in N$ and $i \in \{1, 2, \dots, n\}$. At the exit of each resource, n_i quality parameters will be measured. S consists of HCq and KCP ; H (respectively K) presents the total number of Cq (respectively of Cp). We define the time interval $I_{p_i} = [a_{p_i}, b_{p_i}]$ (respectively $I_{a_i} = [a_{a_i}, a_{p_i} \cup b_{p_i}, b_{a_i}]$) as the passive robustness margin (respectively of active robustness) relating to the production elementary time of R_i ; with, $a_{p_i} \geq a_{a_i}$ and $b_{p_i} \leq b_{a_i}$. Seen that the time function is monotone increasing and that we are studying independently robustness flow and quality we can suggest that $I_{a_i} =]b_{p_i}, b_{a_i}]$. In the same way, we allot the interval $I_{p_{i,j}} = [a_{p_{i,j}}, b_{p_{i,j}}]$ (respectively $I_{a_{i,j}} = [a_{a_{i,j}}, a_{p_{i,j}}[$ and $I_{a_{s_{i,j}}} =]b_{p_{i,j}}, b_{a_{i,j}}]$) as the passive robustness margin (respectively of active robustness margin) of the variable $V_{i,j}$; where, $V_{i,j}$ is the explanatory variable presenting the j^{th} parameter quality of

i^{th} resource of S ; with, $a_{p_{i,j}} \geq a_{a_{i,j}}$ and $b_{p_{i,j}} \leq b_{a_{i,j}}$, $j \in N$ and $j \in \{1, 2, \dots, n_i\}$.

Hypothesis 13: $\forall i$ and j , $V_{i,j}(t)$ is increasing not defined.

Hypothesis 14: The variations of the temporal or non temporal variables do not exceed the active robustness margins.

The modeling of mono-criteria robust control laws relative to Cp_k (respectively to Cq_h) allowing the redundancy of the robustness between passive and active can be presented in a pyramidal form; $k \in N$ and $k \in \{1, 2, \dots, K\}$, $h \in N$ and $h \in \{1, 2, \dots, H\}$. The skeleton of such model is formulated by Nsp_k (respectively Nsp_h) parallelism structures.

For the flow model: each structure is composed of a transition and two places modeling the passive and active robustness respectively (Figure 2).

$$Nsp_k = 2^{R_k} - 1 \quad (1)$$

Each Cp_k is made up by R_k resources; where $r \in \{1, 2, \dots, R_k\}$.

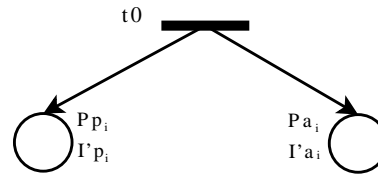


Fig. 2. Parallelism structure elements of flow model

The intervals allocated at these two places of the parallelism structure are:

- $I'p_i = [a_{p_i}, b_{p_i}]$: interval allotted to the place Pp_i that models the passive robustness of R_i ,
- $I'a_i =]a_{p_i}, b_{a_i}]$: interval allotted to the place Pa_i that models the active robustness of R_i .

For the quality model: each structure is composed of a transition and three places modeling the robustness active lower, passive and active higher respectively (Figure 3).

$$Nsp_h = \frac{3^{S_h} - 1}{2} \quad (2)$$

Each Cq_h is made up by S_h resources; where $s \in \{1, 2, \dots, S_h\}$.

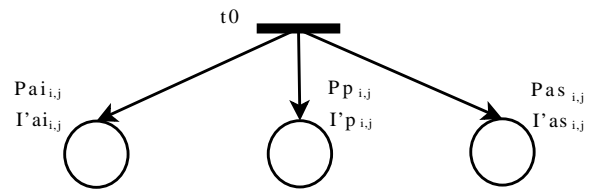


Fig. 3. Parallelism structure elements of quality model

The intervals allocated at these three places of the parallelism structure are:

- $I'ai_{i,j} = [a_{a_{i,j}}, a_{p_{i,j}}]$: interval allotted to the place $Pai_{i,j}$ that models the lower active robustness of $V_{i,j}$,
- $I'p_{i,j} =]a_{a_{i,j}}, b_{p_{i,j}}]$: interval allotted to the place $Pp_{i,j}$ that models the passive robustness of $V_{i,j}$,

- $I'as_{ij} = [a_{ai,j}, b_{ai,j}]$: interval allotted to the place $Pas_{i,j}$ that models the higher active robustness of $V_{i,j}$.

We indicate by:

EP^- : set of places of the network modeling the passive robustness of the resources constituting the basic circuit

EP^+ : set of places of the network modeling the active robustness of the resources constituting the basic circuit.

Definition 15: Pc is named control course. It is defined as an oriented way that connects the marked transitions and places modeling the nature of the robustness, starting from the ones modeling the entry of a basic circuit towards those of the exit.

Note: We suggest, when a synchronization of the tokens remained in the places modeling a variable, that only the place which has the smallest upper limit allocated interval would be hypothetically considered marked. If, during the evolution of the network modeling Cp or Cq , all places of Pc are marked and relative transitions of exit are crossed, Pc would be called "marked".

We indicate by:

- $Pc_{k,p}$: control course number p of Cp_k ; $p \in \{1, \dots, 2^{R_k}\}$,
- $Pc_{h,q}$: control course number q of Cq_h ; $q \in \{1, \dots, 3^{S_h}\}$,
- $Pc_{P_{k,p}}$: the subordinate set places of $Pc_{k,p}$ and pertaining to EP^- ,
- $Pc_{A_{k,p}}$: the subordinate set places of $Pc_{k,p}$ and pertaining to EP^+ ,
- $Pc_{P_{h,q}}$: the subordinate set places of $Pc_{h,q}$ and pertaining to EP^- ,
- $Pc_{A_{h,q}}$: the subordinate set places of $Pc_{h,q}$ and pertaining to EP^+ .

Lemma 16: Let $Pc_{k,p}$ (respectively $Pc_{h,q}$) be a marked control course of a basic circuit Cp_k (respectively Cq_h). If $(Pc_{A_{k,p}} = \emptyset)$ (respectively $Pc_{A_{h,q}} = \emptyset$) then (Cp_k) (respectively Cq_h) is passively robust).

Proof: As long as:

- all resources of Cp_k (respectively explanatory variables of Cq_h) have kept their specificities at the time of the operations of transformation while respecting the margins of passive robustness,
- the margin of passive robustness of each temporal variable (respectively non temporal variable) is selected at the beginning under total constraints translating the passive robustness of the explained variable of Cp_k (respectively explanatory variables of Cq_h),

Definition 2 is applicable. ■

Lemma 17: Let $Pc_{k,p}$ (respectively $Pc_{h,q}$) be a marked control course of a basic circuit Cp_k (respectively Cq_h). If $(Pc_{A_{k,p}} \neq \emptyset)$ (respectively $Pc_{A_{h,q}} \neq \emptyset$) then (Cp_k) (respectively Cq_h) is actively robust).

Proof: As long as one (at least) of the explanatory variables of $Pc_{k,p}$ (respectively $Pc_{h,q}$) is actively robust whereas the others are passively robust, the specified properties of $Pc_{k,p}$ (respectively $Pc_{h,q}$), can only be maintained after a total or a partial calculation of control.

Definition 3 is applicable. ■

Theorem 18: There is only one control course Pc_K^- (respectively Pc_h^-) reaching the passive robustness Cp_k (respectively of Cq_h). The others reach the active robustness.

Definition 19: Pc_k^+ (respectively Pc_h^+) is named set of actively robust control courses. For a structure modeling Cp_k (respectively Cq_h) constituted by K resources (respectively H explanatory variables), the set Pc_k^+ (respectively Pc_h^+) assemble NPc_K^+ (respectively NPc_h^+) courses with :

$$NPc_k^+ = 2^{R_k} - 1 \quad (3)$$

$$NPc_h^+ = 3^{S_h} - 1 \quad (4)$$

Example 20: Figure 4 illustrates the modeling of a modular robust control law in the pyramidal form related to a basic production circuit composed of two resources of which the variations of processing time in product influence the specific greatness Tce_1 .

The principle of evolution of this model consists in ensuring, initially, the passive robustness of the resource.

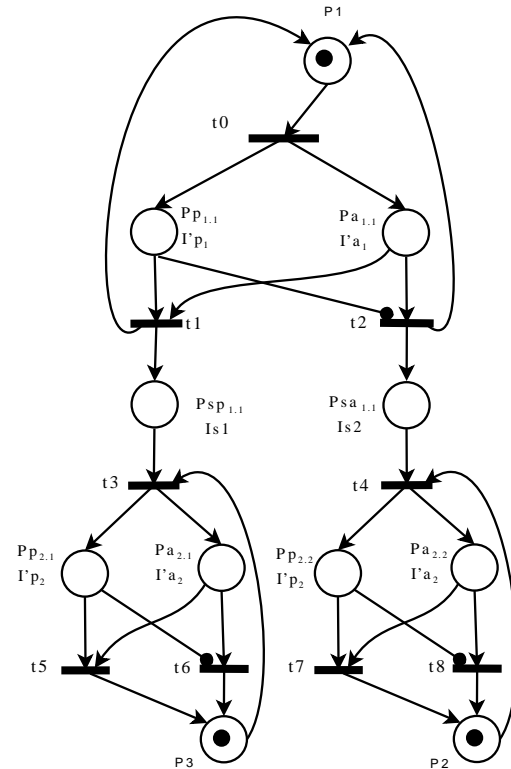


Fig. 4. Flow robustness redundancy (pyramidal structure)

Where:

- P1, P2 and P3: places modeling the passive robustness,
- Psp1,1 and Psa1,1 : places modeling the stock between two resources.

Example 21: Concerning the quality model, we illustrate, By the figure 5, a pyramidal modeling of a modular robust control law relating to a basic circuit of a quality parameter

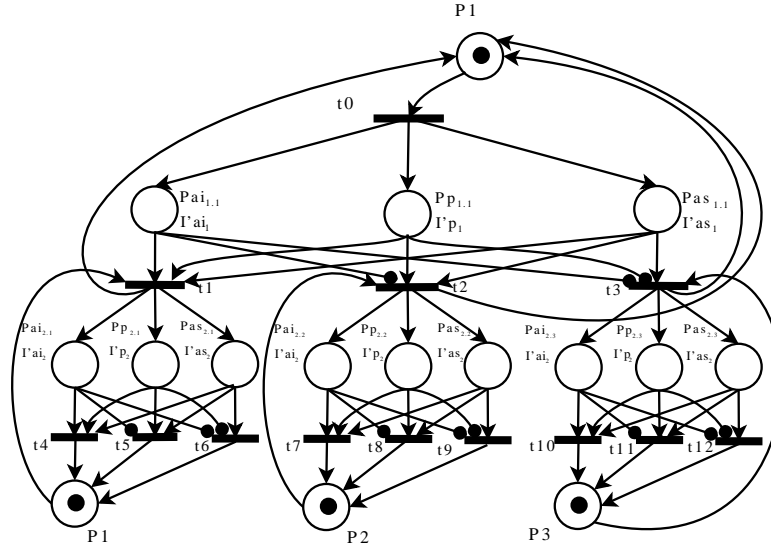


Fig. 5. Quality robustness redundancy (pyramidal structure)

of the type "explained variable" that depends on two quality parameters of the type "explanatory variables". The principle of evolution of this model consists in prioritizing the passive robustness of the resource.

Note: each interval corresponds to an index ij defined at the beginning.

This structure seems to be more complex when the number of basic circuit resources is large: $R_k = 6$ (respectively $Nsp_k = 32$)

Figures 6 and 7 propose a parallel structure equivalent to the pyramidal structure.

The extension of modeling properties and principles developed, brings us to extricate the following lemmas:

Lemma 22: Let a manufacturing system S be constituted of KC_p (respectively HC_q). If $(\forall k \in \{1, 2, \dots, K\})$ (respectively $\forall h \in \{1, 2, \dots, H\}$), $Pc_{Ak,p} \neq \emptyset$ (respectively $Pc_{Ah,q} \neq \emptyset$) then $(S$ is passively robust).

Proof: Same reasoning as proof of lemma 16. ■

Lemma 23: Let a manufacturing system S be constituted of KC_p (respectively HC_q). If $(\exists k \text{ for } \forall k \in \{1, 2, \dots, K\})$ (respectively $\forall h \in \{1, 2, \dots, H\}$), at least $Pc_{Ak,p} \neq \emptyset$ (respectively $Pc_{Ah,q} \neq \emptyset$) then $(S$ is actively robust).

Proof: Same reasoning as proof of lemma 17. ■

IV. DESIGN MODELS FOR TOTAL ROBUSTNESS

GENERATION: BI-CRITERIA APPROACH (QUALITY-FLOW)

A. Bi-criteria robustness of resource

Using the heritage principle, we propose a skeleton model formed by $ni+1$ entry places.

The First is followed by a parallelism structure including two places modeling the margins of passive and active temporal robustness. For the others, they are assiduous; each by a parallelism structure including three places each indicating the lower active robustness margin, the passive robustness margin and the higher robustness active margin respectively of each explanatory variable j of R_i (Figure 8).

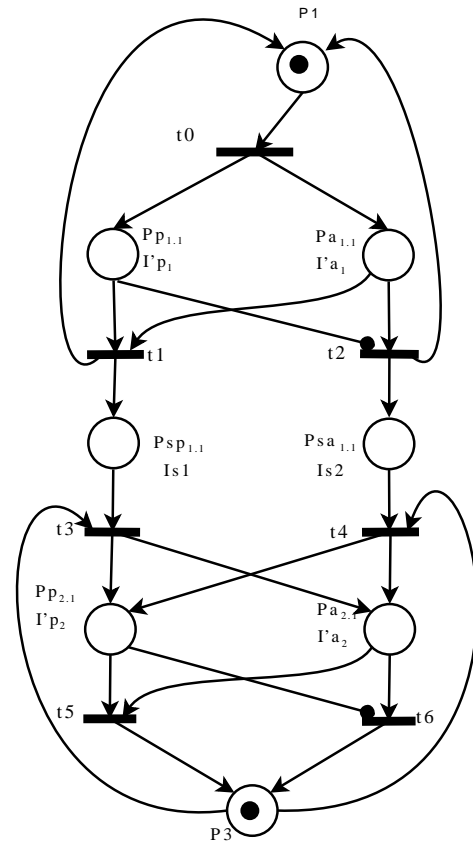


Fig. 6. Flow robustness redundancy (parallel structure)

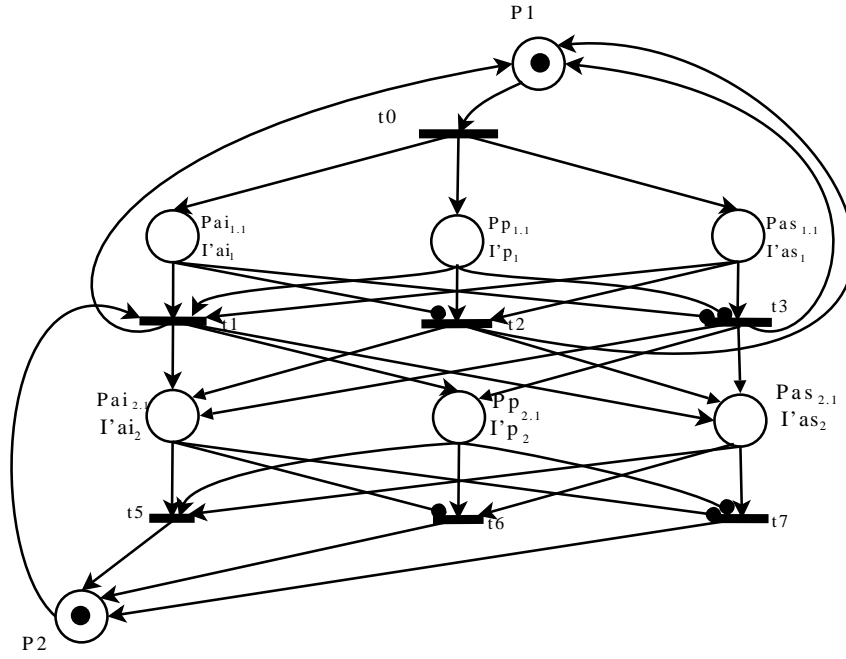


Fig. 7. Quality robustness redundancy (parallel structure)

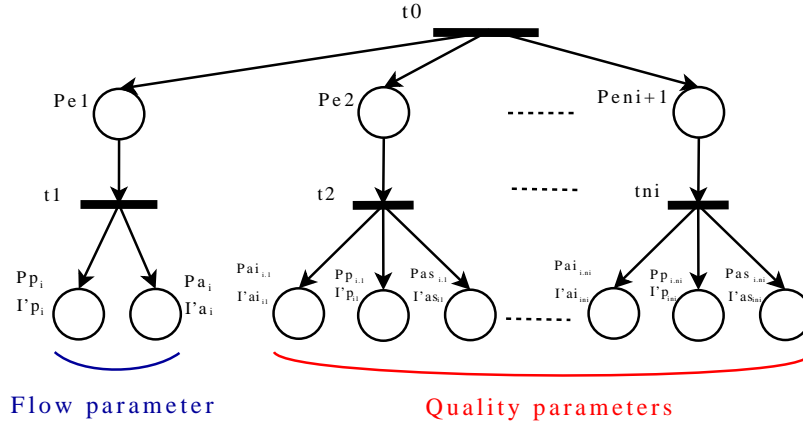


Fig. 8. Parallelism structure elements of a model flow-quality

Let $S^op(x)$ is the moment of x^{th} crossing of op and $Sp^o(x)$ the moment of x^{th} crossing of p^o .

It should be noted that Sp^o (respectively op) the output transition (respectively input transition) of the place p .

Theorem 24: A resource R_i is passively robust if and only if the two following conditions are satisfied:

Condition 1: in $t - \varepsilon$, $t = \min \{ SPP_{i,j}^o(x) | j \{1, 2, \dots, ni\} \}$, all places modeling the passive robustness of R_i are marked.
 $\left. \begin{aligned} card(m(Pp_i)) &= 1 \\ \forall j, card(m(Pp_{i,j})) &= 1 \end{aligned} \right\} \Rightarrow$

$$card(m(Pp_i)) + \sum_{j=1}^{ni} card(m(Pp_{i,j})) = n_i + 1 \quad (5)$$

Where: $\varepsilon \in R$ and $\varepsilon \ll t$

Condition 2: in $t = SPp_i^o(x) \in [a_{pi}, b_{pi}]$ the relative exits transitions of the modeling passive robustness places are

crossed.

$$\forall j, SPp_i^o(x) \geq SPp_{i,j}^o(x) \quad (6)$$

Proof: The tokens remained in the places modeling really the temporal and qualitative state of only one product. This implies that a token can be passed to model the product state in another resource only when each parallelism structure contains at least a token able to be drawn (each place can comprise only one token).

In addition, as long as the passive robustness margin of all the explanatory and temporal variables are selected at the beginning under total constraints translating the passive robustness of each resource. A resource can be passively robust if and only if the margins of passive robustness of all variables are respected.

Definition 2 is applicable. ■

Lemma 25: Let a resource R_i of S . If (at least one of the passive robustness margins of qualitative or temporal variables were not respected were not respected) then (R_i is actively robust).

Proof: If one of the margins of passive robustness were not respected (the active robustness margin is respected), the specified properties of R_i would be maintained only after a total or a partial calculation of control.

Definition 3 is applicable. ■

In what follows, we present an applicative example of this theorem. Indeed, a modeling, by ICPN, translating the concepts of the theorem and lemma will be presented.

Example 26: Let a resource $R1$ of a production system S . It is characterized by the temporal variable, which presents the production elementary time of Tm_1 , and two qualitative explanatory variables $V_{1,1}$ and $V_{1,2}$. We illustrate, by the figure 9, a bi-criteria robust control law (flow-quality) of the resource $R1$.

Where:

$Ci1$, $Ci2$: Places of information exchange, present a communication channels between the places modeling the qualitative variables of $R1$ and those specifying the temporal aspect of $R1$.

Hypothesis 27: We suppose that for each parallelism structure relative to a qualitative explanatory variable, one of the exit transitions is passable for the x^{th} time before or at the $SPp_i^o(x)$ date.

B. Bi-criteria robustness of Systems

Lemma 28: let a production system S regrouping n resources. If ($\forall i \in \{1, 2, \dots, n\}$, R_i is passively robust), then (S is passively robust).

Proof: Same reasoning as proof of lemma 16. ■

Lemma 29: Let a production system S regrouping n resources. If (it \exists for $i \in \{1, 2, \dots, n\}$, at least R_i is actively robust), then (S is actively robust).

Proof: Same reasoning as proof of lemma 17. ■

For the design and the modeling of a robust control law of a complete system, the following ordered stages are proposed: to define the variables flow-quality specifying the state of each resource \Rightarrow to determine the basic production circuits \Rightarrow to determine the basic quality circuits \Rightarrow to model the resources \Rightarrow to attach the structures modeling the resources, all in respecting the product passage chronological order \Rightarrow to model the basic quality circuits by attaching the structures of the qualitative parameters forming each circuit.

Example 30: Let a flow-shop production system S regrouping 3 resources. It allows the production of only one type of product. The product passes in an ordered way by the various resources: $R1 \rightarrow R2 \rightarrow R3$. With: $Cp1$ depends of Tm_1 , Tm_2 and Tm_3 ; $V_{2,2} = f(V_{1,1}, V_{2,1})$ form Cq_1 ; $V_{3,2} = f(V_{2,2}, V_{3,1})$ form Cq_2 .

Where: Tm_i : production elementary time of R_i ; $V_{i,1}$: explanatory variable of R_i ; $V_{1,2}$: explanatory variable of $R1$; $V_{2,2}$: explained variable measured at the end of the transformation activity relative to $R2$; $V_{3,2}$: explained variable measured at the end of the transformation activity relative to

$R3$. We illustrate, by the figure 10, a modeling by ICPN a bi-criteria robust control law (flow-quality) of S ; where $Pt1$, $Pt2$: places allowing the connection of the structures. $Pa_{2,2}$ (respectively $Pa_{3,2}$) model the active robustness of $V_{2,2}$ (respectively $V_{3,2}$).

V. CONCLUSION

In this paper, a methodology of design and modeling of control laws is adopted. We modelled, by the use of the Intervals Constrained Petri Nets (ICPN) tool which presents a functional abstraction of the P-time Petri Nets; constraints subjected on flow and quality parameters while integrating the margins of passive and active robustness. The goal is to satisfy qualitative and quantitative needs of the market.

The redundancy of the local robustness between passive and active brings us, firstly, to define the ways ensuring the observation of the mono criteria modular robustness type of the basic circuits. Then, while following the same principle, we established the resource model. Finally, we developed the final model of a whole production system. Throughout this paper, applicative examples were used for illustration.

By this proposal, we hope to evaluate the robustness of the manufacturing systems by monitoring the control law parameters. We tend by the distribution of the margins of passive and active robustness to define detection thresholds.

REFERENCES

- [1] ARTEMIS-IMAG, ERIHST, LAG, LAMII-CESALP, CORINE "Conduite Robuste et Intelligente dans les Entreprises manufacturières", Technique Report, May 1996.
- [2] P. Bonhomme, P. Aygalinc, S. Calvez, Using robustness properties for multi-products processing, *IFAC/IFIP/IEEE, 2nd Conference on Management and Control of Production and Logistics, (MCPL'2000)*, Grenoble, 5-8 July 2000.
- [3] P. Bonhomme, Control of time critical systems using partial order, *23rd International Modal Analysis Conference (IMAC '05)*, Paris, 5-8 July 2005.
- [4] P. Bonhomme, Control and performances evaluation of time dependent systems using an enumerative approach, *International Conference on Control Applications, (CCA '06)*, Paris, July 2006.
- [5] A. Boufaied, A. Subias et M. Combacau, Distributed time constraints verification modelled with time Petri Nets, *17th IMACS Word Congress on Scientific Computation, Applied Mathematics and Simulation*, Paris, CD ROM, July 2005.
- [6] F. Chetouane, S. Collart Dutilleul, J. P. Denat, Modeling and analysis of time constraints using P-Time Petri Nets for a multi-hoist electroplating line, *3rd Conference on Management and Control of Production and Logistics (MCPL'2004)*, Santiago, pp. 279-284, November 2004.
- [7] S. Collart Dutilleul, H. Dhouibi, E. Craye, Tolerance analysis approach with interval constrained Petri nets, *ESMc 2004 conference*, Paris, 2004.
- [8] S. Collart Dutilleul, H. Dhouibi, E. Craye, Internal robustness of discret event system with internal constraints in repetitive functioning mode, *ACS'2003 congres*, Miedzyzdroje, Poland, 2003.
- [9] S. Collart Dutilleul, Commande robuste d'ateliers à contraintes de temps de séjour : application à la galvanoplastie, Ph.D. Thesis, *Université de Savoie*, december 1997.
- [10] S. Collart Dutilleul, J. P. Denat, W. Khansa, Commande robuste d'un atelier flot sans stocks et sans attentes, *Automatique, Informatique Industrielle (APII)*, vol. 28, number 6, 1994.
- [11] H. Dhouibi, S. Collart Dutilleul, E. Craye, L. Nabli, Computing intervals of Intervals Constrained Petri Net: a tobacco manufacturing application, *IMACS '05*, Paris, July 05.
- [12] H. Dhouibi, Utilisation des Réseaux de Petri à Intervalles pour la régulation d'une qualité : application une manufacture de tabac, h.D. Thesis, *Ecole Centrale de Lille*, December 2005.

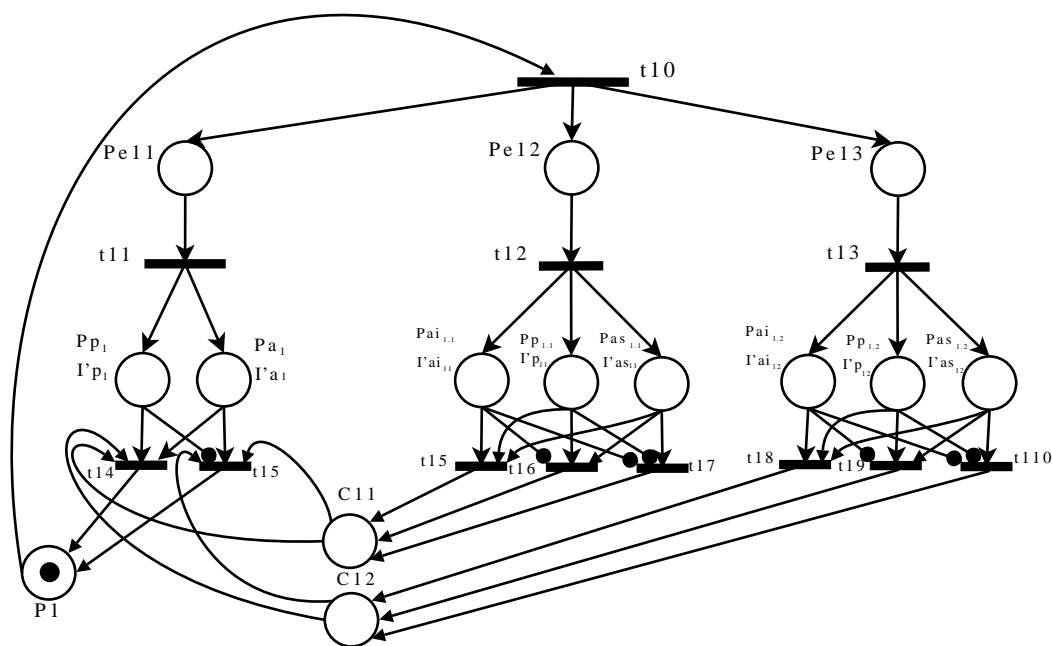


Fig. 9. Model of a bi-criteria robust control law (flow-quality) of the resource R1

- [13] N. Jerbi, S. Collart Dutilleul, E. Craye, M. Benrejeb, Time disturbances and filtering of sensors signals in tolerant multi-product job-shops with Time Constraints, *International Journal of Computers, Communications control*, Vol. I, number 4, pp. 61-72, 2006.
- [14] W. Khansa, Réseaux de Petri P-temporels: contribution à l'étude des systèmes à événements Discrets, Ph.D. Thesis, *Université de Savoie*, France, March 1997.
- [15] W. Khansa, P. Aygalinc, J. P. Denat, Structural analysis of P-time Petri Nets, *Computational Engineering in Systems Applications (CESA96)*, Lille, France, pp. 127-136, July 1996.
- [16] J. Long, B. Descotes-Genon, Flow optimization method for control synthesis of flexible manufacturing systems modeled by controlled Timed Petri Nets, *IEEE International Conference on Robotics and Automation*, Atlanta, Georgia, USA, Vol. 1, pp. 598-603, May 1993.

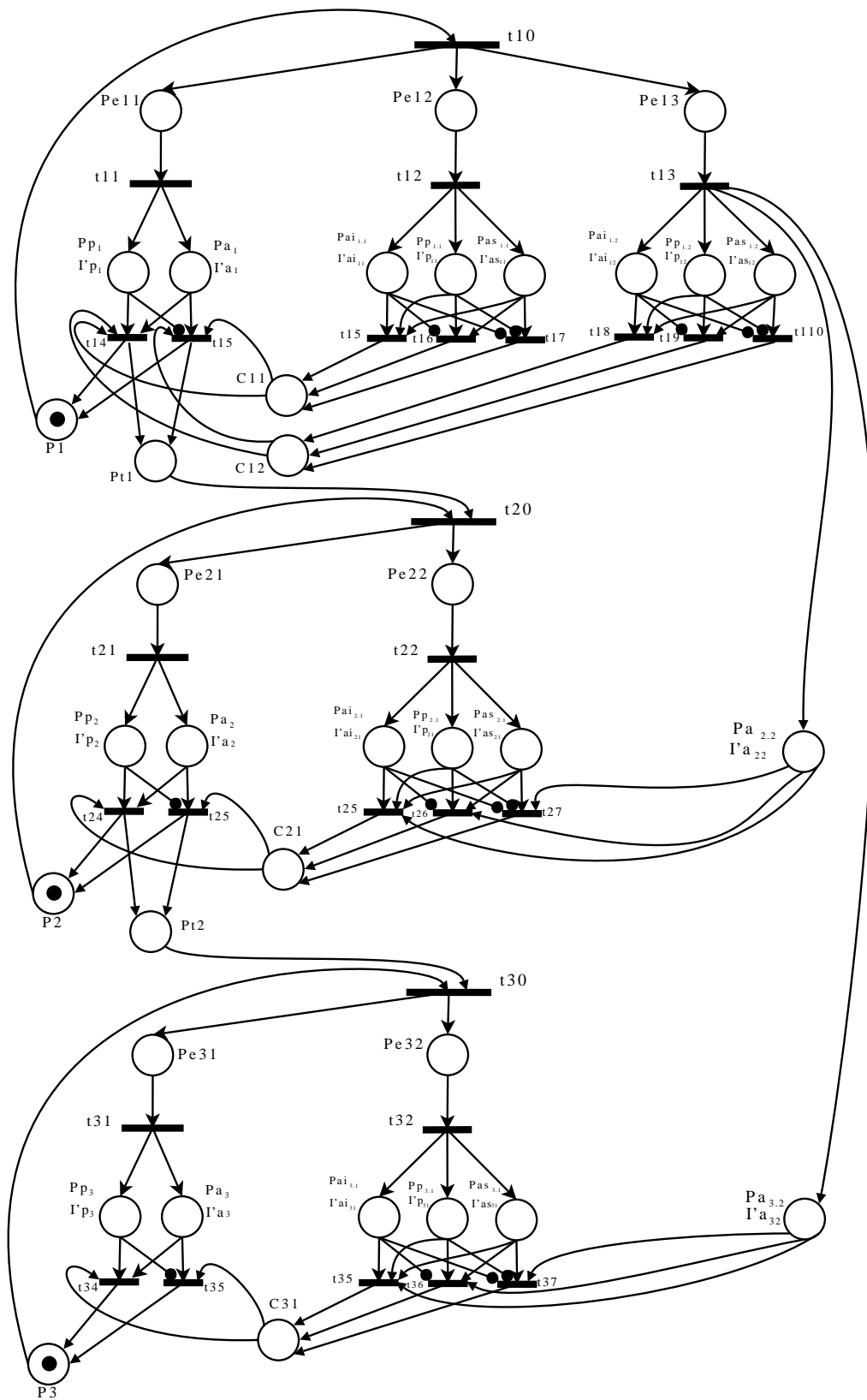


Fig. 10. Model of a bi-criteria robust control law (flow-quality) of S