

Pollution Induced Community Tolerance (PICT) of Microorganisms in Soil Incubated with Different Levels of Pb

N. Aliasgharzad, A. Molaei, S. Oustan

Abstract—Soil microbial activity is adversely affected by pollutants such as heavy metals, antibiotics and pesticides. Organic amendments including sewage sludge, municipal compost and vermicompost are recently used to improve soil structure and fertility. But, these materials contain heavy metals including Pb, Cd, Zn, Ni and Cu that are toxic to soil microorganisms and may lead to occurrence of more tolerant microbes. Among these, Pb is the most abundant and has more negative effect on soil microbial ecology. In this study, Pb levels of 0, 100, 200, 300, 400 and 500 mg Pb [as Pb(NO₃)₂] per kg soil were added to the pots containing 2 kg of a loamy soil and incubated for 6 months at 25°C with soil moisture of -0.3 MPa. Dehydrogenase activity of soil as a measure of microbial activity was determined on 15, 30, 90 and 180 days after incubation. Triphenyl tetrazolium chloride (TTC) was used as an electron acceptor in this assay. PICTs (Δ IC50 values) were calculated for each Pb level and incubation time. Soil microbial activity was decreased by increasing Pb level during 30 days of incubation but the induced tolerance appeared on day 90 and thereafter. During 90 to 180 days of incubation, the PICT was gradually developed by increasing Pb level up to 200 mg kg⁻¹, but the rate of enhancement was steeper at higher concentrations.

Keywords—Induced tolerance, Soil microorganisms, Pb, PICT, Pollutants.

I. INTRODUCTION

THE soil microbial community fulfils a vital role in the maintenance of soil quality and fertility. It is responsible for organic matter cycling and various energy production processes [1], [2]. It also is a potentially sensitive indicator of environmental pollution which is adversely affected by pollutants and may result in detrimental effects on long-term soil sustainability [3]. Soil may become contaminated with metals from a variety of anthropogenic sources. Heavy metals specially Pb are a serious treatment to soil quality due to their toxicity and persistence after entering the soil. Elevated concentrations of these elements are known to affect soil microbial populations and their associated activities [4],[5]. Several studies have demonstrated that microbial parameters may be useful as indicators of changing soil conditions caused by chemical pollution [6], [7]. Thus risk assessment associated

with heavy metal-polluted soils should therefore be evaluated to preserve the environment.

A number of studies have shown that the bacteria and fungi isolated from sites exposed to long-term heavy metal are more tolerant than isolates from less polluted sites [8],[9],[10] but community-level adaptation to increased metal concentrations is not well studied. The concept of pollution-induced community tolerance (PICT) was introduced by Blanck et al. [11]. It is based on community shifts towards more tolerant populations in response to the presence of a toxicant in an ecosystem and allows ecological effects to be related to the occurrence of a specific pollutant. As pollution increases, sensitive species gradually will be lost from the system until only tolerant organisms remain. It has been suggested that the degree of PICT in a community can be used for risk assessment purposes as a quantitative measure of ecological stress [12]. Many authors regard PICT as an indicator of deleterious effects within the microbial community due to the expected alteration in the genetic and species composition of the soil [13], but PICT also could be seen positively as the community adapting to maintain soil function and enhance sustainability. In the context of metal contamination, three different mechanisms are suggested as causes of the increased tolerance: (1) an immediate, toxic effect killing sensitive species, (2) a selection for metal tolerance due to different competitive abilities of surviving organisms, and (3) acclimatization/adaptation of organisms developing in these polluted soils due to physiological and/or genetic changes. The presence of PICT can be considered as evidence for toxic effects on organisms under field conditions. Metal resistance is therefore an undesirable phenomenon when quality of the environment is considered [14].

Soil enzymes activity is also used as a sensitive indicator of the effect of pollutants, including metals in soils [15],[16], [2],[17]. The soil microbial component and soil enzymes activity are attractive as indicators for monitoring disturbance or pollution of soils because of their central and crucial role in the functions of the soil ecosystem. Enzymes may rapidly respond to the changes caused by both natural and anthropogenic factors [18]. The strong inhibition of the activities of a variety of enzymes has been reported in metal polluted soils [19],[20],[21],[22],[23] and these effects vary considerably. Heavy metals may inhibit enzyme activities by masking catalytically active groups, having denaturing effects on the conformation of proteins, competing with the natural ions involved in the formation of enzyme-substrate complexes [18], [24], [25] or by affecting the synthesis of the enzymes within the microbial cells. For these reasons soil enzymes activities have been suggested as suitable indicators of soil

N. Aliasgharzad is with the Department of Soil Science, Faculty of Agriculture, University of Tabriz, Tabriz 51664-16471, Iran. (phone: +98 411 3392057; fax:+98 411 3356006; e-mail: n-aliasghar@tabrizu.ac.ir).

A. Molaei was with Department of Soil Science, Faculty of Agriculture, University of Tabriz, Tabriz 51664-16471, Iran (e-mail: alimovlai19@yahoo.com).

S. Oustan is with the Department of Soil Science, Faculty of Agriculture, University of Tabriz, Tabriz 51664-16471, Iran. (e-mail: oustan@hotmail.com).

quality since they have been considered sensitive indicators to measure the degree of soil degradation in both natural and agro-ecosystems, being thus well suited to measure the impact of pollution on the quality of soil [16],[2],[26].

Dehydrogenase activity (DHA) typically occurs in all viable microbial cells [18]. Thus, its measurement is usually related to the presence of viable microorganisms and their oxidative ability has been often used as a functional indicator of soil health. This enzyme is found in all living organisms and takes part in many metabolic reactions involved in oxidative energy transfer in microbes. As dehydrogenase is not active as extracellular enzyme in the soil, the management of DHA has been used as a good overall indicator of microbial activity and of the capacity of microbes to oxidize soil organic matter [27],[16]. Several studies have demonstrated that dehydrogenase enzyme activity of microorganisms is among the most sensitive parameters for the evaluation of toxicity [28].

This study was aimed to demonstrate whether the tolerance of soil microorganisms to Pb is increased in soil polluted artificially with this metal. This was made by measuring PICT using DHA measurement in soil containing different levels of Pb.

II. MATERIALS AND METHODS

A. Soil Preparation

The soil used in this study was collected from the top layer (0–20 cm) of a field in Agricultural Research Station of the University of Tabriz at northwest of Iran. The soil was ground, sieved through 4 mm and kept at 4 °C.

B. Measurement of Available Pb

After addition of soluble Pb to the soil, its availability decreases with time due to precipitation and adsorption processes, therefore, microbial community is exposed to Pb levels of lower than their initial concentrations. For obtaining available concentrations of Pb in treatments, lead concentrations of 0, 100, 200, 300, 400 and 500 mg Pb.kg⁻¹ soil, as Pb(NO₃)₂ were added to the soil and mixed thoroughly. After 4, 10, 13, 15, 30 and 90 days incubation at 25 °C and soil moisture of 70% water-holding capacity (WHC) the DTPA-available Pb was determined in soil [29]. After 30 days of incubation, Pb concentration in solution phase equilibrated with solid phase and consequently, available Pb in soil reached constant levels of 0, 30.0, 81.0, 136.0, 200 and 260 mg.kg⁻¹ (Fig.1). These concentrations were used in detection phase of PICT determination.

C. PICT Measurement

Pollution induced community tolerance was estimated using DHA assay in Pb amended soil as described below. PICT determination consists of two stages, the selection phase and the detection phase. During the selection phase soil microbial community exposed to different levels of Pb (0, 100, 200, 300, 400 and 500 mg.kg⁻¹ soil). The selection phase followed by a detection phase during which the soil microbial community extracted from each Pb level, exposed to the Pb

concentrations of 0, 30.0, 81.0, 136.0, 200 and 260 mg.L⁻¹ in nutrient solution to estimate the community tolerance.

D. Soil Treatments and Incubation Conditions (Selection Phase)

A sandy clay loam soil containing 9.1% total carbonate calcium, EC of 0.7 dS.m⁻¹ and pH of 8.3 was used in this experiment. Pots were filled with 2 kg of air dried soil and the moisture was adjusted to 50% WHC by adding distilled water and then pre-incubated for 14 days at 25 °C to stabilize microbial activity (Liao et al., 2005). After pre-incubation, the lead concentrations of 0, 100, 200, 300, 400 and 500 mg Pb.kg⁻¹ soil, as Pb(NO₃)₂ solution were sprayed to the pots and mixed thoroughly to ensure homogeneous distribution of Pb. Pots were kept at room temperature (approximately 25 °C) for 180 days. Distilled water was added regularly to maintain the soil moisture at a constant level of 70% WHC (-0.3 Mpa). Dehydrogenase activity of soil as a measure of microbial activity was determined on 15, 30, 90 and 180 days after incubation.

E. DHA Assay in Soil (Detection Phase)

Soil microorganisms were extracted from soil according to the method described by [30]. Briefly, 3 g of soil was mixed with 30 ml sterile tris (Hydroxymethyl aminomethane) buffer solution, pH 7, and shaken for 20 min at 150 rpm on a rotary shaker. The soil suspension was centrifugated at 3000 rpm for 5 min and DHA was determined in supernatant. DHA assay was performed using 2,3,5-triphenyltetrazolium chloride (TTC) as artificial electron acceptor which is reduced to the red-colored triphenyl formazan (TPF) by the enzyme. Portions (0.3 ml) of microbial suspension were inoculated into four replicate glass tubes containing 2.5 ml of nutrient broth-glucose medium amended with Pb (0, 30.0, 81.0, 136.0, 200 and 260 mg.L⁻¹) and pre-incubated on a rotary shaker-incubator at room temperature for 30 min. Thereafter, 0.2 ml of 0.4% (w/v) TTC in deionized distilled water was added to each tube. The final concentrations of nutrient broth, glucose and TTC in the medium were 2, 2 and 0.267 mg ml⁻¹, respectively. The controls consisted of inoculated media without Pb. The reaction mixtures were further incubated in the dark at room temperature for 72 h. The TPF produced was extracted in 5ml of ethylacetate and determined spectrophotometrically at 460 nm. [31]. The recorded absorbances were expressed as relative activity of microbial community in test tubes.

F. PICT Calculations

The community tolerance then quantified as the concentration required to inhibit the activity by 50% in the detection phase. The PICT then determined by comparing the tolerance of the community exposed to Pb to that of an unaffected control community. The PICT thus expressed as the difference between the tolerance of the polluted sample and the unpolluted control [32]:

ΔIC_{50} (or PICT) = IC_{50} polluted sample – IC_{50} unpolluted sample where IC_{50} is the concentration of pollutant at which 50% of the community is inhibited. Fig.1 as an example, shows PICT calculation for 100 mg.kg⁻¹ soil after 180 days incubation.

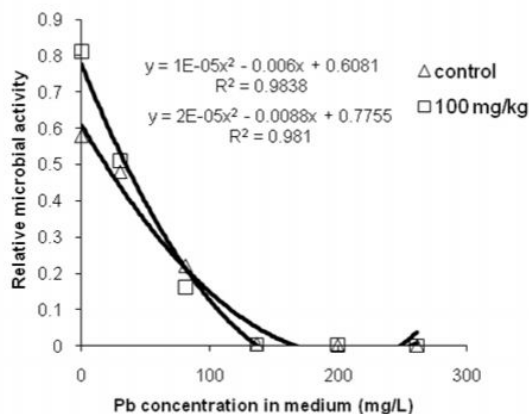


Fig. 1 Relative microbial activity in different levels of Pb in test tubes (detection phase). Microbial communities used in this test have been extracted from soil treated with 100 mg Pb.kg⁻¹ in selection phase after 180 days incubation

III. RESULTS AND DISCUSSION

A. Availability of Pb in soil

As shown in Fig.2, available Pb in soil was gradually decreased with time and reached a constant level after 30 days at all Pb treatments. When Pb was added to the soil, the Pb ions would then have interacted with the soil through processes of precipitation, ion exchange, complexation and eventually came to equilibrium with prevailing chemical conditions [33]. In this study, available Pb in soil came to equilibrium after 30 days incubation. Concentrations of available Pb in soil after this period were 0, 30.0, 81.0, 136.0, 200 and 260 mg.kg⁻¹ in corresponding treatments (0, 100, 200, 300, 400 and 500 mg.kg⁻¹), respectively

Saeki et al. [34] reported that soil solutions with high Cu and Zn concentrations were not necessarily found in the soils containing the largest amounts of these metals. This also consistent with the studies of Almas et al. [35], who found that the correlation of IC_{50} values with total amount of Cd and Zn in soil was much poor than for the labile form of these elements, indicating that total metal concentration is inaccurate for predicting biological effects. Diaz-Ravina et al. [36] pointed out that different soil types have different capacity to fix metal ions. They showed that a soil treated with 5 to 100 mg Cu.kg⁻¹ was more toxic to bacterial community than soil treated with 100 to 550 mg Cu.Kg⁻¹. This again confirms that total amount of metal ion in soil can not reflect its effective concentration in soil solution.

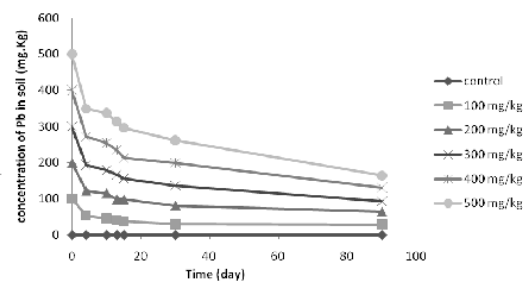


Fig. 2 Changes in available Pb concentration during soil incubation with different Pb levels

Niklinska et al. [37] studied PICT in a forest soil contaminated with Zn and Cu. These researchers found that in sites polluted with Cu and Zn, neither microbial carbon nor bacterial activity differed from the unpolluted controls. They note that the considerable amount of Cu and Zn in this soil are in phosphate or organic-bonded form. Moreover, ion metals present in soil solution are not necessarily bioavailable at all [2]. Soil organic matter usually contains large amounts of water-soluble organic compounds that chelate metals [38]. Wang et al. [39] reported a negative relationship between the activity of soil bacteria, population diversity and heavy metals extractable with NH_4NO_3 .

Based on these findings, we used Pb concentrations in detection phase which was equal to that of available levels in soil (Figs. 1 and 2)

B. PICT

Soil microbial activity was decreased by increasing Pb level during 30 days of incubation but the induced tolerance appeared on day 90 and thereafter. During 90 to 180 days of incubation, the PICT was gradually developed by increasing Pb level up to 200 mg kg⁻¹, but the rate of enhancement was steeper at higher concentrations (Fig.3).

Kelly et al. [40] found a 87% decrease in viable counts, 47% in microbial biomass and 95% in dehydrogenase activity after 15 days incubation of a soil polluted with Zn. Also, the proportion of zinc resistant bacteria increased from 0.08% to 0.75%.

In our study, PICT values increased with time of incubation and different levels of soil Pb (Fig.3). Liao et al. [41] found that the first time addition of Cd to soil can obviously inhibit soil microbial biomass and its metabolic activity, then favoring a selection of Cd resistant microorganisms with prolongation of addition time [42]. In general, the PICT values increased noticeably over time after soil Cd treatment. Doelman and Haanstra [19] and Speir et al. [43] also reported an increase in PICT over time for different heavy metals.

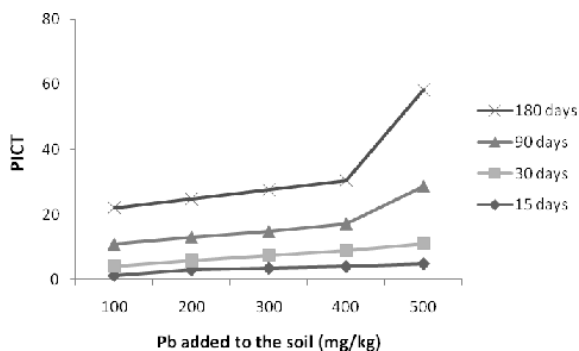


Fig. 3 Changes in PICT values with increasing levels of Pb in soil

Alden Demoling and Bååth [44] have expressed that the differences in PICT values depend on type, concentration, toxicity and bioavailability of pollutants. Of course, among these factors, PICT values more depend on pollutant concentration.

In current study, a marked increase occurred in PICT after 90 and 180 days incubation at 400 mg Pb. Kg⁻¹ (equal to 200 mg.Kg⁻¹ of available Pb)(Fig.3). This shows that increasing level of available Pb to 200 mg.Kg⁻¹ in four incubation periods has not caused important physiological or genetically changes in soil microbial community in term of Pb tolerance. These results suggest that the increase in Pb tolerance of community after adding Pb can be attributed to an immediate effect due to the death of sensitive species and later effect due to different competitive abilities and adaption of surviving bacteria [45]. These researchers also found an increase of tolerance after 14 months of incubation for all metals expect for Pb, but no tolerance was appeared till 7 months. Regarding this finding, 180-day incubation period was appropriate for our study.

Tree different mechanisms are therefore suggested as causes of the increased metal tolerance observed for soil microorganisms in current study: (1) an immediate, toxic effect killing sensitive species; (2) a selection for Pb tolerance due to different competitive abilities of surviving bacteria; and (3) adaption of bacteria developing in the polluted soils due to physiological and/or genetical changes. The predominance of one mechanisms might depend on the level of pollution. In higher concentrations of lead, competition and compatibility is an important factor in increasing the tolerance of microorganisms [46]. However, an increased tolerance to Pb in soil was detected throughout the entire incubation period (Fig.3), suggesting that the level of tolerance of the soil microbial community could be successfully used for detecting metal pollution independently of the time exposure.

IV. CONCLUSION

The critical points appeared at 200 mg.kg⁻¹ of available Pb after 90 and 180 days of incubation (Fig.3) reveal that a drastic change in genetic or structure of soil microbial community may initiate at this points. Thus, it may be entered irreparable damage to soil ecosystems. In fact, sensitive species extinct and create heavy metal tolerant species, thus reduce the functional and genetic diversity [47]. In tolerant communities,

the biodiversity may be decreased [35] and the tolerant species may not always be able to perform the same ecological functions as the sensitive ones [2]. As a result, many soil heterotrophic microorganisms are facing problem with food and declines their population. Thus may reduce the quality of soil ecosystems [14].

Critical point for each pollutant is of importance. To prevent adverse effects of pollutants, their concentration in soil should be monitored continuously. All amendments such as organic or chemical fertilizers as well as pesticides containing heavy metals or other pollutants must be added to the soil at a rate that prevent to rise their concentrations to the critical levels. It seems that the detrimental effects of pollutants at concentrations below that of critical points are reversible but it will be harmful and irreversible above these points.

ACKNOWLEDGMENT

Financial support by the Research Affairs of the University of Tabriz is gratefully acknowledged.

REFERENCES

- [1] S.R. Smith, "Agricultural Recycling of Sewage Sludge in the Environment" CABI Biosciences, Wallingford, UK, 1996.
- [2] K.E. Giller, E. Witter, and S.P. McGrath, "Toxicity of heavy metals to microorganisms and microbial process in agricultural soils: a review" *Soil Biol. Biochem.* vol. 300, pp.1389-1414, 1998.
- [3] P.C. Brookes, "The potential of microbiological properties as indicators in soil-pollution monitoring" in *Soil Monitoring. Early Detection and Surveying of Soil Contamination and Degradation*, R. Schulin, A. Desaules, R. Webster, and B. von Steiger, Eds. Birkha'user Verlag, Basel, Switzerland, 1993, pp 229-254.
- [4] S.P. MacGrath, "Effects of heavy metals from sewage sludge on soil microbes in agricultural ecosystems" in *Toxic metals in soil-plant systems*, S.M. Ross, Ed., John Wiley, Chichester, 1994, pp. 242-274
- [5] S.P. MacGrath, A.M. Chaudri, and K.E. Giller, "Longterm effects of metals in sewage sludge on soils, microorganisms and plants" *J. Ind. Microbiol.* Vol.14, pp.94-104, 1995.
- [6] K. Chander, and P.C. Brookes, "Effects of heavy metals from past applications on microbial biomass and organic matter accumulation in a sandy loam U.K. soil" *Soil Biol. Biochem.* Vol.23, pp. 927-932, 1991.
- [7] K. Chander, and P.C. Brookes, "Residual effects of zinc, copper and nickel in sewage sludge on microbial biomass in a sandy loam" *Soil Biol. Biochem.*vol. 25, pp.1231-1239, 1993.
- [8] B. Olson, and I. Thornton, "The resistance patterns to metals of bacterial populations in contaminated land" *J Soil Sci.* vol.33, pp.271-277, 1982.
- [9] M. Diaz-Ravina, and E. Bååth, "Development of metal tolerance in soil bacterial communities exposed to experimentally increased metal levels" *Appl Environ Microbiol.* Vol.62, pp.2970-2977, 1996.
- [10] M. Diaz-Ravina, and E. Bååth, "Response of soil bacterial communities pre-exposed to different metals and reinoculated in an unpolluted soil" *Soil Biol Biochem.* Vol.33, pp.241-248, 2001.
- [11] H. Blanck, S.A. Wangberg, and S. Molander, "Pollution-induced community tolerance. A new ecotoxicological tool" in *Functional Testing of Aquatic Biota for Estimating Hazards of Chemicals STP 988*. J.J. Cairns, and J.R. Pratt, Eds. American Society for Testing, Philadelphia, PA, 1988, pp. 219-230.
- [12] P. Van Beelen, A.K. Fleuren-Kemila, and T. Aldenberg, "The relation between extrapolated risk, expressed as potentially affected fraction, and community effects, expressed as pollution-induced community tolerance" *Environ Toxicol Chem.* Vol.20, pp.1133-1140, 2001.
- [13] M.E.Y. Boivin, A.M. Breure, L. Posthuma, and M. Rutgers, "Determination of field effects of contaminants-significance of pollution- induced community tolerance" *Human and Ecological Risk Assessment*, vol. 8, pp.1035-1055,2002.

- [14] K. Lock, and C.R. Janssen, "Influence of soil zinc concentrations on zinc sensitivity and functional diversity of microbial communities" *Environ. Pollut.* Vol.136, pp.275-281, 2005.
- [15] H. Bayer, M. Mitterer, and F. Schinner, "Der Ein.uss von Insektiziden auf mikrobiogene Prozesse in Ah-Materialien eines landwirtschaftlich genutzten Bodens" *Pedobiologia*, vol. 23, pp.311-319, 1982.
- [16] R.P. Dick, "Soil enzyme activities as integrative indicators of soil health" in *Biological indicators of soil health*, C.E. Pankhurst, B.M. Doube, and V.V.S.R. Gupta, Eds. Wallingford, USA, CAB International, 1997, pp. 121-156.
- [17] E.M. Top, M.P. Maila, M. Clerinx, J. Goris, P. De Vos, and W. Verstraete, "Methane oxidation as method to evaluate the removal of 2,4-D from soil by plasmid-mediated bioaugmentation" *FEMS Microbiol. Ecol.* Vol.28, pp.203-213, 1999.
- [18] L. Gianfreda, M.A. Rao, A. Piotrowska, G. Palumbo, and C. Colombo, "Soil enzyme activities as affected by anthropogenic alterations: intensive agricultural practices and organic pollution" *Sci. Total Environ.* Vol.341, pp. 265-279, 2005.
- [19] P. Doelman, and L. Haanstra, "Short and long term effects of heavy metals on urease activity in soils" *Biol. Fertil. Soils.* Vol.2, pp. 213-218, 1894.
- [20] C. Marzadori, C. Ciavatta, D. Montecchio, and C. Gessa, "Effetes of lead pollution on different soil enzyme activities" *Biol. Fertil. Soils.* Vol.22, pp.53-58, 1996.
- [21] S.P. Mathur, J.I. MacDougall, and M. McGrath, "Levels of activities of some carbohydrates, protease, lipase and phosphates in organic soils of differing copper content" *Soil Science.* Vol.129, pp.376-385, 1980.
- [22] G. Tyler, "Heavy metal pollution and soil enzyme activity" *Plant and Soil.* Vol.41, pp.303-311, 1974.
- [23] M.A. Tabatabai, "Effects of trace elements on urease activity" *Soil Biol. Biochem.* vol.9, pp.9-13, 1977.
- [24] M.B. Hinojosa, J.A. Carreira, R. García-Ruiz, and R.P. Dick, "Soil moisture pre-treatment effects on enzyme activities as indicators of heavy metal-contaminated and reclaim soils" *Soil Biol. Biochem.* vol.30, pp.1559-1568, 2004.
- [25] P. Nannipieri, "The potential use of soil enzymes as indicators of productivity, sustainability and pollution" in *Soil Biota, Management in Sustainable Farming Systems*, C.E. Pankhurst, B.M. Doube, V.V.S.R. Gupta, and P.R. Grace, Eds. Australia, CSIRO Publication, 1994, pp.238-244.
- [26] C. Trasar-Cepeda, M.C. Leirós, S. Seoane, and F. Gil-Sotres, "Limitations of soil enzymes as indicators of soil pollution" *Soil Biol. Biochem.* vol.32, pp.1867-1875, 2000.
- [27] J.H. Bolton, Elliot, L.F. R.I. Papendick, and D.F. Berdick, "Soil microbial biomass and selected soil enzyme activities: effects of fertilization and cropping practices" *Soil Biol. Biochem.* Vol.14, pp. 423-427, 1985.
- [28] G. Shen, Y. Lu, Q. Zhou, and J. Hong, "Interaction of polycyclic aromatic hydrocarbons and heavy metals on soil enzyme" *Chemosphere.* Vol.61, pp.1175-1182, 2005.
- [29] A.L. Page, "Methods of Soil Analysis" Part 2, *Chemical and Microbiological Properties*. Second edition. Agronomy number 9. U.S.A, 1982.
- [30] M. Rutgers, and A.M. Breure, "Risk assessment, microbial communities and pollution-induced community tolerance" *Human and Ecol Risk Assessment.* Vol.5, pp.661-670, 1998.
- [31] C.O. Nweke, C. Ntinugwa, I.F. Obach, S.C. Ike, G.E. Eme, E.C. Opara, J.C. Okolo, and C.E. Nwanyanwu, "In vitro effects of metals and pesticides on dehydrogenase activity in microbial community of cowpea (*Vigna unguiculata*) rhizoplane" *African J. Biotech.* Vol.6, pp.290-295, 2007.
- [32] L. Alden Demoling, and E. Bååth, "Use of pollution-induced community tolerance of the bacterial community to detect phenol toxicity in soil" *Environ. Toxicol. Chem.* Vol.27, pp. 344-350, 2008.
- [33] L.S. Zeng, M. Liao, C.L. Chen, and C.Y. Huang, "Effects of lead contamination on soil enzymatic activities, microbial biomass and rice physiological indices in soil-lead-rice (*Oryza sativa* L.) system. Ecotoxicol" *Environ. Safety.* Vol.67, pp.67-74, 2007.
- [34] K. Saeki, T. Kunito, H. Oyaizu, and S. Matsumoto, "Relationships between bacterial tolerance levels and forms of copper and zinc in soils" *J. Environ. Qual.* Vol.31, pp.1570-1575, 2002.
- [35] A.R. Almas, L.R. Bakken, and J. Mulder, "Changes in tolerance of soil microbial communities in Zn and Cd contaminated soils" *Soil Biol. Biochem.* Vol.36, pp.805-813, 2004.
- [36] M. Diaz-Ravina, R. Calvo de Anta, and E. Bååth, "Tolerance (PICT) of the bacterial communities to copper in Vineyards soils from Spain" *J. Environ. Qual.* Vol.36, pp.1760-1764, 2007.
- [37] M. Niklinska, M.Chodak, and R. Laskowski, "Pollution-induced community tolerance of microorganisms from forest soil organic layers polluted with Zn or Cu" *Appl Soil Ecol.* Vol. 32, pp.265-272, 2006.
- [38] K. Kaiser, and G. Guggenberger, "The role of DOM sorption to mineral surfaces in the preservation of organic matter in soils" *Org. Geochem.* Vol.31, pp.711-725, 2000.
- [39] Y. Wang, J. Shi, Q. Lin, X. Chen, and Y. Chen, "Heavy metal availability and impact on activity of soil microorganisms along a Cu/Zn contamination gradient" *J. Environ. Sci.* vol.19, pp.848-853, 2007.
- [40] J.J. Kelly, M. Häggblom, and R.L. Tate III, "Changes in soil microbial communities over time resulting from one time application of zinc: a laboratory microcosm study" *Soil Biol. Biochem.* vol.31, pp.1455-1465, 1999.
- [41] M. Liao, L. Yun-kuo, Z. Xiao-min, and H. Chang-yong, "Toxicity of cadmium to soil microbial biomass and its activity: Effect of incubation time on Cd ecological dose in paddy soil" *J. Zhejiang University Science.* Vol.5, pp.324-330, 2005.
- [42] E. Kandeler, D. Tschirko, K.D. Bruce, M. Stemmer, P.J. Hobbs, R.D. Bardgett, and W. Amelung, "Structure and function of the soil microbial community in microhabitats of a heavy metal polluted soil" *Biol. Fertil Soil.* Vol.32, pp.390-400, 2000.
- [43] T.W. Speir, H.A. Kettles, A. Parshotam, P.L. Searle, and L.N.C. Vlaar, "A simple kinetic approach to derive the ecological dose value, ED50, for the assessment of Cr (VI) toxicity to soil biological properties" *Soil Biol. Biochem.* vol.27, pp.801-810, 1995.
- [44] L. Alden Demoling, and E. Bååth, "No long-term persistence of bacterial pollution-induced community tolerance in tylosin-polluted soil" *Environ. Sci. Technol.* Vol.42, pp. 6917-6921, 2008.
- [45] M. Diaz-Ravina, and E. Bååth, "Influence of different temperatures on metal tolerance measurements and growth response of bacterial communities from unpolluted and polluted soils" *Biol. Fertil. Soils.* Vol.21, pp. 233-238, 1996.
- [46] T. Duxbury, "Ecological aspects of heavy metal responses in microorganisms" in *Advances in Microbial Ecology*, K.C. Marshall, Ed. vol. 8. Plenum, New York, 1985, pp. 185-236.
- [47] L. Posthuma, "Effects of toxicants on population and community parameters in field conditions, and their potential use in the validation of risk assessment methods" in *Ecological risk assessment of contaminants in soil*, N.M. Van Straalen., and H. Lokke, Eds. Chapman and Hall, London, 1997, pp. 85-117.