

Towards CO₂ Adsorption Enhancement via Polyethyleneimine Impregnation

Supasinee Pipatsantipong, Pramoch Rangsunvigit, Santi Kulprathipanja

Abstract—To reduce the carbon dioxide emission into the atmosphere, adsorption is believed to be one of the most attractive methods for post-combustion treatment of flue gas. In this work, activated carbon (AC) was modified by polyethyleneimine (PEI) via impregnation in order to enhance CO₂ adsorption capacity. The adsorbents were produced at 0.04, 0.16, 0.22, 0.25, and 0.28 wt% PEI/AC. The adsorption was carried out at a temperature range from 30 °C to 75 °C and five different gas pressures up to 1 atm. TG-DTA, FT-IR, UV-visible spectrometer, and BET were used to characterize the adsorbents. Effects of PEI loading on the AC for the CO₂ adsorption were investigated. Effectiveness of the adsorbents on the CO₂ adsorption including CO₂ adsorption capacity and adsorption temperature was also investigated. Adsorption capacities of CO₂ were enhanced with the increase in the amount of PEI from 0.04 to 0.22 wt% PEI before the capacities decreased onwards from 0.25 wt% PEI at 30 °C. The 0.22 wt% PEI/AC showed higher adsorption capacity than the AC for adsorption at 50 °C to 75 °C.

Keywords—Activated Carbon, Adsorption, CO₂, Polyethyleneimine

I. INTRODUCTION

GLOBAL warming is primarily due to the rapid increase in concentration of greenhouse gas like carbon dioxide (CO₂) in the atmosphere. With its impact on environmental problems, CO₂ is considered as the most important greenhouse gas for the global climate change [1]–[2]. CO₂ is produced from flue gas, separated from synthesis gas, fossil/biomass gasification gas, and reformat, or captured from atmospheric air. CO₂ in the gas product reduces significantly the energy content of the gas and decreases the efficiency in the transportation, storage, and any application of the product hydrogen [1], [3].

Capture and sequestration of CO₂ has been recognized as one of the alternatives to reduce CO₂ emission [4]–[6]. There are several techniques, such as liquid solvent absorption, cryogenic techniques, membrane separation, solid sorbents adsorption, pressure (and/or temperature) swing adsorption, and vacuum (and/or temperature) swing adsorption available for the CO₂ separation and CO₂ recovery emitted by power plants [1], [7]–[10].

S. P. is with The Petroleum and Petrochemical College; and Center for Petroleum, Petrochemicals, and Advanced Materials, Chulalongkorn University, Bangkok 10330, Thailand (e-mail: ju_ne_ee@msn.com)

P. R. is with The Petroleum and Petrochemical College; and Center for Petroleum, Petrochemicals, and Advanced Materials, Chulalongkorn University, Bangkok 10330, Thailand (phone: +66-2-218-4139; fax: +66-2-218-4139; e-mail: pramoch.r@chula.ac.th)

S. K. is with UOP, A Honeywell Company, Des Plaines, IL, USA (e-mail: mailto:santi.kulprathipanja@uop.com)

The most widely used processes in CO₂ capture plants are amine-based processes and wet scrubbing systems [11]. However, there are associated with many problems. For example, the large amount of heated water leads to the use of a lot of energy in these systems [12]. In addition, amine degradation by oxidation leads to corrosion of process equipment [13]. The cost of CO₂ sequestration process is considered because it accounts for tentatively three-fourths of the total energy cost for CO₂ separation. Therefore, the development of cost-effective techniques for CO₂ separation is essential [14].

Adsorption is recognized as one of the alternatives because of the low energy consumption, cost-effective, and the wide range of operating temperatures and pressures [15]. However, the achievement of this approach depends on the regeneration and adsorbent life with high CO₂ selectivity, adsorption capacity, and adsorption/desorption kinetics for CO₂ [14].

Pichaichanlert [16] used activated carbon (AC) and AC modified with monoisopropanolamine (MIPA), n-methylethanolamine (NMEA), piperazine and K₂CO₃ by an impregnation method. XRD, BET, and TGA characterization were used to confirm the formation of amine and K₂CO₃ on the activated carbon. The activated carbon modified with different types of amine especially piperazine and MIPA showed improvement in the CO₂ adsorption at moderate temperatures over the unmodified activated carbon. The results of K₂CO₃ loading on the activated carbon showed high adsorption capacities at 30 °C but its effectiveness decreased with the increase in the temperature.

A high-capacity and high-selective CO₂ adsorbents based on a modified AC with polyethyleneimine (PEI) was reported [1]. Polyethyleneimine (PEI) is a good polymer with its affinity towards gas molecules, especially CO₂ molecule because there are many nitrogen atoms in the molecule to react with CO₂ [17].

As a part of our continuing effort in the development of the surface modification on activated carbon to increase CO₂ adsorption capacity at high temperatures, effects of using polyethyleneimine (PEI) as a modification agent were investigated.

II. EXPERIMENTAL

A. Preparation of Adsorbents

The AC produced from coconut shell (supporting from Carbokarn Co., Ltd.) was sieved to sizes ranging from 20 to 40 mesh and oven dried at 120 °C for 6 hrs before impregnation process. PEI with average molecular weight 600,000–1,000,000 g/mol obtained from Sigma-

Aldrich(catalog no. 03880) as a 50 wt% aqueous solution was used as the impregnation material. For the impregnation process, the AC was divided in 1 g portions and placed in vials containing 20 ml of PEI solutions with initial concentrations of 0.1–2.0g/L. The AC together with the PEI solutions was agitated in an orbital shaker at 180rpm and 25°C for 3 days. Finally, adsorbents were dried at 120 °C for 3 hrs. PEI concentrations were analyzed by measuring their absorbances at 203 nm via a Shimadzu/UV-1800 UV-Vis spectrometer. The amount of PEI adsorbed was calculated using simple mass balance calculation.

B. Characterization of Adsorbents

Surface areas and pore volumes of the adsorbents were measured with the BET method on a Quantachrom/Autosorb1-MP instrument. Perkin-Elmer/Pyris Diamond TG-DTA instrument was used to study thermal decomposition of adsorbents in order to evaluate the actual amount of loading. The surface organic spectra were measured with the Thermo Nicolet/Nexus 670 FTIR instrument.

C. Adsorption Measurement

The schematic diagram of the experimental set-up is shown in Fig. 1. A pressure transmitter was installed to measure pressure of the system. One gram of the prepared adsorbent was loaded into the stainless steel adsorption chamber, which was heated by the furnace in order to reach the adsorption temperatures. He (Ultra high purity, Praxair Inc.) was used as a purge gas in this study. The adsorption processes were carried out using high purity CO₂ gas (99.99%). Effects of adsorption temperature were investigated by varying the temperature from 30 to 75 °C within a pressure range of 0–1 atm. The temperature of the adsorption chamber was adjusted and maintained by an internal temperature sensor.

III. RESULT AND DISCUSSION

A. Characterization

Activated carbon (AC) and modified AC were characterized by thermogravimetry/differential thermal analysis (TG/DTA), Brunauer-Emmett-Teller (BET) gas adsorption analysis, and Fourier transform infrared spectroscopy (FTIR). Surface area, pore volume, and pore diameter of the adsorbents are shown in Table I. AC shows a specific surface area of 1,325 m²/g, a pore volume of 0.4757 cm³/g, and a pore diameter of 13.40 Å. The modified AC with polyethyleneimine (PEI) has similar surface area, pore volume, and pore diameter. This result suggests that the amount of PEI on the AC does not affect the AC surface properties.

TABLE I
SURFACE AREA, PORE VOLUME, AND PORE DIAMETER ANALYSIS OF ADSORBENTS

Adsorbents	BET surface area (m ² /g)	Pore volume (cm ³ /g)	Pore Diameter (Å)
AC	1,325	0.4757	13.40
0.04 wt% PEI/AC	1,288	0.4620	13.20
0.16 wt% PEI/AC	1,248	0.4488	13.20
0.22 wt% PEI/AC	1,225	0.4406	13.18
0.28 wt% PEI/AC	1,177	0.4226	13.16

Fig. 2 shows the nitrogen adsorption isotherms of AC, 0.04 wt% PEI/AC, 0.16 wt% PEI/AC, 0.22 wt% PEI/AC, and 0.28 wt% PEI/AC at -196 °C. These results suggest that a high volume of nitrogen is adsorbed within the relative pressures range of 0 – 0.2. And the maximum value of adsorbed nitrogen shows at the relative pressure lower than 0.3 for all three adsorbents. It can be assumed that the three adsorbents are almost 100% micropores.

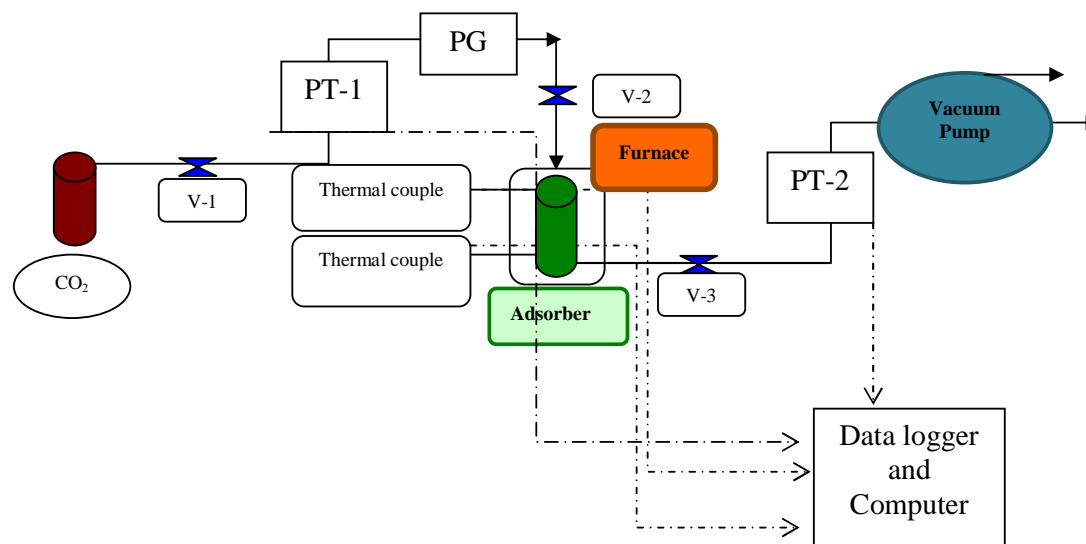


Fig. 1 Schematic of the experiment set-up

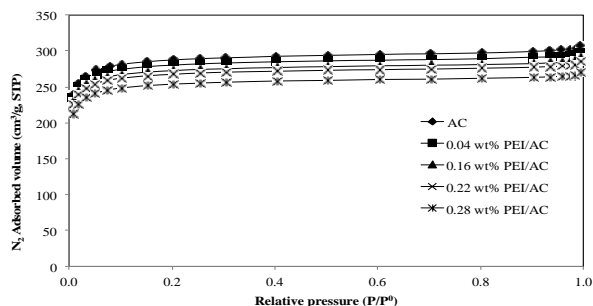


Fig. 2 Nitrogen adsorption isotherms of AC and modified AC

The FTIR transmission spectra of AC, 0.04 wt% PEI/AC, and 0.16 wt% PEI/AC are shown in Fig. 3. The band at $1,480\text{ cm}^{-1}$ represents the N–H bond, in which its slight increase in the transmittance for the PEI-impregnated samples compared to AC as PEI contains NH_3 group [18]. The band at $2,360\text{ cm}^{-1}$ is usually ascribed to the single C–H bond, which decreases in the transmittance for the PEI-impregnated samples [19]. From this observation, it can be assumed that PEI-impregnation decreases the ratio of the C–H bonds. The reduction of the C–H bond indicates the relative reduction in the presence of these generally hydrophobic bonds, which enables the more hydrophilic N–H bonds to be attached on the AC. The broad band from $2,400$ to $2,900\text{ cm}^{-1}$ is due to the presence of aliphatic groups of the adsorbed long chained-PEI [20]. The stretching vibrations from approximately $3,450$ to $4,000\text{ cm}^{-1}$ are possibly due to the presence of surface hydroxylic groups and chemisorbed water [21]. These results confirm that PEI was successfully loaded on the AC.

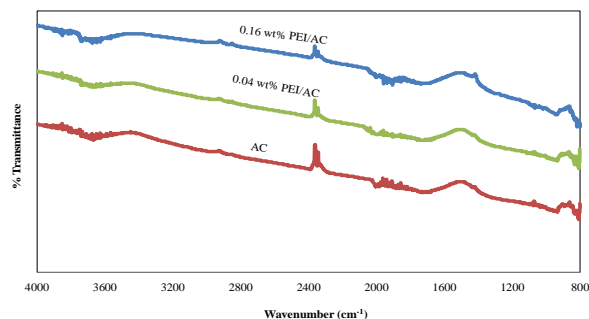


Fig. 3 FTIR transmission spectra of unmodified and modified AC

TG/DTA analysis was used to investigate the strength and amount of adsorbed water and CO_2 on the AC. In Fig. 4, the TGA profile of the AC is shown. There are two steps with distinct weight loss. The first step, the weight loss at $85.5\text{ }^\circ\text{C}$ can be attributed to the desorption of moisture and volatile components. The weight loss above $250\text{ }^\circ\text{C}$ can be attributed to decomposition of the AC [2].

The TGA profile of PEI (50 wt% in water) is shown in Fig. 5. There are two steps with distinct weight loss at 107.8 and $324.5\text{ }^\circ\text{C}$. The temperature at $107.8\text{ }^\circ\text{C}$ indicates the maximum desorption of water. And the temperature at $324.5\text{ }^\circ\text{C}$ indicates the maximum decomposition of PEI.

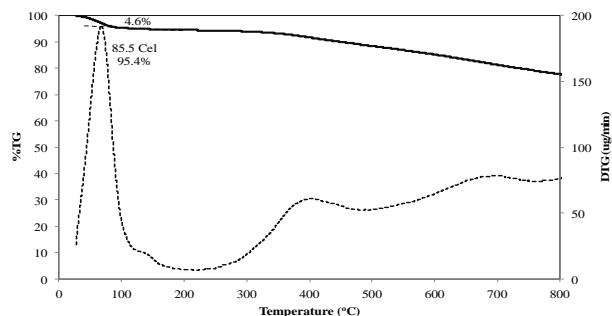


Fig. 4 TGA profile of AC; dTG(--), TG(—)

The amounts of PEI impregnated on AC were measured via the UV-visible spectrometer (203 nm .) are shown in Table II.

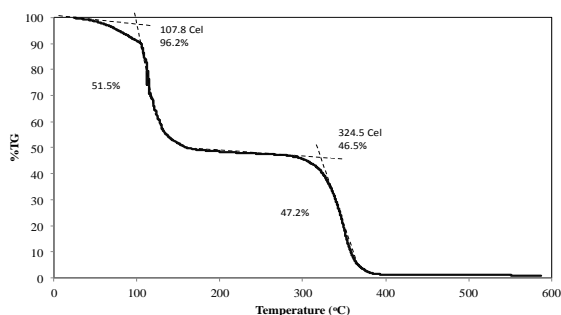


Fig. 5 TGA profile of PEI (50 wt% in water)

TABLE II

AMOUNT OF PEI IMPREGNATED ON THE AC

Initial concentration of PEI solution (g/L)	PEI impregnated on AC (wt% PEI/AC)
0.1	0.04
0.5	0.16
1.5	0.22
1.75	0.25
2.0	0.28

B. Effects of PEI Loading on the CO_2 Adsorption

The adsorption capacity of adsorbents strongly depends on the amount of micropores of a specific diameter present in AC as well as their volume. Fig. 6 shows separately the isotherms of CO_2 on AC and modified AC samples at $30\text{ }^\circ\text{C}$ and 0 to 1 atm pressure. It can be seen that the amounts of CO_2 adsorbed on all modified AC samples increase with the increase in the amount of PEI from 0.04 to 0.22 wt% PEI. This is not unexpected as the results correspond with the increase in the nitrogen-containing group, which, in turn, increases the CO_2 adsorption. However, the adsorption capacity decreases when the amount of PEI is increased to 0.25 wt% and higher. This may be attributed to the pore filling effect that blocks the pores of adsorbent preventing CO_2 to diffuse into the pores [5], [22]. Accordingly, the adsorption process takes place only the surface of the adsorbent. More importantly, it can be

observed that the AC has higher CO₂ adsorption capacity than the AC modified with PEI. It indicates that physical adsorption dominates the CO₂ adsorption on the AC.

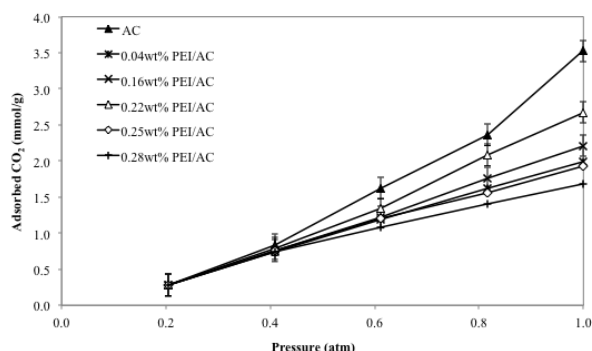


Fig. 6 CO₂ adsorption isotherms of AC and AC modified with PEI in different loading at 30 °C

C. Effects of Temperature on the CO₂ Adsorption

At the elevated temperatures (50 and 75 °C), the modified AC shows higher adsorption capacities than the AC at the same temperature. In Fig. 7–8, at the beginning, the adsorption capacities of all samples are very close. When the pressures are increased, the adsorption capacities of the AC modified with 0.22 wt% PEI are significantly higher though the surface area and pore volume are lower than the AC. It implies that chemical adsorption dominates the CO₂ adsorption on the modified AC. The results confirm that the increase in the temperature facilitates the transfer of the adsorbed CO₂ molecules from the surface into the bulk of PEI by overcoming the kinetic barrier [23]. On the other hand, further increase in the temperature above 75 °C reduces the CO₂ adsorption capacity, as the control of the adsorbed shifts from the kinetic behavior to the thermodynamic behavior [24].

The adsorption capacities of AC at 75 °C have the same trend and are close to the adsorption capacities at 50 °C. On the other hand, the AC modified with 0.22 wt% PEI at 30 °C has higher CO₂ adsorption capacity than that at 50 and 75 °C.

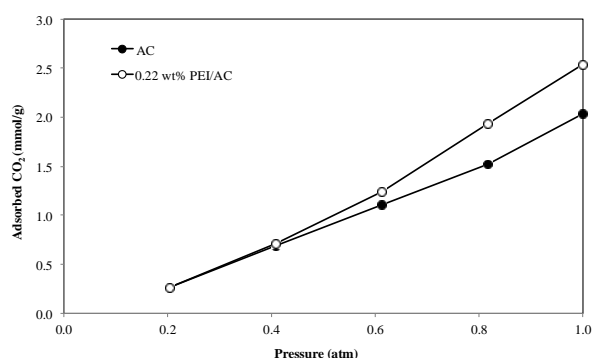


Fig. 7 CO₂ adsorption isotherms of AC and AC modified with 0.22 wt% PEI/AC at 50 °C

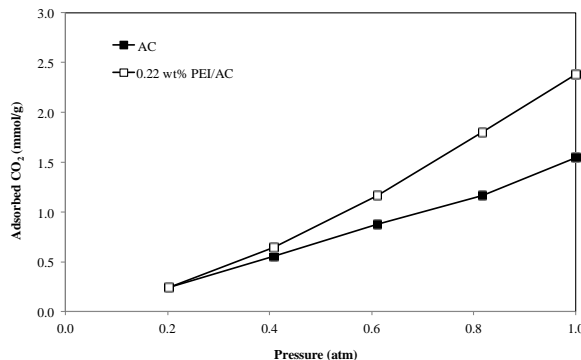


Fig. 8 CO₂ adsorption isotherms of AC and modified AC with 0.22 wt% PEI/AC and at 75 °C

IV. CONCLUSION

In summary, AC produced from coconut shell modified with PEI-impregnated has been developed in our laboratory for CO₂ capture. CO₂ adsorption capacity was enhanced with the increase in the amount of PEI from 0.04 to 0.22 wt% PEI before the capacity decreased onwards for 0.25 and 0.28 wt% PEI at 30 °C under 1 atm. However, the AC gives a higher adsorption capacity of CO₂ than AC modified with 0.22 wt% PEI. The AC modified with 0.22 wt% PEI showed higher CO₂ adsorption capacity than the AC at 50 and 75 °C. It can confirm that the AC modified with PEI can enhance the CO₂ adsorption capacity at the high temperatures.

ACKNOWLEDGMENTS

The authors would like to acknowledge the National Excellence Center for Petroleum, Petrochemicals, and Advance materials; The Petroleum and Petrochemical College, Chulalongkorn University, Thailand; UOP, A Honeywell Company, USA; the Higher Education Research Promotion and National Research University Project of Thailand, Office of the Higher Education Commission for providing support for this research work.

REFERENCES

- [1] Xu, X., Song, C., Andresen, J.M., Miller, B.G. and Scaroni, A.W. (2002). *Energy Fuels*, 16, 1463–1469.
- [2] Plaza, M.G., Pevida, C., Arias, B., Feroso, J., Arenillas, A., Rubiera, F. and Pis, J.J. (2008). *Thermal Analysis Calorimeters*, 92, 601–606.
- [3] Siritwardane, R.V. (2006). Solid sorbents for removal of carbon dioxide from gas streams at low temperature. United States Patent, 6, 908,407.
- [4] Plaza, M.G., Pevida, C., Arenillas, A., Rubiera, F. and Pis, J.J. (2007). *Fuel*, 86, 2204–2212.
- [5] Xu, X., Song, C., Miller, B.G., and Scaroni, A.W. (2005). Adsorption separation of carbon dioxide from flue gas of natural gas-fired boiler by a novel nanoporous “molecular basket” adsorbent. *Fuel Processing Technology*, 86(1), 1457–1472.
- [6] Hiyoshi, N., Yogo, K., Yashima, T. and Jpn, J. (2005). *Petrochemical Institute*, 48, 29–36.
- [7] Kazama, S., Teramoto, T., Haraya, K. and Membr. J. (2002). *Science*, 207, 91–104.
- [8] Pevida, C., Plaza, M.G., Arias, B., Feroso, J., Rubiera, F. and Pis, J.J. (2008). Surface modification of activated carbons for CO₂ capture. *Applied Surface Science*, 254, 7165.
- [9] Dong, F., Lou, H., Kodama, A., Goto, M. and Hirose, T. (1999). *Separation Purification and Technology*, 16, 159–166.
- [10] Plaza, M.G., Garcia, S., Rubiera, F., Pis, J.J. and Pevida, C. (2010). Post-combustion CO₂ capture with a commercial activated carbon: Comparison of different regeneration strategies. *Chemical Engineering*

- Journal, 163, 41–47.
- [11] Tontiwachwuthikul, P., Meisen, A. and Lim, C.J. (1991). Chemical Engineering Data, 36, 130–133.
- [12] Arenillas, A., Smith, K.M., Drage, T.C. and Snape, C.E. (2005). CO₂ capture using some fly ash-derived carbon 10 materials. Fuel, 84, 2204–2210.
- [13] Gray, M.L., Soong, Y., Champagne, K.J., Baltrus, J., Stevens Jr, R.W., Toochinda, P. and Chuang, S.S.C. (2004). Separation and Purification Technology, 35, 31.
- [14] Plaza, M.G., Pevida, C., Arias, B., Feroso, J., Rubiera, F. and Pis, J.J. (2009). A comparison of two methods for producing CO₂ capture adsorbents. Energy Procedia, 1, 1107–1113.
- [15] Drage, T.C., Arenillas, A., Smith, K.M., Pevida, C., Piippo, S. and Snape, C.E. (2007). Preparation of carbon dioxide adsorbents from the chemical activation of urea-formaldehyde and melamine-formaldehyde resins. Fuel, 86, 22.
- [16] Pichaichanlert, T. (2010). Modification of Commercially Available for CO₂ Selective Adsorption. MS Thesis, Chulalongkorn University, Bangkok, Thailand.
- [17] Aroua, M.K., Daud, W.M.A.W., Yin, C.Y., and Adinata, D. (2008). Adsorption capacities of carbon dioxide, oxygen, nitrogen and methane on carbon molecular basket derived from polyethyleneimine impregnation on microporous palm shell activated carbon. Separation and Purification Technology, 62, 609–613.
- [18] Przepiorski, J., Skrodzewicz, M., Morawski, A.W. (2003). High temperature ammonia treatment of activated carbon for enhancement of CO₂ adsorption. Applied Surface Science, 225, 235–242.
- [19] Attia, A.A., Rashwan, W.E., Khedr, S.A. (2006). Capacity of activated carbon in the removal of acid dyes subsequent to its thermal treatment. Dyes and Pigments, 69, 128–136.
- [20] Tomaszewski, W., Gun'ko, V.M., Skubiszewska-Zie, J., and Leboda, R. (2003). Structural characteristics of modified activated carbons and adsorption of explosives. Journal of Colloid and Interface Science, 266, 388–402.
- [21] Swiatkowski, A., Pakula, M., Biniak, S., and Walczyk, M. (2004). Influence of the surface chemistry of modified activated carbon on its electrochemical behaviour in the presence of lead(II) ions. Carbon 42, 3057–3069.
- [22] Jadhav, P.D., Chatti, R.V., Biniwale, R.B., Labhsetwar, N.K., Devotta, S., and Rayalu, S.S. (2007). Monoethanol amine modified zeolite 13X for carbon dioxide adsorption at different temperatures. Energy and Fuels, 21, 3555–3559.
- [23] Ma, X., Wang, X. and Song, C. (2009). "Molecular Basket" Sorbents for separation of CO₂ and H₂S from various gas streams. JACS American Chemical Society, 131, 5777–5783.
- [24] Yong, Z., Mata, V., and Rodrigues, A.E. (2002). Adsorption of carbon dioxide at high temperature. Separation and Purification Technology, 26, 195–205.