

# A Fast Code Acquisition Scheme for O-CDMA Systems

Youngpo Lee, Jaewoo Lee, and Seokho Yoon<sup>†</sup>

*Abstract*—This paper proposes a fast code acquisition scheme for optical code division multiple access (O-CDMA) systems. Unlike the conventional scheme, the proposed scheme employs multiple thresholds providing a shorter mean acquisition time (MAT) performance. The simulation results show that the MAT of the proposed scheme is shorter than that of the conventional scheme.

*Keywords*—Optical CDMA, acquisition, MAT, multiple-shift

## I. INTRODUCTION

The code synchronization is one of the most important tasks in code division multiple access (CDMA) based communication systems [1]. Generally, the code synchronization consists of two stages: code acquisition and tracking. In code acquisition, the ultimate performance measure is the mean acquisition time (MAT), which is a mean time that elapses prior to acquisition.

An optical CDMA (O-CDMA) system uses an optical orthogonal code (OOC) as a spreading code [2]. Due to its good autocorrelation and crosscorrelation properties, the OOC has been widely used for various CDMA based systems including O-CDMA systems [3], [4]. Keshavarzian and Salehi introduced the serial-search (SS) [3] scheme using the OOC, which is simple; however, its MAT increases as the code length becomes longer. Thus, the SS scheme is not suitable for rapid acquisition of a long code that is essential for multi-user environments. In order to overcome this drawback, in [4], the same authors proposed the multiple-shift (MS) scheme using the OOC, which consists of two stages and offers a shorter MAT compared with that of the SS scheme.

In this paper, we propose a faster code acquisition scheme referred to as the enhanced multiple-shift (EMS). The EMS scheme also consists of two stages like the MS scheme, however, by using multiple thresholds and modified local code, the EMS scheme provides a shorter MAT compared with that of the MS scheme.

The remainder of this paper is organized as follows. Section II describes the system model. In Section III, we present the conventional MS and proposed EMS schemes. In Section IV, the simulation results show the MATs of MS and EMS schemes in single-user and multi-user environments. Section V concludes this paper.

Y. Lee, J. Lee, and S. Yoon are with the College of Information and Communication Engineering, Sungkyunkwan University, Suwon, Korea (e-mail: syoon@skku.edu).

<sup>†</sup>Corresponding author

## II. SYSTEM MODEL

In an O-CDMA channel, there exist various kinds of impairments such as noise, multipath signals, and multiple access interference (MAI). The influences of noise and multipath signals can be almost completely mitigated by using fiber-optic medium; however, that of MAI should be alleviated in the receiver [5], [6]. In this paper, thus, we consider a multi-user environment without the influences of noise and multipath signals. Then, the received signal  $r(t)$  can be written as

$$r(t) = \sum_{n=1}^N s^{(n)}(t - \tau^{(n)}), \quad (1)$$

where  $s^{(n)}(t)$  is the transmitted signal of the  $n$ th user;  $\tau^{(n)} \in [0, T_b)$  denotes the time delay of the  $n$ th user with bit duration  $T_b$ ; and  $N$  is the number of total users. We consider the on-off-keying (OOK) modulation and assume that the bit rate is the same for all users. Thus, transmitted signal  $s^{(n)}(t)$  can be expressed as

$$s^{(n)}(t) = \sum_{i=-\infty}^{\infty} b_i^{(n)} c^{(n)}(t - iT_b), \quad (2)$$

where  $b_i^{(n)}$  is the  $i$ th binary data bit of the  $n$ th user and  $c^{(n)}(t) = \sum_{j=0}^{F-1} a_j^{(n)} p(t - jT_c)$  is the OOC of the  $n$ th user with chip duration  $T_c$  and sequence  $a_j^{(n)} \in \{0, 1\}$  of length  $F$  and weight  $K$  (the total number of '1's in  $a_j^{(n)}$ ) with the rectangular pulse  $p(t)$  of length  $T_c$  defined as

$$p(t) = \begin{cases} 1, & 0 \leq t < T_c, \\ 0, & \text{otherwise.} \end{cases} \quad (3)$$

Generally, the OOC can be denoted by its parameters, i.e.,  $(F, K, \lambda_a, \lambda_c)$ , where  $\lambda_a$  and  $\lambda_c$  are autocorrelation and crosscorrelation constraints, respectively [2]. For ideal strict orthogonality of OOC, both  $\lambda_a$  and  $\lambda_c$  have to be zero; however, since an OOC consists of 0 and 1, the ideal strict orthogonality cannot be satisfied. Thus, in this paper, both  $\lambda_a$  and  $\lambda_c$  are set to 1.

## III. CODE ACQUISITION SCHEMES

### A. Conventional MS Scheme

In the MS scheme, total  $F$  cells in the search space are divided into  $Q$  groups, each of which contains  $M$  cells. The relation of  $Q$  and  $M$  is given by

$$Q = \left\lceil \frac{F}{M} \right\rceil, \quad (4)$$

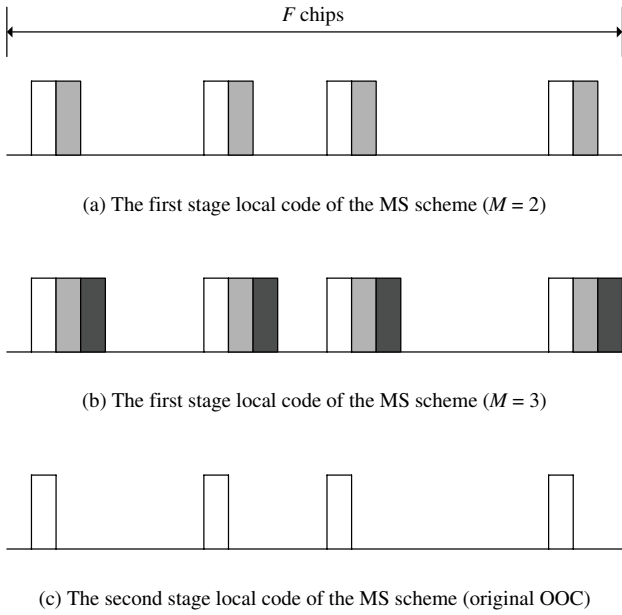


Fig. 1. The local codes of the MS scheme when OOC of (32,4,1,1) is used.

where  $\lceil \cdot \rceil$  denotes the ceiling operation. Note that the upper closest integer to the ratio of  $F/M$  is chosen as the value of  $Q$  when  $M$  is not a divisor of  $F$ .

The MS scheme consists of two stages. In the first stage, the received signal  $r(t)$  is correlated with the first stage local code shown in Fig. 1. The correlation is repeated on a group-by-group basis. If the correlation value corresponding to a certain group exceeds a given threshold  $TH_{MS,first}$ , the group is declared to be the correct group having the time delay  $\tau^{(n)}$  and the process is transferred to the second stage. In the second stage, the correlation-based search is performed again with the second stage local code (original OOC) on a cell-by-cell basis over  $M$  cells in the correct group. As in the first stage, when the correlation value corresponding to a certain cell exceeds a given threshold  $TH_{MS,second}$ , which is different from the value in the first stage, the cell is declared to be an estimate of the time delay  $\tau^{(n)}$ .

Using the definition in [4], the MAT of MS scheme  $T_{MS}$  is given by

$$T_{MS} = \frac{Q + 1}{2} + \frac{M + 1}{2}. \quad (5)$$

From (4) and (5), we can find that the minimum value of  $T_{MS}$  equals to  $\sqrt{F}$  when  $M = \sqrt{F}$ .

**B. Proposed EMS Scheme**

The EMS scheme proposed in this paper also consists of two stages as the MS scheme. However, using multiple thresholds and modified local code, the EMS scheme has a shorter MAT than that of the MS scheme.

In the first stage, the first stage local code shown in Fig. 2 is used instead of the conventional local code for EMS scheme. The first stage local code consists of large and small chips.

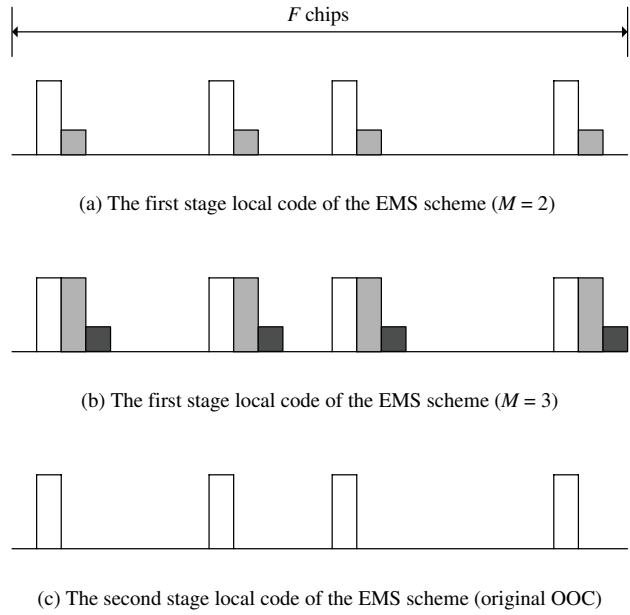


Fig. 2. The local codes of the EMS scheme when OOC of (32,4,1,1) is used.

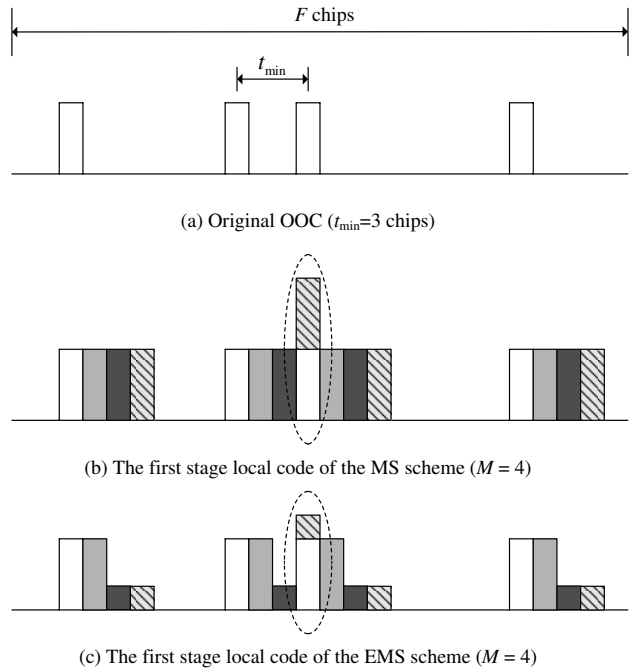


Fig. 3. The local codes of the MS and EMS scheme when  $M > t_{min}$ .

When  $M$  is an even number, the number of large chips is equal to the number of small chips; otherwise, the number of large chips is larger by 1 than the number of small chips. The power of the small chips is determined with the following conditions

$$\text{Conditions of } \alpha = \begin{cases} \alpha < 1, \\ \alpha > \frac{\lambda_a}{K}, \\ \alpha > \frac{\lambda_c}{K}, \end{cases} \quad (6)$$

where  $\alpha$  represents the power of small chips. On the other hand, the power of large chips is always set to 1.

The correlation is repeated on a group-by-group basis as in the first stage of the MS scheme. If the correlation value corresponding to a certain group exceeds a given thresholds  $TH_{EMS,first}$  or  $th_{EMS,first}$ , the group is declared to be the correct group having the time delay  $\tau^{(n)}$  and the process is transferred to the second stage. In the second stage, the correlation-based search is performed again with the second stage local code (original OOC) on a cell-by-cell basis over  $M$  cells in the correct group. As in the first stage, when the correlation value corresponding to a certain cell exceeds a given threshold  $TH_{EMS,second}$ , the cell is declared to be an estimate of the time delay  $\tau^{(n)}$ .

In the first stage, if the correlation value of the correct group is equal to or larger than  $TH_{EMS,first}$ , we only search the first half of  $M$  cells of the correct group in the second stage; otherwise and if the correlation value of the correct group is equal to or larger than  $th_{EMS,first}$ , the search is performed over the second half of  $M$  cells of the correct group in the second stage. In the EMS scheme, two thresholds,  $TH_{EMS,first}$  and  $th_{EMS,first}$  can be determined based on the power of large and small chips in the first stage local code.

Using the definition in [4], the MAT of EMS scheme  $T_{EMS}$  is given by

$$T_{EMS} = \frac{Q+1}{2} + \frac{M+2}{4}. \quad (7)$$

As we can see in (7), the MAT in the second stage is reduced by half and the minimum value of  $T_{EMS}$  equals to  $\sqrt{F/2}+1$  when  $M = \sqrt{2F}$ .

For a correct operation of the proposed EMS and conventional MS schemes,  $M$  has to be equal to or smaller than  $t_{min}$ , where  $t_{min}$  is the minimum chip interval of the OOC. Otherwise, chips of local code are overlapped as shown in Fig. 3, where  $t_{min} = 3$  and  $M = 4$ . In this case, the EMS scheme cannot guarantee a correct operation and good performance.

#### IV. SIMULATION RESULTS

In this section, we compare the MAT of the conventional MS scheme with that of the proposed EMS scheme in single-user and multi-user environments. Simulation parameters are as follows:  $F = 200$ ;  $K = 5$ ;  $\lambda_a = \lambda_c = 1$ ;  $N = 1 \sim 4$ ;  $\alpha = 0.75$ ;  $TH_{MS,first} = TH_{MS,second} = TH_{EMS,first} = TH_{EMS,second} = K$ ;  $th_{EMS,first} = \alpha K$ ; and the penalty time for acquisition is 10. We assume that each user transmits the data 1 or 0 with equal probability and chip is synchronized perfectly.

Fig. 4 shows the MAT performance of the MS and EMS schemes as a function of  $M$  in a multi-user environment. From Fig. 4, we can observe that the MAT of the EMS scheme is shorter than that of the MS scheme, and the difference of MAT between the MS and EMS schemes increases as  $M$  increases as in the single-user environment.

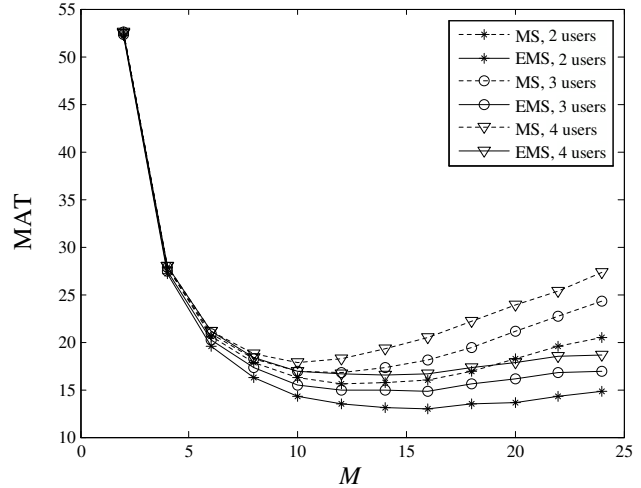


Fig. 4. The MATs of the MS and EMS schemes in a multi-user environment.

#### V. CONCLUSION

In this paper, we have proposed a novel code acquisition scheme called EMS for O-CDMA systems. Exploiting the multiple thresholds and modified local code, the proposed EMS scheme can provide a shorter MAT compared with that of the MS scheme. The performance of the EMS scheme has been analyzed using the circular flow graph diagram. The simulation results have confirmed that the EMS scheme offers a shorter MAT compared with that of the MS scheme in both single-user and multi-user environments.

#### ACKNOWLEDGMENT

This research was supported by the National Research Foundation (NRF) of Korea under Grants 2012-0005066 and 2012R1A2A2A01045887 with funding from the Ministry of Education, Science and Technology (MEST), Korea, and by the Information Technology Research Center (ITRC) program of the National IT Industry Promotion Agency under Grant NIPA-2012-H0301-12-1005 with funding from the Ministry of Knowledge Economy (MKE), Korea.

#### REFERENCES

- [1] A. Polydoros and C. L. Weber, "A unified approach to serial-search spread spectrum code acquisition-Part I: General theory," *IEEE Trans. Commun.*, vol. 32, no. 5, pp. 542-549, May 1984.
- [2] J. A. Salehi, "Code division multiple-access techniques in optical fiber networks - Part I: Fundamental principles," *IEEE Trans. Commun.*, vol. 37, no. 8, pp. 824-833, Aug. 1989.
- [3] A. Keshavarzian and J. A. Salehi, "Optical orthogonal code acquisition in fiber-optic CDMA systems via the simple serial-search method," *IEEE Trans. Commun.*, vol. 50, no. 3, pp. 473-483, Mar. 2002.
- [4] A. Keshavarzian and J. A. Salehi, "Multiple-shift code acquisition of optical orthogonal codes in optical CDMA systems," *IEEE Trans. Commun.*, vol. 53, no. 3, pp. 687-697, Apr. 2005.
- [5] J. A. Salehi and C. A. Brackett, "Code division multiple-access techniques in optical fiber networks - Part II: Systems performance analysis," *IEEE Trans. Commun.*, vol. 37, no. 8, pp. 834-842, Aug. 1989.
- [6] A. Stok and E. H. Sargent, "Lighting the local area: Optical code-division multiple access and quality of service provisioning," *IEEE Networking*, vol. 14, no. 6, pp. 42-46, Dec. 2000.

**Youngpo Lee** received the B.S.E. and M.S.E. degrees in information and communication engineering from Sungkyunkwan University, Suwon, Korea, in February 2008 and 2010, respectively. He is currently working toward the Ph.D. degree in the Department of Mobile Systems Engineering at Sungkyunkwan University. His research interests include binary offset carrier modulation, orthogonal frequency division multiplexing (OFDM) systems, and cognitive radio.

**Jaewoo Lee** received the B.S.E. degree in information and communication engineering from Sungkyunkwan University, Suwon, Korea, in August 2012. He is currently working toward the M.S.E. degree in the Department of IT Convergence Engineering at Sungkyunkwan University. His research interests include spread spectrum systems, timing offset estimation, and orthogonal frequency division multiplexing (OFDM) systems.

**Seokho Yoon** received the B.S.E. (summa cum laude), M.S.E., and Ph.D. degrees in electrical engineering from Korea Advanced Institute of Science and Technology (KAIST), Daejeon, Korea, in 1997, 1999, and 2002, respectively. From April 2002 to June 2002, he was with the Department of Electrical Engineering and Computer Science, Massachusetts Institute of Technology (MIT), Cambridge. From July 2002 to February 2003, he was with the Department of Electrical Engineering, Harvard University, Cambridge, as a Postdoctoral Research Fellow. In March 2003, he joined the College of Information and Communication Engineering, Sungkyunkwan University, Suwon, Korea, where he is currently an Associate Professor. His research interests include spread spectrum systems, mobile communications, detection and estimation theory, and statistical signal processing.